



KNOBS, HANDLES & GRIPS



Adjustable Handles

58 - 73, 77



Ball Knobs

12 - 14



Control Knobs

53 - 55



Crank Handles

78 - 81



Grips

118 - 119



Hand Wheels

77, 105 - 116



Levers

56 - 57, 74 - 76, 82 - 83



Lobed & Knurled Knobs

15 - 41, 43 - 45, 77



Machine Handles

101 - 104



Pull & Recessed Handles

77, 84 - 100



Push-Pull & Tapered Knobs

42, 45 - 49, 77



Thumb Screw, T-Handle & Wing Knobs

43 - 45, 49 - 52





BALL KNOBS

Buy One or Buy Bulk & SAVE

Molded plastic ball knobs for machine tools, jigs, fixtures, etc. Plastic ball knobs give your product that dressed up appearance.

**Black or Red Phenolic
Brass Insert, Tapped or Molded Thread
Inch and Metric**



Black				Red						
Item No.	Insert	Pack Qty.	Bulk Pack Qty.	Item No.	Insert	Pack Qty.	Bulk Pack Qty.	Dia.	Thread	Thread Depth
Inch										
—	—	—	—	DM-65	Brass	1	250	49/64	1/4-20	3/8
B-62	Brass	1	250	—	—	—	—	3/4	8-32	5/16
B-1	Brass	1	250	R-1	Brass	1	—	3/4	10-32	5/16
B-22	Brass	1	250	—	—	—	—	3/4	1/4-20	3/8
B-60	Brass	1	250	—	—	—	—	3/4	6-32	5/16
B-64	Brass	1	250	—	—	—	—	3/4	10-24	5/16
B-3	Brass	1	250	DM-100	Brass	1	250	1	1/4-20	7/16
B-21	Brass	1	250	R-21	Brass	1	—	1	1/4-28	7/16
B-4	Brass	1	250	DM-140	Brass	1	250	1	5/16-18	7/16
B-5	Brass	1	250	R-5	Brass	1	—	1	5/16-24	7/16
B-23	Brass	1	250	DM-70	Brass	1	250	1	3/8-16	1/2
B-36	Brass	1	250	DM-135	Brass	1	250	1	3/8-24	1/2
B-2	Brass	1	250	DM-50	Brass	1	250	1	10-32	5/16
B-26	Brass	1	250	—	—	—	—	1 1/16	5/16-24	7/16
B-27	Brass	1	250	—	—	—	—	1 1/16	3/8-16	1/2
B-28	Brass	1	250	—	—	—	—	1 1/16	3/8-24	1/2
B-24	Brass	1	250	R-24	Brass	1	—	1 1/16	1/4-20	7/16
B-25	Brass	1	250	R-25	Brass	1	—	1 1/16	5/16-18	7/16
—	—	—	—	DM-90	Brass	1	250	1 1/4	3/8-24	1/2
—	—	—	—	DM-85	Brass	1	250	1 1/4	3/8-16	1/2
B-9	Brass	1	250	R-9	Brass	1	—	1 1/4	1/2-20	5/8
B-6	Brass	1	250	DM-150	Brass	1	250	1 1/4	3/8-16	1/2
B-15	Brass	1	250	DM-30	Brass	1	250	1 1/4	3/8-24	1/2
B-12	Brass	1	250	—	—	—	—	1 1/4	1/4-20	7/16
B-13	Brass	1	250	DM-20	Brass	1	250	1 1/4	5/16-18	7/16
B-7	Brass	1	250	R-7	Brass	1	—	1 1/4	7/16-20	1/2
B-8	Brass	1	250	DM-160	Molded	1	250	1 1/4	1/2-13	5/8
B-14	Brass	1	250	R-14	Brass	1	250	1 1/4	5/16-24	7/16
B-50	Tapped	1	250	—	—	—	—	1 1/2	1/4-20	1
B-52	Brass	1	250	—	—	—	—	1 1/2	5/16-18	5/8
B-54	Brass	1	250	—	—	—	—	1 1/2	3/8-16	5/8
B-56	Tapped	1	250	—	—	—	—	1 1/2	1/2-13	1 1/8
B-33	Brass	1	250	R-33	Brass	1	—	1 1/2	7/16-20	1/2
B-34	Brass	1	250	—	—	—	—	1 1/2	1/2-13	5/8
B-35	Brass	1	250	R-35	Brass	1	—	1 1/2	1/2-20	5/8
B-29	Brass	1	250	R-29	Brass	1	—	1 1/2	5/16-18	7/16
B-31	Brass	1	250	—	—	—	—	1 1/2	3/8-16	1/2
B-32	Brass	1	250	—	—	—	—	1 1/2	3/8-24	1/2
B-30	Brass	1	250	R-30	Brass	1	250	1 1/2	5/16-24	7/16
—	—	—	—	DM-125	Brass	1	250	1 1/2	1/2-13	5/8
—	—	—	—	DM-115	Brass	1	250	1 1/2	3/8-24	1/2
—	—	—	—	DM-110	Brass	1	250	1 1/2	3/8-16	1/2
B-19	Brass	1	250	—	—	—	—	1 3/8	3/8-16	1/2
B-20	Brass	1	250	R-20	Brass	1	—	1 3/8	3/8-24	1/2
B-16	Tapped	1	250	R-16	Tapped	1	—	1 3/8	3/8-16	5/8
B-10	Brass	1	250	—	—	—	—	1 3/8	1/2-13	5/8
B-18	Brass	1	250	—	—	—	—	1 3/8	1/2-20	5/8
B-11	Tapped	1	250	—	—	—	—	1 3/8	5/8-18	7/8
B-17	Tapped	1	250	—	—	—	—	1 3/8	3/8-24	5/8
—	—	—	—	DM-10	Brass	1	100	1 3/16	1/2-13	5/8
—	—	—	—	DM-15	Tapped	1	100	1 3/16	3/8-18	7/8
—	—	—	—	DM-40	Brass	1	100	1 3/16	1/2-20	5/8
—	—	—	—	DM-45	Brass	1	100	1 3/16	3/8-16	1/2
Metric										
MBK-3	Brass	1	250	—	—	—	—	25	M8 x 1.25	11
MBK-4	Brass	1	250	—	—	—	—	25	M10 x 1.50	13
MBK-1	Brass	1	250	—	—	—	—	25	M5 x .8	10
MBK-2	Brass	1	250	—	—	—	—	25	M6 x 1.00	11
MBK-7	Brass	1	250	—	—	—	—	35	M10 x 1.50	15
MBK-8	Brass	1	250	—	—	—	—	35	M12 x 1.75	17
MBK-5	Brass	1	250	—	—	—	—	35	M6 x 1.00	11
MBK-6	Brass	1	250	—	—	—	—	35	M8 x 1.25	11
MBK-10	Brass	1	250	—	—	—	—	48	M12 x 1.75	17
MBK-11	Brass	1	250	—	—	—	—	48	M16 x 2.0	18
MBK-9	Brass	1	250	—	—	—	—	48	M10 x 1.50	15

**Black Thermoplastic
Molded Thread or Steel Insert
Metric**



Molded Thread			Steel Insert			Pack Qty.	Bulk Pack Qty.
Item No.	Thread Depth	Item No.	Thread Depth	Dia.	Thread		
KPB-1209	7	—	—	16	M4 x .70	1	250
KPB-1210	7	—	—	16	M5 x .80	1	250
KPB-1211	9	KPB-1217	7.5	20	M5 x .80	1	250
KPB-1212	9	KPB-1218	7.5	20	M6 x 1.00	1	250
KPB-1213	11	KPB-1219	9	25	M6 x 1.00	1	250
KPB-1214	11	KPB-1220	9	25	M8 x 1.25	1	250
KPB-1215	14.5	KPB-1221	12	32	M8 x 1.25	1	250
KPB-1216	14.5	KPB-1222	12	32	M10 x 1.50	1	250

**Black Thermoplastic
Molded Thread or Brass Insert
Metric**



Item No.	Dia.	Insert		Pack Qty.	Bulk Pack Qty.
		Thread	Depth		
Molded Thread					
RST-1	16	M4	6	1	250
RST-2	20	M5	8	1	250
RST-3	25	M6	10	1	250
RST-4	30	M8	14	1	250
RST-5	35	M10	16	1	250
RST-6	40	M10	16	1	250
RST-7	45	M12	9	1	250
RST-8	50	M12	18	1	250
Brass Insert					
RST-9	16	M4	6	1	250
RST-10	20	M5	9	1	250
RST-11	25	M6	10	1	250
RST-12	30	M8	14	1	250
RST-13	35	M10	17	1	250
RST-14	40	M10	17	1	250

**Black Thermoplastic
Soft Touch
Zinc Plated Steel Insert
Inch**



These "soft touch" knobs offer unique styling, rugged construction along with a soft feel. They are molded with a soft thermoplastic rubber shell around a tough thermoplastic body. The soft feel of the knurling provides a sure grip and a rich, pleasant touch.

Item No.	Dia.	Insert		Pack Qty.	Bulk Pack Qty.
		Thread	Depth		
RK-210	1 1/2	1/4-20	1/2	1	250
RK-220	1 1/2	5/16-18	1/2	1	250
RK-230	1 1/2	3/8-16	1/2	1	250
RK-240	1 1/2	1/2-13	1/2	1	250
RK-260	1 1/2	5/16-18	1/2	1	250
RK-270	1 1/2	3/8-16	1/2	1	250
RK-280	1 1/2	1/2-13	1/2	1	250

**Black Plastic
With Knurl
Brass Insert
Inch**



Item No.	Dia.	Insert		Pack Qty.	Bulk Pack Qty.
		Thread	Depth		
RST-23	.79	1/4-20	.39	1	250
RST-24	.98	10-24	.31	1	250
RST-25	.98	1/4-20	.39	1	250
RST-26	.98	5/16-18	.55	1	250
RST-27	1.38	5/16-18	.55	1	250
RST-28	1.38	3/8-16	.55	1	250
RST-29	1.38	1/2-13	.75	1	250
RST-30	1.77	1/2-13	.75	1	250

**Black Plastic
With Groove
Brass Insert
Inch**

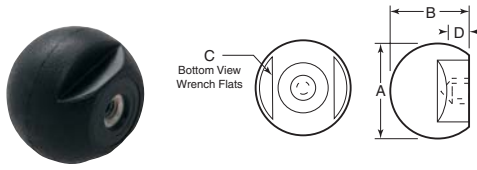


Item No.	Dia.	Insert		Pack Qty.	Bulk Pack Qty.
		Thread	Depth		
RST-15	.79	1/4-20	.39	1	250
RST-16	.98	10-24	.35	1	250
RST-17	.98	1/4-20	.39	1	250
RST-18	.98	5/16-18	.55	1	250
RST-19	1.38	5/16-18	.55	1	250
RST-20	1.38	3/8-16	.55	1	250
RST-21	1.38	1/2-13	.71	1	250
RST-22	1.77	1/2-13	.71	1	250



Molded plastic ball knobs for machine tools, jigs, fixtures, etc. Plastic ball knobs give your product that dressed up appearance.

**Black Polypropylene
With Knob-Lok
Steel Insert
Inch**



Unique Knob-Lok features a nylon locking element that resists vibration and prevents back off. It also allows for consistent installation torque and precise adjustments. No tools needed for safe and sure fastening. Textured finish.

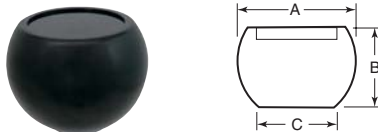
Item No.	A	B	C	D	Insert		Pack Qty.	Bulk Pack Qty.
					Thread	Depth		
KLK-55	1 1/2	1 3/8	7/8	5/16	1/4-20	.44	1	250

**Black Phenolic
With Grooves
Brass Insert or Molded Thread
Inch**



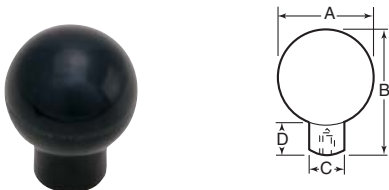
Item No.	Dia.	Height	Thread	Pack Qty.	Bulk Pack Qty.
DK-390	1 3/4	1 11/16	3/8-16 x 3/8 Brass	1	250
DK-400	1 3/4	1 11/16	1/2-13 x 7/8 Molded	1	250

**Black Phenolic
Recessed Top
Brass Insert
Inch**



Item No.	A	B	C	Insert		Pack Qty.	Bulk Pack Qty.
				Thread	Depth		
DK-760	1 1/8	1 15/32	3/4	3/8-16	1/2	1	250
DK-765	1 1/8	1 15/32	3/4	3/8-24	1/2	1	250
DK-770	1 1/4	1 15/32	3/4	1/2-13	5/8	1	250

**Black Phenolic
With Shank
Brass Insert, Tapped or Molded Thread
Inch**



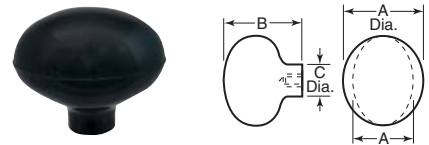
Item No.	A	B	C	D	Thread	Pack Qty.	Bulk Pack Qty.
DK-340	.665	7/8	3/8	1/4	8-32 x 1/4 Brass	1	250
DK-345	.665	7/8	3/8	1/4	10-32 x 3/8 Brass	1	250
DK-350	1 1/4	1 1/2	17/32	1/4	1/4-20 x 3/8 Brass	1	250
DK-355	1 1/4	1 1/2	17/32	1/4	5/16-18 x 1/2 Brass	1	250
DK-360	1 1/4	1 1/2	17/32	1/4	3/8-16 x 1/2 Tapped	1	250
DK-365	1 1/2	1 19/16	3/8	5/16	3/8-16 x 1/2 Brass	1	250
DK-370	1 1/2	1 19/16	3/8	5/16	3/8-16 x 1/2 Tapped	1	250
DK-375	1 1/2	1 19/16	3/8	5/16	1/4-20 x 1/2 Tapped	1	250
DK-380	1 23/32	2 1/8	25/32	1/2	3/8-16 x 1/2 Brass	1	250
DK-385	1 23/32	2 1/8	25/32	1/2	1/2-13 x 7/8 Molded	1	250

**Black Phenolic
Mushroom
Brass Insert or Molded Thread
Inch and Metric**



Item No.	A	B	C	Thread	Pack Qty.	Bulk Pack Qty.
Inch						
MPB-8	1 1/4	63/64	17/32	10-24 x 3/8 Brass	1	250
MPB-9	1 1/4	63/64	17/32	1/4-20 x 3/8 Brass	1	250
MPB-5	2 1/32	1 1/2	3/4	1/4-20 x 3/8 Brass	1	250
MPB-7	2 1/32	1 1/2	3/4	3/8-18 x 3/8 Brass	1	250
MPB-1	2 1/32	1 1/2	3/4	1/4-24 x 3/8 Brass	1	250
MPB-2	2 1/32	1 1/2	3/4	3/8-16 x 1/2 Molded	1	250
MPB-6	2 1/32	1 1/2	3/4	3/8-16 x 3/8 Brass	1	250
MPB-3	2 1/32	1 1/2	3/4	3/8-24 x 3/8 Brass	1	250
MPB-4	2 1/32	1 1/2	3/4	1/2-13 x 3/8 Brass	1	250
Metric						
MLO-1	51.6	38.1	19.05	M6 x 1.00 x 11 Brass	1	250
MLO-2	51.6	38.1	19.05	M8 x 1.25 x 11 Brass	1	250
MLO-3	51.6	38.1	19.05	M10 x 1.50 x 13 Brass	1	250
MLO-4	51.6	38.1	19.05	M12 x 1.75 x 17 Brass	1	250

**Black Phenolic
Mushroom
Brass Insert
Inch**



Item No.	A	B	C	Insert		Pack Qty.	Bulk Pack Qty.
				Thread	Depth		
DK-64	1 5/8 x 2 19/64	1 59/64	45/64	1/4-20	7/16	1	250
DK-65	1 5/8 x 2 19/64	1 59/64	45/64	5/16-18	7/16	1	250
DK-67	1 5/8 x 2 19/64	1 59/64	45/64	3/8-16	1/2	1	250
DK-68	1 5/8 x 2 19/64	1 59/64	45/64	3/8-24	1/2	1	250

These press-on knobs hold securely without threads or set screws. Knob is held in place with a ribbed insert that squeezes onto the shaft. Simply pound or press onto the shaft. Eliminates machining costs. Knobs won't come off under normal use, however, they can be removed by pounding on the underside with a hammer. Shaft diameter should be +.000/-0.003 of size for best fit.

**Black Phenolic
Press On
Inch**



Item No.	Shaft Dia.	Bore Dia.	Bore Depth	Pack Qty.	Bulk Pack Qty.	Item No.	Shaft Dia.	Bore Dia.	Bore Depth	Pack Qty.	Bulk Pack Qty.
POK-10	3/4	3/8	7/16	1	250	POK-40	1 1/2	3/8	3/4	1	250
POK-15	3/4	1/4	7/16	1	250	POK-45	1 1/2	1/2	3/4	1	250
POK-20	1	1/4	5/8	1	250	POK-50	1 3/4	1/2	3/4	1	250
POK-25	1	5/16	9/16	1	250	POK-55	1 3/4	5/8	3/4	1	250
POK-30	1 1/4	1/4	5/8	1	250	POK-60	2	1/2	3/4	1	250
POK-35	1 1/4	3/8	3/4	1	250	POK-65	2	3/8	3/4	1	250

**Black Phenolic
Oval Tapered
Press On
Inch**



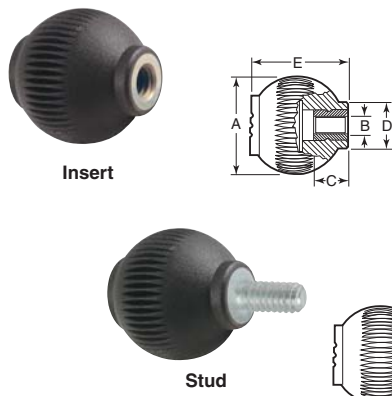
Item No.	Dia.	Lgth.	Shaft Dia.	Bore Depth	Pack Qty.	Bulk Pack Qty.
POK-70	1.50	.94	5/16	9/16	1	250
POK-75	2.00	1.33	3/8	3/4	1	250



BALL KNOBS

Buy One or Buy Bulk & SAVE

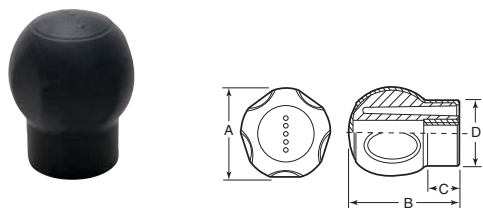
Black Thermoplastic With Novo-Grip® Steel and Stainless Steel Insert or Stud Inch



Ergonomic shape for easier gripping. Unique styling gives a very distinctive look and feel. Features belt fluting for non-slip gripping. Made from black thermoplastic with steel or stainless steel stud or inserts.

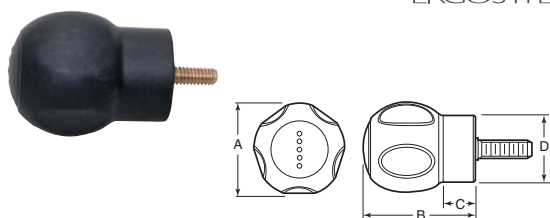
Steel	Stainless						Pack Qty.	Bulk Pack Qty.
Item No.	Item No.	A	B	C	D	E		
w/ Insert								
GK-400	—	.98	1/4-20	.39	.47	.98	1	250
GK-405	GK-430	1.26	3/16-18	.55	.61	1.30	1	250
GK-410	—	1.57	3/8-16	.55	.75	1.67	1	250
—	GK-440	1.97	3/8-16	.55	.94	2.00	1	100
—	GK-445	1.97	1/2-13	.71	.94	2.00	1	100
w/ Stud								
GK-450	—	.98	1/4-20	.79	.47	.98	1	250
GK-455	GK-705	.98	1/4-20	1.18	.47	.98	1	250
GK-465	—	1.26	3/16-18	1.57	.61	1.30	1	250
GK-470	—	1.57	3/8-16	.79	.75	1.67	1	250
GK-480	—	1.97	3/8-16	.79	.94	2.00	1	100
GK-490	—	1.97	1/2-13	1.18	.94	2.00	1	100
—	GK-735	1.97	1/2-13	1.57	.94	2.00	1	100

Black Elastomer Soft Touch Brass Insert Inch



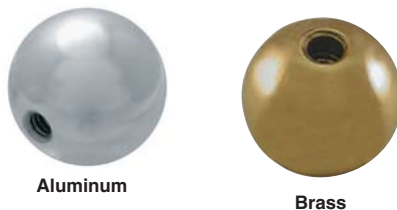
Item No.	A	B	C	D	Insert Thread	Depth	Pack Qty.	Bulk Pack Qty.
ESP-365	1.97	2.52	.79	1.46	3/16-18	.79	1	250
ESP-370	1.97	2.52	.79	1.46	3/8-16	.79	1	250

Black Elastomer Soft Touch Plated Steel Stud Inch



Item No.	A	B	C	D	Stud Thread	Lgth.	Pack Qty.	Bulk Pack Qty.
ESP-375	1.97	2.52	.79	1.46	3/16-18	.75	1	250
ESP-80	1.97	2.52	.79	1.46	3/8-16	1.00	1	250

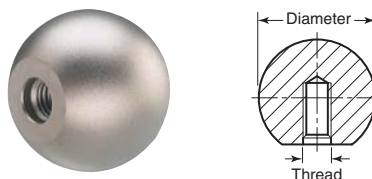
Polished Aluminum, Steel or Brass Tapped Inch



Aluminum balls are polished. Steel balls are highly polished with a flash chrome finish. Brass balls are made from CDA 360 free machining bar stock. Balls are highly polished where indicated; suitable for use in decorative and display purposes.

Item No.	Dia.	Thread	Min. Depth	Pack Qty.	Bulk Pack Qty.
Aluminum - DIN 319					
KAB-1	3/8	8-32	—	1	250
KAB-2	25/32	10-32	—	1	250
KAB-3	3/16	1/4-20	—	1	250
KAB-4	1/4	5/16-18	—	1	100
KAB-5	1 3/16	3/8-16	—	1	100
KAB-6	1 31/32	1/2-13	—	1	100
Steel					
SB-4	1.000	1/4-28	1/2	1	250
SB-5	1.000	3/16-18	1/2	1	250
SB-6	1.000	3/16-24	1/2	1	250
SB-22	1.000	10-24	3/8	1	250
SB-23	1.000	10-32	3/8	1	250
SB-24	1.000	3/8-16	1/2	1	250
SB-7	1.375	1/4-20	5/8	1	250
SB-8	1.375	1/4-28	5/8	1	250
SB-9	1.375	3/8-16	5/8	1	250
SB-10	1.375	3/8-24	5/8	1	250
SB-11	1.375	3/8-16	5/8	1	250
SB-12	1.375	3/8-24	5/8	1	250
SB-13	1.375	1/2-20	5/8	1	250
SB-14	1.375	1/2-13	5/8	1	250
SB-15	1.375	1/2-20	5/8	1	250
SB-30	1.500	1/4-20	5/8	1	100
SB-31	1.500	1/4-28	5/8	1	100
SB-32	1.500	3/8-18	5/8	1	100
SB-33	1.500	3/8-24	5/8	1	100
SB-34	1.500	3/8-16	5/8	1	100
SB-35	1.500	3/8-24	5/8	1	100
SB-37	1.500	1/2-13	5/8	1	100
SB-38	1.500	1/2-20	5/8	1	100
SB-39	2.000	3/8-16	3/4	1	100
SB-40	2.000	3/8-24	3/4	1	100
SB-41	2.000	1/2-13	3/4	1	100
SB-42	2.000	1/2-20	3/4	1	100
SB-44	2.000	3/8-18	3/4	1	100
SB-43	2.000	3/8-11	3/4	1	100
Raw Steel					
BBR-25	3/4	10-24	—	1	250
BBR-50	3/4	10-32	—	1	250
BBR-75	1	1/4-20	—	1	250
BBR-100	1	3/8-18	—	1	250
BBR-125	1	3/8-16	—	1	250
BBR-175	1 1/2	1/4-20	—	1	250
BBR-225	1 1/2	3/8-16	—	1	250
BBR-250	1 1/2	1/2-13	—	1	250
Polished Brass					
BBF-25	3/4	10-24	—	1	250
BBF-50	3/4	10-32	—	1	250
BBF-75	1	1/4-20	—	1	250
BBF-100	1	3/8-18	—	1	250
BBF-125	1	3/8-16	—	1	250
BBF-175	1 1/2	1/4-20	—	1	250
BBF-225	1 1/2	3/8-16	—	1	250
BBF-250	1 1/2	1/2-13	—	1	250

Stainless Steel Tapped Metric




Stainless steel ball knobs are an excellent choice for corrosion-free applications.

Item No.	Dia.	Thread	Min. Depth	Pack Qty.	Bulk Pack Qty.
WBK-5	16	M4 x .70	7.2	1	100
WBK-10	20	M5 x .80	9.1	1	50
WBK-15	25	M6 x 1.00	11.0	1	50
WBK-20	32	M8 x 1.25	14.5	1	50
WBK-25	40	M10 x 1.50	18.0	1	25




**Black Polypropylene
Three Lobed Thru Hole With Knob-Lok
Steel Insert
Inch**



Unique Knob-Lok features a nylon locking element that resists vibration and prevents back off. It also allows for consistent installation torque and precise adjustments. No tools needed for safe and sure fastening.


Item No.	A	B	C	D	Insert		Pack Qty.	Bulk Pack Qty.
					Thread	Depth		
KLK-10	1.75	.87	.85	.31	1/4-20	.44	1	250
KLK-15	1.75	.87	.85	.31	3/16-18	.47	1	250
KLK-20	1.75	.87	.85	.31	3/8-16	.58	1	250

**Black Phenolic
Three Lobed Blind Hole
Brass Insert
Inch**



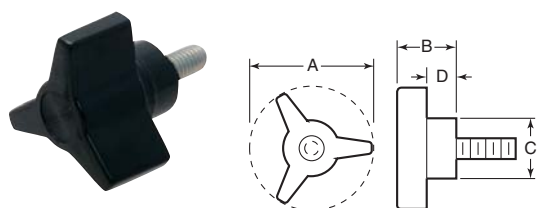
Item No.	A	B	C	D	Insert		Pack Qty.	Bulk Pack Qty.
					Thread	Depth		
DK-1203	1 1/8	3/4	1/2	1/4	10-32	3/8	1	250
DK-1204	1 1/8	3/4	1/2	1/4	1/4-20	3/8	1	250
DK-1205	1 1/2	7/8	5/8	1/4	1/4-20	3/8	1	250
DK-1206	1 1/2	7/8	5/8	1/4	5/16-18	1/2	1	250
DK-1208	2	1	3/4	3/8	3/8-16	1/2	1	250

**Black Phenolic
Three Lobed Thru Hole
Brass Insert
Inch**




Item No.	A	B	C	D	Insert		Pack Qty.	Bulk Pack Qty.
					Thread	Depth		
DK-1209	1 1/8	3/4	1/2	1/4	10-32	3/8	1	250
DK-1210	1 1/8	3/4	1/2	1/4	1/4-20	1/2	1	250
DK-1211	1 1/2	7/8	5/8	1/4	1/4-20	3/8	1	250
DK-1212	1 1/2	7/8	5/8	1/4	5/16-18	1/2	1	250
DK-1213	2	1	3/4	3/8	5/16-18	1/2	1	250
DK-1214	2	1	3/4	3/8	3/8-16	1/2	1	250

**Black Phenolic
Three Lobed
Plated Steel Stud
Inch**



**Black Phenolic
Three Lobed Blind Hole
Brass Insert
Inch**



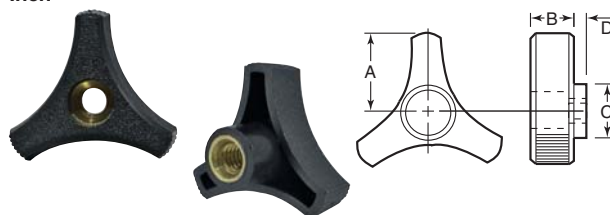
Item No.	A	B	C	D	E	Insert		Pack Qty.	Bulk Pack Qty.
						Thread	Depth		
DK-600	3/4	5/32	7/16	29/64	.296	10-24	3/8	1	250
DK-601	3/4	5/32	7/16	29/64	.296	1/4-20	3/8	1	250
DK-602	1	3/8	9/16	7/16	.391	1/4-20	3/8	1	250
DK-603	1	3/8	9/16	7/16	.391	5/16-18	3/8	1	250
DK-604	1 1/4	7/16	3/4	7/16	.510	1/4-20	3/8	1	250
DK-605	1 1/4	7/16	3/4	7/16	.510	5/16-18	3/8	1	250
DK-606	1 1/4	7/16	3/4	7/16	.510	3/8-16	3/8	1	250
DK-607	1 3/8	9/16	3/4	5/16	.785	1/4-20	3/8	1	250
DK-609	1 3/8	9/16	3/4	5/16	.785	3/8-16	3/8	1	250

**Black ABS
Three Lobed Blind Hole
Brass Insert
Inch**



Item No.	A	B	C	D	Insert		Pack Qty.	Bulk Pack Qty.
					Thread	Depth		
DK-104	3/4	1/2	1/2	3/8	1/4-20	7/16	1	250
DK-106	1	9/16	5/8	1/2	1/4-20	7/16	1	250
DK-107	1	9/16	5/8	1/2	5/16-18	7/16	1	250
DK-108	1	9/16	5/8	1/2	3/8-16	7/16	1	250
DK-109	1 1/4	5/8	3/4	1/2	5/16-18	7/16	1	250
DK-110	1 1/4	5/8	3/4	1/2	3/8-16	1/2	1	250
DK-111	1 1/4	5/8	3/4	1/2	1/2-13	3/8	1	250

**Black ABS
Three Lobed Thru Hole
Brass Insert
Inch**



Item No.	A	B	C	D	Insert		Pack Qty.	Bulk Pack Qty.
					Thread	Depth		
DK-112	3/4	1/2	1/2	3/8	1/4-20	1/2	1	250
DK-113	3/4	1/2	1/2	3/8	5/16-18	1/2	1	250
DK-114	1	9/16	5/8	1/4	1/4-20	3/8	1	250
DK-115	1	9/16	5/8	1/4	5/16-18	3/8	1	250
DK-116	1	9/16	5/8	1/4	3/8-16	3/8	1	250
DK-118	1 1/4	5/8	3/4	1/2	3/8-16	3/8	1	250

Item No.	A	B	C	D	Stud		Pack Qty.	Bulk Pack Qty.
					Thread	Length		
DK-1215	1 1/8	3/4	1/2	1/4	10-32	7/16	1	250
DK-1216	1 1/8	3/4	1/2	1/4	1/4-20	1/2	1	250
DK-1217	1 1/2	7/8	5/8	1/4	1/4-20	9/16	1	250
DK-1218	1 1/2	7/8	5/8	1/4	5/16-18	3/4	1	250
DK-1219	2	1	3/4	3/8	5/16-18	3/4	1	250
DK-1220	2	1	3/4	3/8	3/8-16	3/4	1	250

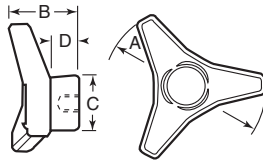


LOBED KNOBS

Buy One or
Buy Bulk & SAVE

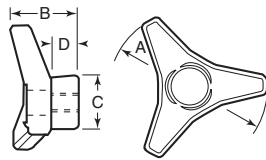


**Black Thermoplastic
Three Lobed Blind Hole
Brass Insert
Inch**



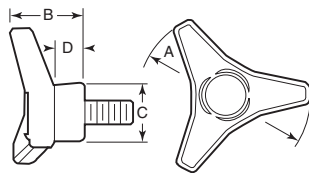
Item No.	A	B	C	D	Insert		Pack Qty.	Bulk Pack Qty.
					Thread	Depth		
JCL-275	1.77	.83	.63	.39	1/4-20	.38	1	250
JCL-280	1.77	.83	.63	.39	5/16-18	.47	1	250
JCL-285	2.56	1.10	.87	.47	5/16-18	.47	1	250
JCL-290	2.56	1.10	.87	.47	3/8-16	.56	1	250
JCL-300	3.35	1.42	1.18	.59	3/8-16	.47	1	250
JCL-305	3.35	1.42	1.18	.59	1/2-13	.75	1	250
JCL-310	4.13	1.77	1.38	.75	3/8-16	.56	1	250
JCL-315	4.13	1.77	1.38	.75	1/2-13	.75	1	250
JCL-325	4.92	2.09	1.65	.89	1/2-13	.75	1	250
JCL-320	4.13	1.77	1.38	.75	3/8-11	.94	1	250

**Black Thermoplastic
Three Lobed Thru Hole
Brass Insert
Inch**



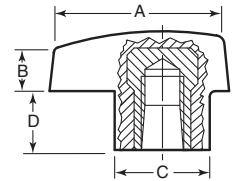
Item No.	A	B	C	D	Insert		Pack Qty.	Bulk Pack Qty.
					Thread	Depth		
JCL-335	1.77	.83	.63	.39	1/4-20	.38	1	250
JCL-340	1.77	.83	.63	.39	5/16-18	.47	1	250
JCL-345	2.56	1.10	.87	.47	5/16-18	.47	1	250
JCL-350	2.56	1.10	.87	.47	3/8-16	.56	1	250
JCL-355	2.56	1.10	.87	.47	1/2-13	.75	1	250
JCL-360	3.35	1.42	1.18	.59	3/8-16	.56	1	250
JCL-365	3.35	1.42	1.18	.59	1/2-13	.75	1	250
JCL-370	4.13	1.77	1.38	.75	3/8-16	.56	1	250
JCL-375	4.13	1.77	1.38	.75	1/2-13	.75	1	250
JCL-380	4.13	1.77	1.38	.75	3/8-11	.94	1	250
JCL-385	4.92	2.09	1.65	.89	1/2-13	.75	1	250
JCL-390	4.92	2.09	1.65	.89	3/8-11	.94	1	250

**Black Thermoplastic
Three Lobed
Plated Steel Stud
Inch**



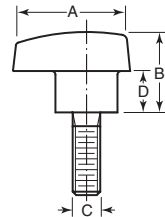
Item No.	A	B	C	D	Stud		Pack Qty.	Bulk Pack Qty.
					Thread	Length		
JCL-395	1.77	.83	.63	.39	1/4-20	.98	1	250
JCL-400	1.77	.83	.63	.39	5/16-18	.98	1	250
JCL-405	2.56	1.10	.87	.47	5/16-18	.98	1	250
JCL-410	2.56	1.10	.87	.47	3/8-16	.98	1	250
JCL-415	2.56	1.10	.87	.47	1/2-13	.98	1	250
JCL-420	3.35	1.42	1.18	.59	3/8-18	1.18	1	250
JCL-425	3.35	1.42	1.18	.59	3/8-16	1.18	1	250
JCL-430	3.35	1.42	1.18	.59	1/2-13	1.18	1	250
JCL-435	4.13	1.77	1.38	.75	3/8-16	1.18	1	250
JCL-440	4.13	1.77	1.38	.75	1/2-13	1.18	1	250
JCL-445	4.13	1.77	1.38	.75	3/8-11	1.18	1	250
JCL-450	4.92	2.09	1.65	.89	1/2-13	1.18	1	250
JCL-455	4.92	2.09	1.65	.89	3/8-11	1.18	1	250

**Black Phenolic
Three Lobed Blind Hole
Steel Insert
Metric**



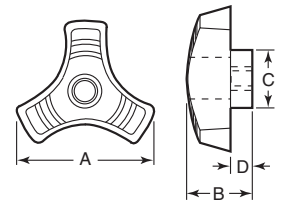
Item No.	A	B	C	D	Insert		Pack Qty.	Bulk Pack Qty.
					Thread	Depth		
KPB-1058	40	24	13.5	13.5	M6 x 1.00	9	1	250
KPB-1059	50	28	17.4	14	M8 x 1.25	13	1	250

**Black Phenolic
Three Lobed
Steel Stud
Metric**



Item No.	A	B	C	D	Stud		Pack Qty.	Bulk Pack Qty.
					Thread	Length		
KPB-1060	40	24	13.5	13.5	M6 x 1.00	15	1	250
KPB-1061	40	24	13.5	13.5	M8 x 1.25	20	1	250

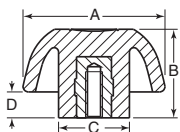
**Black Thermoplastic
Three Lobed Thru Hole
Zinc Plated Steel Hex Nut
Inch**



Item No.	A	B	C	D	Thread	Pack Qty.	Bulk Pack Qty.
DK-179	1.68	.75	.66	.25	5/16-18	1	250

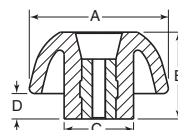


**Black Thermoplastic
Three Lobed Blind Hole
Brass Insert
Inch**



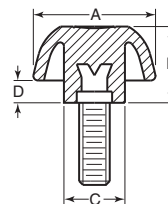
Item No.	A	B	C	D	Insert		Pack Qty.	Bulk Pack Qty.
					Thread	Depth		
RST-112	.98	.63	.51	.20	10-24	.35	1	250
RST-113	1.26	.79	.59	.24	10-24	.35	1	250
RST-114	1.26	.79	.59	.24	1/4-20	.39	1	250
RST-115	1.57	.98	.63	.31	1/4-20	.39	1	250
RST-116	1.57	.98	.63	.31	5/16-18	.55	1	250
RST-117	1.97	1.22	.83	.35	5/16-18	.55	1	250
RST-118	1.97	1.22	.83	.35	5/16-18	.55	1	250
RST-119	2.48	1.54	.91	.47	5/16-16	.55	1	250
RST-120	2.48	1.54	.91	.47	1/2-13	.75	1	250

**Black Thermoplastic
Three Lobed Thru Hole
Brass Insert
Inch**



Item No.	A	B	C	D	Insert		Pack Qty.	Bulk Pack Qty.
					Thread	Depth		
RST-121	.98	.63	.51	.20	1/4-20	.43	1	250
RST-122	1.26	.79	.59	.24	1/4-20	.55	1	250
RST-123	1.57	.98	.63	.31	1/4-20	.55	1	250
RST-124	1.57	.98	.63	.31	5/16-18	.55	1	250
RST-125	1.97	1.22	.83	.35	5/16-18	.55	1	250
RST-126	2.48	1.54	.91	.47	5/16-16	.91	1	250

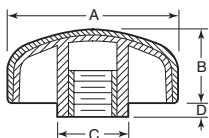
**Black Thermoplastic
Three Lobed
Plated Steel Stud
Inch**



Item No.	A	B	C	D	Stud		Pack Qty.	Bulk Pack Qty.
					Thread	Length		
RST-127	.98	.63	.51	.20	10-24	.75	1	250
RST-128	.98	.63	.51	.20	1/4-20	.50	1	250
RST-129	.98	.63	.51	.20	1/4-20	.75	1	250
RST-130	1.26	.79	.59	.24	1/4-20	.50	1	250
RST-135	1.57	.98	.63	.31	1/4-20	1.25	1	250
RST-136	1.57	.98	.63	.31	5/16-18	.75	1	250
RST-137	1.57	.98	.63	.31	5/16-18	1.00	1	250
RST-138	1.57	.98	.63	.31	5/16-18	1.50	1	250
RST-139	1.57	.98	.63	.31	5/16-16	1.00	1	250
RST-140	1.57	.98	.63	.31	5/16-16	1.50	1	250
RST-142	1.97	1.22	.83	.35	5/16-16	1.00	1	250
RST-143	1.97	1.22	.83	.35	5/16-16	1.50	1	250
RST-144	1.97	1.22	.83	.35	5/16-16	2.00	1	250
RST-145	1.97	1.22	.83	.35	5/16-18	1.00	1	250
RST-146	1.97	1.22	.83	.35	5/16-18	1.75	1	250
RST-149	2.48	1.54	.91	.47	1/2-13	1.50	1	250

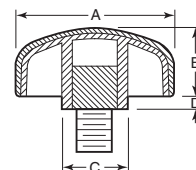
These "soft touch" knobs offer unique styling, rugged construction along with a soft feel. They are molded with a soft thermoplastic rubber shell around a tough thermoplastic body. The soft feel of the knurling provides a sure grip and a rich, pleasant touch.

**Black Thermoplastic
Three Lobed Soft Touch
Zinc Plated Brass Insert
Inch**



Item No.	A	B	C	D	Insert		Pack Qty.	Bulk Pack Qty.
					Thread	Depth		
RK-300	1.18	.67	.50	.15	10-32	.55	1	250
RK-301	1.18	.67	.50	.15	1/4-20	.55	1	250
RK-314	1.77	.89	.75	.12	1/4-20	.70	1	250
RK-323	2.17	1.08	.81	.15	5/16-16	.90	1	250
RK-324	2.17	1.08	.81	.15	1/2-13	.90	1	250

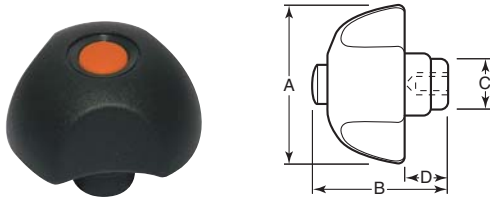
**Black Thermoplastic
Three Lobed Soft Touch
Zinc Plated Steel Stud
Inch**



Item No.	A	B	C	D	Stud		Pack Qty.	Bulk Pack Qty.
					Thread	Length		
RK-302	1.18	.67	.50	.15	10-32	1/2	1	250
RK-303	1.18	.67	.50	.15	10-32	1	1	250
RK-304	1.18	.67	.50	.15	1/4-20	1/2	1	250
RK-305	1.18	.67	.50	.15	1/4-20	1	1	250
RK-326	2.17	1.08	.81	.15	1/4-20	1	1	250
RK-327	2.17	1.08	.81	.15	5/16-18	1	1	250



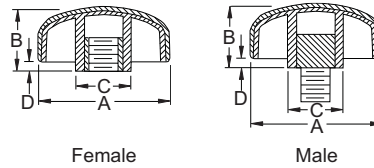
Black Polyamide
Safety Knob
Three Lobed
Brass Insert
Inch and Metric



Great knob for safety applications. This knob only turns when pressed downward and turned simultaneously to avoid involuntary turning.

Item No.	A	B	C	D (Position)		Insert		Pack Qty.	Bulk Pack Qty.
				Rest	Working	Thread	Depth		
Inch									
RST-203	1.97	1.65	.77	.69	.53	1/4-20	.40	1	250
RST-204	1.97	1.65	.77	.69	.53	3/16-18	.55	1	250
RST-205	1.97	1.65	.77	.69	.53	5/16-16	.67	1	250
Metric									
RST-200	50	42	19.5	17.5	13.5	M6	10	1	250
RST-201	50	42	19.5	17.5	13.5	M8	14	1	250
RST-202	50	42	19.5	17.5	13.5	M10	17	1	250

KTL Series
Soft Touch 3-Lobed Knobs
Black
Zinc Plated Brass Insert or Zinc Plated Steel Stud
Inch



Specifications:

Knob Material

- TPE (Rubber) Overlay
- Polypropylene Glass-Filled Base Material

Features:

- 3 Star soft-touch knobs provide maximum grip and comfort
- TPE overlay provides impact resistance
- Glass-filled Polypropylene base material provides stability and strength

Female Knob

Item No.	A		Thread Size	B		C		D		Pack Qty.	Bulk Pack Qty.
	In	mm		In	mm	In	mm	In	mm		
KTL1000A	1.180	29.9	1/4-20	0.650	16.5	0.500	12.7	0.150	3.8	1	100
KTL1100A	1.770	44.9	1/4-20	0.890	22.6	0.750	19.0	0.120	3.0	1	50
KTL1200A	2.170	55.1	1/2-13	1.080	27.4	0.810	20.5	0.150	3.8	1	50

Male Knob

Item No.	A		Thread Size	Stud Length	B		C		D		Pack Qty.	Bulk Pack Qty.
	In	mm			In	mm	In	mm	In	mm		
KTL1300A	1.180	29.9	10-32	0.500	0.65	16.5	0.500	12.7	0.150	3.8	1	100
KTL1400A	1.180	29.9	1/4-20	0.500	0.65	16.5	0.500	12.7	0.150	3.8	1	100
KTL1500A	1.770	44.9	5/16-18	1.000	0.89	22.6	0.750	19.0	0.120	3.0	1	50
KTL1600A	1.770	44.9	3/8-16	1.000	0.89	22.6	0.750	19.0	0.120	3.0	1	50

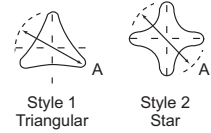
THUMB SCREW KNOBS





LOBED KNOBS

KNS Series
Multi-Lobe Knobs
Black
Zinc-Plated Steel Stud and Insert
Inch



Features:

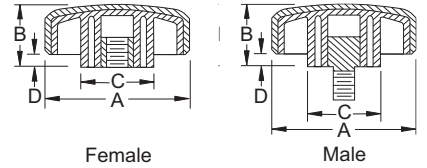
- Available in two distinct styles
- Economical design for light-duty securing and clamping applications
- Resistant to water and solvents

Female Knobs

Item No.	A		Thread Size	Style	Pack Qty.	Bulk Pack Qty.
	In	mm				
KNS1000A	1.575	40.0	5/16 - 18	1	1	250
KNS1100A	2.362	60.0	5/16 - 18	1	1	250

Item No.	A		Thread Size	Style	Pack Qty.	Bulk Pack Qty.
	In	mm				
KNS1200A	1.575	40.0	1/4 - 20	2	1	250
KNS1300A	2.362	60.0	5/16 - 18	2	1	250

KDL Series
Soft Touch 4-Lobed Knobs
Black
Zinc Plated Brass Insert or Zinc Plated Steel Stud
Inch



Features:

- 4 Star soft-touch knobs provide maximum grip and comfort
- TPE overlay provides impact resistance
- Glass-filled Polypropylene base material provides stability and strength

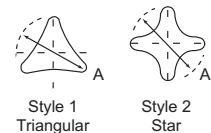
Female Knob

Item No.	A		Thread Size	B		C		D		Pack Qty.	Bulk Pack Qty.
	In	mm		In	mm	In	mm	In	mm		
KDL1000A	1.400	35.5	1/4-20	0.680	17.2	0.560	14.2	0.180	4.5	1	50
KDL1100A	1.750	44.4	10-32	0.750	19.0	0.680	17.2	0.120	3.0	1	50
KDL1200A	2.480	62.9	3/8-16	1.090	27.6	1.250	31.7	0.180	4.5	1	25
KDL1300A	2.480	62.9	1/2-13	1.090	27.6	1.250	31.7	0.180	4.5	1	25
KDL1400A	3.000	76.2	5/16-18	1.300	33.0	1.500	38.1	0.220	5.5	1	25
KDL1500A	3.000	76.2	1/2-13	1.300	33.0	1.500	38.1	0.220	5.5	1	25

Male Knob

Item No.	A		Thread Size	Stud Length	B		C		D		Pack Qty.	Bulk Pack Qty.
	In	mm			In	mm	In	mm	In	mm		
KDL1600A	1.400	35.5	1/4-20	0.500	0.680	17.2	0.560	14.2	0.180	4.5	1	50
KDL1700A	1.750	44.4	1/4-20	0.500	0.750	19.0	0.680	17.2	0.120	3.0	1	50
KDL1800A	1.750	44.4	1/4-20	1.000	0.750	19.0	0.680	17.2	0.120	3.0	1	50
KDL1900A	1.990	50.5	1/4-20	0.500	0.860	21.8	0.910	23.1	0.160	4.0	1	50
KDL2000A	1.990	50.5	5/16-18	1.000	0.860	21.8	0.910	23.1	0.160	4.0	1	50
KDL2100A	1.990	50.5	3/8-16	1.000	0.860	21.8	0.910	23.1	0.160	4.0	1	50

KNS Series
Multi-Lobe Knobs
Black
Polypropylene Zinc Plated Steel Stud
Inch



Features:

- Available in two distinct styles
- Economical design for light-duty securing and clamping applications
- Resistant to water and solvents

Male Knobs

Item No.	A		Thread Size	Stud Length		Style	Pack Qty.	Bulk Pack Qty.
	In	mm		In	mm			
KNS1600A	1.575	40.0	1/4 - 20	1.375	34.9	1	1	250
KNS1700A	1.575	40.0	5/16 - 18	0.500	12.7	1	1	250
KNS1800A	1.575	40.0	5/16 - 18	0.750	19.1	1	1	250
KNS1900A	1.575	40.0	5/16 - 18	1.375	34.9	1	1	250
KNS2000A	2.362	60.0	5/16 - 18	0.500	12.7	1	1	250
KNS2100A	2.362	60.0	5/16 - 18	0.750	19.1	1	1	250
KNS2200A	1.575	40.0	1/4 - 20	0.750	19.1	2	1	250

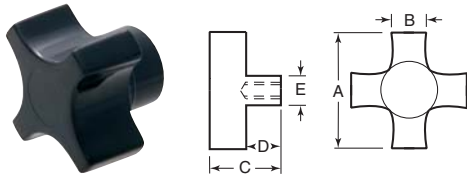
Item No.	A		Thread Size	Stud Length		Style	Pack Qty.	Bulk Pack Qty.
	In	mm		In	mm			
KNS2300A	1.575	40.0	1/4 - 20	1.375	34.9	2	1	250
KNS2400A	1.575	40.0	5/16 - 18	0.500	12.7	2	1	250
KNS2500A	1.575	40.0	5/16 - 18	0.750	19.1	2	1	250
KNS2600A	1.575	40.0	5/16 - 18	1.000	25.4	2	1	250
KNS2700A	1.575	40.0	5/16 - 18	1.375	34.9	2	1	250
KNS2800A	2.362	60.0	5/16 - 18	0.750	19.1	2	1	250
KNS2900A	2.362	60.0	5/16 - 18	1.500	38.1	2	1	250



LOBED KNOBS

Buy One or Buy Bulk & SAVE

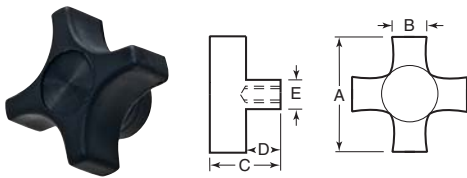
**Black Phenolic or Nylon
Four Lobed Blind Hole
Brass Insert
Inch**



Item No.	A	B	C	D	E	Insert		Pack Qty.	Bulk Pack Qty.
						Thread	Depth		
DK-141*	1	3/16	3/4	7/16	7/16	8-32	3/8	1	250
DK-142*	1	3/16	3/4	7/16	7/16	10-24	3/8	1	250
DK-143*	1	3/16	3/4	7/16	7/16	10-32	3/8	1	250
DK-144*	1	3/16	3/4	7/16	7/16	1/4-20	1/2	1	250
DK-645	1 1/4	1/4	7/8	3/8	3/8	10-24	5/16	1	250
DK-650	1 1/4	1/4	7/8	3/8	3/8	10-32	5/16	1	250
DK-83	1 1/4	1/4	7/8	3/8	3/8	1/4-20	7/16	1	250
DK-84	1 1/4	1/4	7/8	3/8	3/8	5/16-18	7/16	1	250
DK-1184*	1 1/4	3/16	7/8	1/2	1/2	1/4-20	1/2	1	250
DK-1185*	1 1/4	3/16	7/8	1/2	1/2	5/16-18	1/2	1	250
DK-59	1 3/4	1/4	1	1/2	1 3/16	1/4-20	7/16	1	250
DK-60	1 3/4	1/4	1	1/2	1 3/16	5/16-18	7/16	1	250
DK-61	1 3/4	1/4	1	1/2	1 3/16	3/8-24	7/16	1	250
DK-62	1 3/4	1/4	1	1/2	1 3/16	3/8-16	1/2	1	250
DK-63	1 3/4	1/4	1	1/2	1 3/16	3/8-24	1/2	1	250
DK-135	2 1/4	5/16	1	1/2	1	1/4-20	7/16	1	250
DK-91	2 1/4	5/16	1 1/8	3/16	1	5/16-18	1/2	1	250
DK-92	2 1/4	5/16	1 1/8	3/16	1	3/8-16	1/2	1	250
DK-93	2 1/4	5/16	1 1/8	3/16	1	3/8-24	1/2	1	250
DK-94	2 1/4	5/16	1 1/8	3/16	1	1/2-13	1/2	1	250
DK-95	2 1/4	5/16	1 1/8	3/16	1	1/2-20	1/2	1	250

*Nylon

**Black Thermoplastic or Nylon
Four Lobed Blind Hole
Brass Insert
Inch**



Item No.	A	B	C	D	E	Insert		Pack Qty.	Bulk Pack Qty.
						Thread	Depth		
DK-1187*	1 3/4	1/4	1	7/16	3/4	1/4-20	1/2	1	250
DK-1188*	1 3/4	1/4	1	7/16	3/4	5/16-18	1/2	1	250
DK-1189	1 3/4	1/4	1	7/16	3/4	3/8-16	1/2	1	250
DK-1190	2 1/4	1/4	1	7/16	1	1/4-20	1/2	1	250
DK-1191	2 1/4	1/4	1	7/16	1	5/16-18	1/2	1	250
DK-1192	2 1/4	1/4	1	7/16	1	3/8-16	1/2	1	250
DK-206	3	1/2	1 1/4	9/16	7/8	1/4-20	3/8	1	250
DK-211	3	1/2	1 1/4	9/16	7/8	3/8-16	3/8	1	250
DK-212	3	1/2	1 1/4	9/16	7/8	3/8-24	3/8	1	250

*Nylon

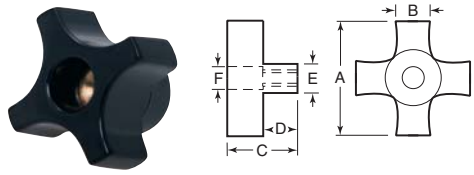
**KSP Series
Phenolic 4-Lobed Knobs
Black
Aluminum or Brass Insert or Zinc Plated Steel Stud
Inch**



Male Knobs

Item No.	A		Thread Size	Stud Length		Style	Pack Qty.	Bulk Pack Qty.
	In	mm		In	mm			
KSP2000A	1.969	50.0	5/16-18	0.984	25.0	1	1	100
KSP2100A	2.362	60.0	3/8-16	1.181	30.0	1	1	100
KSP2200A	3.150	80.0	1/2-13	1.181	30.0	1	1	100

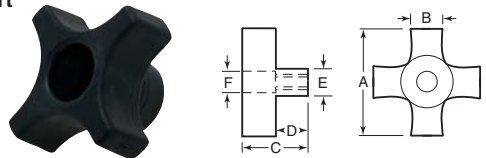
**Black Phenolic or Nylon
Four Lobed Thru Hole
Brass Insert
Inch and Metric**



Item No.	A	B	C	D	E	F	Insert		Pack Qty.	Bulk Pack Qty.
							Thread	Depth		
DK-655	1 1/4	1/4	7/8	3/8	3/8	1 1/2	10-24	7/16	1	250
DK-660	1 1/4	1/4	7/8	3/8	3/8	1 1/2	10-32	5/16	1	250
DK-1186*	1 1/4	3/16	7/8	1/2	1/2	1 1/2	1/4-20	3/8	1	250
DK-81	1 1/4	1/4	7/8	3/8	3/8	1 1/2	1/4-20	1/2	1	250
DK-82	1 1/4	1/4	7/8	3/8	3/8	1 1/2	5/16-18	1/2	1	250
DK-54	1 3/4	1/4	1	1/2	1 3/16	7/16	1/4-20	5/8	1	250
DK-55	1 3/4	1/4	1	1/2	1 3/16	7/16	5/16-18	5/8	1	250
DK-56	1 3/4	1/4	1	1/2	1 3/16	7/16	5/16-24	5/8	1	250
DK-57	1 3/4	1/4	1	1/2	1 3/16	7/16	3/8-16	5/8	1	250
DK-58	1 3/4	1/4	1	1/2	1 3/16	7/16	3/8-24	5/8	1	250
DK-137	2 1/4	5/16	1 1/8	3/16	1	5/8	1/4-20	5/8	1	250
DK-138	2 1/4	5/16	1 1/8	3/16	1	5/8	5/16-18	5/8	1	250
DK-87	2 1/4	5/16	1 1/8	3/16	1	5/8	3/8-16	5/8	1	250
DK-88	2 1/4	5/16	1 1/8	3/16	1	5/8	3/8-24	5/8	1	250
DK-89	2 1/4	5/16	1 1/8	3/16	1	5/8	1/2-13	5/8	1	250
DK-90	2 1/4	5/16	1 1/8	3/16	1	5/8	1/2-20	5/8	1	250

*Nylon

**Black Thermoplastic or Nylon
Four Lobed Thru Hole
Brass Insert
Inch**



Item No.	A	B	C	D	E	F	Insert		Pack Qty.	Bulk Pack Qty.
							Thread	Depth		
DK-1193*	1 3/4	1/4	1	7/16	3/4	.50	1/4-20	1/2	1	250
DK-1194*	1 3/4	1/4	1	7/16	3/4	.50	5/16-18	1/2	1	250
DK-1195*	2 1/4	1/4	1	7/16	1	.50	5/16-18	1/2	1	250
DK-1196*	2 1/4	1/4	1	7/16	1	.50	3/8-16	1/2	1	250
DK-213	3	1/2	1 1/4	9/16	7/8	.65	1/4-20	3/8	1	250
DK-214	3	1/2	1 1/4	9/16	7/8	.65	1/4-28	3/8	1	250
DK-216	3	1/2	1 1/4	9/16	7/8	.65	5/16-18	3/8	1	250
DK-218	3	1/2	1 1/4	9/16	7/8	.65	3/8-16	3/8	1	250

*Nylon



Style 3

Features:

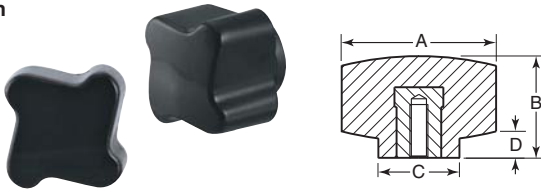
- High-gloss finish
- High impact resistance
- Resistant to oils, fuels and greases
- Excellent thermal and electrical resistance

Female Knobs

Item No.	A		Thread Size	Style	Type	Thread Material	Pack Qty.	Bulk Pack Qty.
	In	mm						
KSP1000A	1.969	50.0	5/16-18	2	Blind	Aluminum	1	100
KSP1100A	1.969	50.0	5/16-18	3	Thru Hole	Brass	1	100
KSP1200A	2.362	60.0	3/8-16	2	Blind	Aluminum	1	100
KSP1300A	2.362	60.0	3/8-16	3	Thru Hole	Brass	1	100
KSP1400A	3.150	80.0	1/2-13	2	Blind	Aluminum	1	100
KSP1500A	3.150	80.0	1/2-13	3	Thru Hole	Brass	1	100

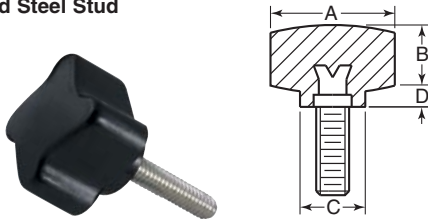


**Black Phenolic
Four Lobed
Brass Insert
Inch**



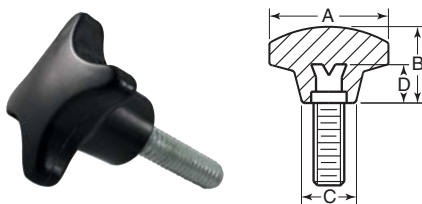
Item No.	A	B	C	D	Insert		Pack Qty.	Bulk Pack Qty.
					Thread	Depth		
RST-75	.98	.75	.63	.16	1/4-20	.39	1	250
RST-76	1.26	.87	.71	.16	1/4-20	.39	1	250
RST-77	1.57	1.06	.83	.22	3/16-18	.55	1	250
RST-78	1.97	1.26	.91	.25	3/16-18	.55	1	250
RST-79	1.97	1.26	.91	.25	3/16-16	.55	1	250
RST-80	1.97	1.26	.91	.25	1/2-13	.75	1	250

**Black Phenolic
Four Lobed
Plated Steel Stud
Inch**



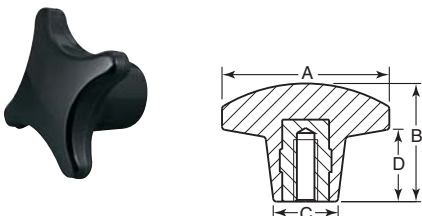
Item No.	A	B	C	D	Stud		Pack Qty.	Bulk Pack Qty.
					Thread	Length		
RST-81	.98	.75	.63	.16	1/4-20	.75	1	250
RST-82	1.26	.87	.71	.16	1/4-20	.75	1	250
RST-83	1.26	.87	.71	.16	1/4-20	1.00	1	250
RST-84	1.26	.87	.71	.16	1/4-20	1.25	1	250
RST-85	1.57	1.06	.83	.22	3/16-18	1.00	1	250
RST-86	1.57	1.06	.83	.22	3/16-18	1.50	1	250
RST-87	1.97	1.26	.91	.25	3/16-16	1.50	1	250
RST-89	1.97	1.26	.91	.25	1/2-13	1.50	1	250
RST-90	1.97	1.26	.91	.25	1/2-13	2.00	1	250

**Black Phenolic
Four Lobed
Plated Steel Stud
Inch**

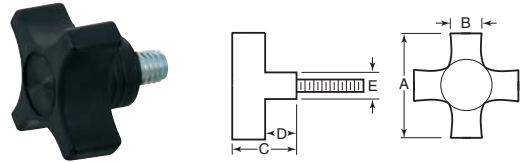


Item No.	A	B	C	D	Stud		Pack Qty.	Bulk Pack Qty.
					Thread	Length		
RST-98	.79	.55	.39	.28	10-24	.75	1	250
RST-99	1.26	.79	.55	.35	1/4-20	1.00	1	250
RST-100	1.57	1.02	.71	.56	3/16-18	1.25	1	250
RST-101	1.57	1.02	.71	.56	1/4-20	1.25	1	250
RST-102	1.97	1.26	.87	.73	3/16-16	1.50	1	250
RST-103	1.97	1.26	.87	.73	3/16-18	1.50	1	250
RST-104	2.48	1.50	1.02	.84	1/2-13	1.75	1	250
RST-105	2.48	1.50	1.02	.84	3/8-16	1.75	1	250
RST-106	3.15	1.97	1.26	1.20	1/2-13	2.00	1	250

**Black Phenolic
Four Lobed
Brass Insert
Inch**



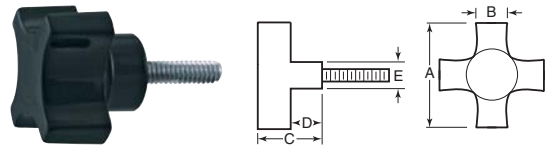
**Black Nylon
Four Lobed
Plated Steel Stud
Inch**



Excellent gripping action. Widely used for machines, components, clamping and consumer products.

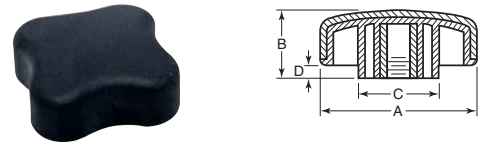
Item No.	A	B	C	D	E	Stud		Pack Qty.	Bulk Pack Qty.
						Thread	Length		
DK-1197	1 1/4	1/4	1	7/16	3/4	1/4-20	1/2	1	250
DK-1198	1 1/4	1/4	1	7/16	3/4	3/16-18	1/2	1	250
DK-1199	1 1/4	1/4	1	7/16	3/4	3/16-16	1/2	1	250
DK-1200	2 1/4	1/4	1	7/16	1	3/16-18	1/2	1	250
DK-1201	2 1/4	1/4	1	7/16	1	3/16-16	1/2	1	250
DK-1202	2 1/4	1/4	1	7/16	1	3/16-16	1 1/2	1	250

**Black Phenolic
Four Lobed
Plated Steel or Stainless Stud
Inch**



Steel Item No.	Stainless Item No.	A	B	C	D	E	Stud		Pack Qty.	Bulk Pack Qty.
							Thread	Length		
DK-665	—	1 1/4	1/4	7/8	3/8	3/8	10-24	3/4	1	250
DK-670	—	1 1/4	1/4	7/8	3/8	3/8	10-32	3/4	1	250
DK-85	DKS-85	1 1/4	1/4	7/8	3/8	3/8	1/4-20	1	1	250
DK-86	DKS-86	1 1/4	1/4	7/8	3/8	3/8	3/16-18	1	1	250
DK-675	—	1 1/4	1/4	1	1/2	19/16	1/4-20	1	1	250
DK-680	—	1 1/4	1/4	1	1/2	19/16	3/16-18	1	1	250
DK-685	—	1 1/4	1/4	1	1/2	19/16	3/16-18	2	1	250
DK-690	—	1 1/4	1/4	1	1/2	19/16	3/8-16	1	1	250
DK-695	—	1 1/4	1/4	1	1/2	19/16	3/8-16	2	1	250
DK-96	DKS-96	2 1/4	5/16	1 1/8	9/16	1	3/8-16	1	1	250
DK-97	DKS-97	2 1/4	5/16	1 1/8	9/16	1	3/8-16	1 1/2	1	250
DK-98	DKS-98	2 1/4	5/16	1 1/8	9/16	1	3/8-16	2	1	250
DK-705	—	2 1/4	5/16	1 1/8	9/16	1	3/8-16	2 1/2	1	250
DK-139	—	2 1/4	5/16	1 1/8	9/16	1	1/2-13	1	1	250
DK-710	—	2 1/4	5/16	1 1/8	9/16	1	1/2-13	1 1/2	1	250
DK-140	—	2 1/4	5/16	1 1/8	9/16	1	1/2-13	2	1	250
DK-715	—	2 1/4	5/16	1 1/8	9/16	1	1/2-13	2 1/2	1	250

**Black Thermoplastic
Four Lobed Soft Touch
Zinc Plated Brass Insert
Inch**



Item No.	A	B	C	D	Insert		Pack Qty.	Bulk Pack Qty.
					Thread	Depth		
RK-5	2.50	1.09	1.25	.18	1/4-20	1/2	1	250
RK-15	2.50	1.09	1.25	.18	3/16-16	1/2	1	250
RK-20	2.50	1.09	1.25	.18	1/2-13	3/8	1	250
RK-30	3.00	1.31	1.50	.20	3/16-18	1/2	1	250
RK-35	3.00	1.31	1.50	.20	3/16-16	1/2	1	250
RK-40	3.00	1.31	1.50	.20	1/2-13	3/8	1	250



Item No.	A	B	C	D	Insert		Pack Qty.	Bulk Pack Qty.
					Thread	Depth		
RST-91	.79	.55	.39	.28	8-32	.31	1	250
RST-92	.79	.55	.39	.28	10-24	.35	1	250
RST-93	1.26	.79	.55	.35	1/4-20	.39	1	250
RST-94	1.57	1.02	.71	.56	3/16-18	.55	1	250
RST-95	1.97	1.26	.87	.73	3/16-16	.55	1	250
RST-96	2.48	1.50	1.02	.84	1/2-13	.75	1	250
RST-97	3.15	1.97	1.26	1.20	1/2-13	.75	1	250

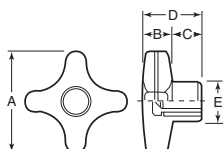


LOBED KNOBS

Buy One or Buy Bulk & SAVE

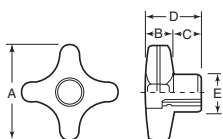
These knobs are made of thermoplastic with a black matte finish. There are no cavities. Recommended for use in the food processing industry, as no contaminants can collect. Knobs are durable. They will not chip or crack and are resistant to high temperatures making them an excellent choice for lighting equipment, machinery, etc.

Black Thermoplastic Four Lobed Blind Hole Brass or Stainless Insert Inch



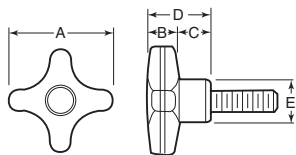
Brass		Stainless									
Item No.	Item No.	A	B	C	D	E	Insert Thread	Insert Depth	Pack Qty.	Bulk Pack Qty.	
JCL-101	—	1.26	.43	.47	.91	.59	10-24	.280	1	250	
JCL-102	JCL-204	1.26	.43	.47	.91	.59	1/4-20	.375	1	250	
JCL-103	JCL-206	1.26	.43	.47	.91	.59	5/16-18	.469	1	250	
JCL-104	JCL-207	1.58	.45	.49	.95	.63	1/4-20	.375	1	250	
JCL-106	JCL-208	1.58	.45	.49	.95	.63	5/16-18	.469	1	250	
JCL-107	JCL-209	1.58	.45	.49	.95	.63	3/8-16	.563	1	250	
JCL-108	JCL-211	1.97	.55	.57	1.12	.79	5/16-18	.469	1	250	
JCL-109	JCL-212	1.97	.55	.57	1.12	.79	3/8-16	.563	1	250	
JCL-111	JCL-213	1.97	.55	.57	1.12	.79	1/2-13	.750	1	250	
JCL-112	JCL-214	2.36	.59	.71	1.30	.95	5/16-18	.469	1	250	
JCL-113	JCL-216	2.36	.59	.71	1.30	.95	3/8-16	.563	1	250	
JCL-114	JCL-217	2.36	.59	.71	1.30	.95	1/2-13	.750	1	250	

Black Thermoplastic Four Lobed Thru Hole Brass or Stainless Insert Inch



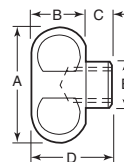
Brass		Stainless									
Item No.	Item No.	A	B	C	D	E	Insert Thread	Insert Depth	Pack Qty.	Bulk Pack Qty.	
JCL-116	JCL-218	1.26	.43	.47	.91	.59	1/4-20	.375	1	250	
JCL-117	JCL-219	1.58	.45	.49	.95	.63	1/4-20	.375	1	250	
JCL-118	JCL-221	1.58	.45	.49	.95	.63	5/16-18	.469	1	250	
JCL-119	JCL-222	1.97	.55	.57	1.12	.79	5/16-18	.469	1	250	
JCL-121	JCL-223	1.97	.55	.57	1.12	.79	3/8-16	.563	1	250	
JCL-122	JCL-224	2.36	.59	.71	1.30	.95	3/8-16	.563	1	250	
JCL-123	JCL-226	2.36	.59	.71	1.30	.95	1/2-13	.750	1	250	

Black Thermoplastic Four Lobed Plated Steel or Stainless Stud Inch



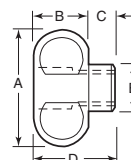
Steel		Stainless									
Item No.	Item No.	A	B	C	D	E	Stud Thread	Stud Length	Pack Qty.	Bulk Pack Qty.	
JCL-124	JCL-227	1.26	.43	.47	.91	.59	1/4-20	.51	1	250	
JCL-126	JCL-228	1.26	.43	.47	.91	.59	1/4-20	.98	1	250	
—	JCL-229	1.58	.45	.49	.95	.63	1/4-20	.98	1	250	
—	JCL-231	1.58	.45	.49	.95	.63	5/16-18	.75	1	250	
JCL-128	—	1.58	.45	.49	.95	.63	5/16-18	.79	1	250	
JCL-129	JCL-232	1.58	.45	.49	.95	.63	5/16-18	.98	1	250	
JCL-131	JCL-233	1.97	.55	.57	1.12	.79	5/16-18	.98	1	250	
JCL-132	—	1.97	.55	.57	1.12	.79	5/16-18	1.18	1	250	
—	JCL-234	1.97	.55	.57	1.12	.79	5/16-18	1.25	1	250	
JCL-133	JCL-236	1.97	.55	.57	1.12	.79	3/8-16	.98	1	250	
JCL-134	—	1.97	.55	.57	1.12	.79	3/8-16	1.38	1	250	
—	JCL-237	1.97	.55	.57	1.12	.79	3/8-16	1.50	1	250	
JCL-136	JCL-238	2.36	.59	.71	1.30	.95	3/8-16	.98	1	250	
JCL-137	—	2.36	.59	.71	1.30	.95	3/8-16	1.38	1	250	
—	JCL-239	2.36	.59	.71	1.30	.95	3/8-16	1.50	1	250	
JCL-138	JCL-241	2.36	.59	.71	1.30	.95	1/2-13	.98	1	250	
JCL-139	—	2.36	.59	.71	1.30	.95	1/2-13	1.38	1	250	
—	JCL-242	2.36	.59	.71	1.30	.95	1/2-13	1.50	1	250	

Black Thermoplastic Four Lobed Blind Hole Brass Insert Inch



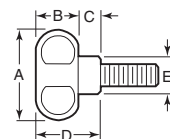
Item No.	A	B	C	D	E	Insert		Pack Qty.	Bulk Pack Qty.
						Thread	Depth		
JCL-55	.79	.31	.20	.51	.43	10-24	.28	1	250
JCL-60	.79	.31	.20	.51	.43	10-32	.28	1	250
JCL-65	.79	.31	.20	.51	.43	1/4-20	.38	1	250
JCL-70	.98	.35	.24	.59	.47	10-24	.28	1	250
JCL-80	.98	.35	.24	.59	.47	1/4-20	.38	1	250
JCL-85	1.18	.55	.31	.87	.59	1/4-20	.38	1	250
JCL-90	1.57	.75	.35	1.10	.63	1/4-20	.38	1	250
JCL-95	1.57	.75	.35	1.10	.63	5/16-18	.47	1	250
JCL-100	1.97	.87	.39	1.26	.79	5/16-18	.47	1	250
JCL-105	1.97	.87	.39	1.26	.79	3/8-16	.56	1	250
JCL-120	2.36	.94	.55	1.50	.91	3/8-16	.56	1	250
JCL-115	2.36	.94	.55	1.50	.91	1/2-13	.75	1	250
JCL-125	3.15	.91	.71	1.61	1.22	5/8-11	.94	1	250
JCL-120	3.15	.91	.71	1.61	1.22	1/2-13	.75	1	250

Black Thermoplastic Four Lobed Thru Hole Brass Insert Inch



Item No.	A	B	C	D	E	Insert		Pack Qty.	Bulk Pack Qty.
						Thread	Depth		
JCL-130	.79	.31	.20	.51	.43	10-24	.28	1	250
JCL-135	.79	.31	.20	.51	.43	10-32	.28	1	250
JCL-140	.79	.31	.20	.51	.43	1/4-20	.38	1	250
JCL-145	.98	.35	.24	.59	.47	1/4-20	.38	1	250
JCL-150	1.18	.55	.31	.87	.59	1/4-20	.38	1	250
JCL-155	1.57	.75	.35	1.10	.63	5/16-18	.47	1	250
JCL-160	1.97	.87	.39	1.26	.79	5/16-18	.47	1	250
JCL-165	1.97	.87	.39	1.26	.79	3/8-16	.56	1	250
JCL-170	2.36	.94	.55	1.50	.91	3/8-16	.56	1	250
JCL-175	2.36	.94	.55	1.50	.91	1/2-13	.75	1	250
JCL-180	3.15	.91	.71	1.61	1.22	1/2-13	.75	1	250
JCL-185	3.15	.91	.71	1.61	1.22	5/8-11	.94	1	250

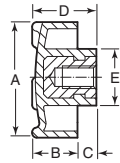
Black Thermoplastic Four Lobed Plated Steel Stud Inch



Item No.	A	B	C	D	E	Stud		Pack Qty.	Bulk Pack Qty.
						Thread	Length		
JCL-190	.79	.31	.20	.51	.43	1/4-20	.51	1	250
JCL-195	.79	.31	.20	.51	.43	1/4-20	.98	1	250
JCL-200	.98	.35	.24	.59	.47	1/4-20	.51	1	250
JCL-205	.98	.35	.24	.59	.47	1/4-20	.98	1	250
JCL-210	1.18	.55	.31	.87	.59	1/4-20	.51	1	250
JCL-215	1.18	.55	.31	.87	.59	1/4-20	.98	1	250
JCL-220	1.57	.75	.35	1.10	.63	1/4-20	.98	1	250
JCL-225	1.57	.75	.35	1.10	.63	5/16-18	.98	1	250
JCL-230	1.97	.87	.39	1.26	.79	5/16-18	.98	1	250
JCL-235	1.97	.87	.39	1.26	.79	3/8-16	.98	1	250
JCL-240	2.36	.94	.55	1.50	.91	3/8-16	.98	1	250
JCL-245	2.36	.94	.55	1.50	.91	1/2-13	.98	1	250
JCL-250	3.15	.91	.71	1.61	1.22	5/8-11	.98	1	250
JCL-255	3.15	.91	.71	1.61	1.22	1/2-13	1.18	1	250
JCL-260	3.15	.90	.71	1.61	1.22	1/2-13	1.38	1	250
JCL-265	3.15	.90	.71	1.61	1.22	5/8-11	1.18	1	250
JCL-270	3.15	.90	.71	1.61	1.22	5/8-11	1.38	1	250

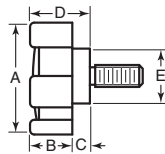


**Black Thermoplastic
Five Lobed
Steel Insert
Metric**



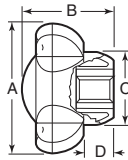
Item No.	A	B	C	D	E	Insert		Pack Qty.	Bulk Pack Qty.
						Thread	Depth		
KPB-1478	32	12	5	17	15	M6 x 1.00	9	1	250
KPB-1479	40	14.5	6	20.5	18	M8 x 1.25	11	1	250
KPB-1480	50	18	8	25	20	M10 x 1.50	14	1	250

**Black Thermoplastic
Five Lobed
Steel Stud
Metric**



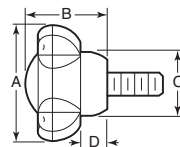
Item No.	A	B	C	D	E	Stud		Pack Qty.	Bulk Pack Qty.
						Thread	Length		
KPB-1481	32	12	5	17	15	M6 x 1.00	15	1	250
KPB-1482	40	14.5	6	20.5	18	M8 x 1.25	16	1	250
KPB-1483	50	18	8	25	20	M10 x 1.50	20	1	250

**Black Thermoplastic
Five Lobed Novo-Grip®
Plated Steel or Stainless Insert
Inch**



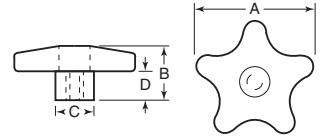
Steel		Stainless		A	B	C	D	Insert Thread	Insert Depth	Pack Qty.	Bulk Pack Qty.
Item No.	Item No.										
—	KBP-332	1.97	1.37	1.11	.45	5/16-18	.55	1	250		
KBP-327	KBP-333	1.97	1.37	1.11	.45	5/16-16	.55	1	250		
—	KBP-328	1.97	1.37	1.11	.45	1/2-13	.71	1	250		
KBP-329	KBP-335	2.48	1.73	1.4	.57	5/16-16	.55	1	250		
KBP-330	—	2.48	1.73	1.4	.57	1/2-13	.71	1	250		
KBP-331	—	2.48	1.73	1.4	.57	5/8-11	.71	1	250		

**Black Thermoplastic
Five Lobed Novo-Grip®
Plated Steel or Stainless Stud
Inch**



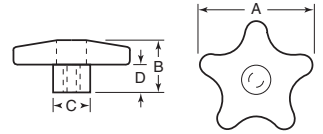
Steel		Stainless		A	B	C	D	Stud Thread	Stud Length	Pack Qty.	Bulk Pack Qty.
Item No.	Item No.										
KBP-337	—	1.97	1.37	1.11	.45	5/16-16	.79	1	250		
—	KBP-347	2.48	1.73	1.4	.57	5/16-16	.79	1	250		
KBP-342	KBP-348	2.48	1.73	1.4	.57	5/16-16	1.57	1	250		
KBP-343	—	2.48	1.73	1.4	.57	1/2-13	1.18	1	250		
KBP-344	—	2.48	1.73	1.4	.57	1/2-13	2.36	1	250		

**Black Polypropylene
Five Lobed Thru Hole
Zinc Plated Steel Hex Nut
Inch**



Item No.	A	B	C	D	Thread	Pack Qty.	Bulk Pack Qty.
DK-185	2 1/4	2 3/32	2 7/32	1/4	5/16-18	1	250
DK-186	2 1/4	2 3/32	2 7/32	1/4	3/8-16	1	250

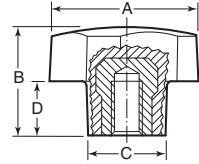
**Black Polypropylene
Five Lobed Thru Hole
Steel Insert with Knob-Lok
Inch**



Unique Knob-Lok features a nylon locking element that resists vibration and prevents back off. It also allows for consistent installation torque and precise adjustments. No tools needed for safe and sure fastening.

Item No.	A	B	C	D	Insert		Pack Qty.	Bulk Pack Qty.
					Thread	Depth		
KLK-70	2 1/4	1	7/8	1/2	1/4-20	.44	1	250
KLK-75	2 1/4	1	7/8	1/2	5/16-18	.47	1	250
KLK-80	2 1/4	1	7/8	1/2	3/8-16	.58	1	250

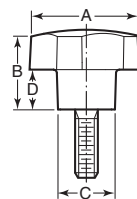
**Black Phenolic
Five Lobed
Steel or Brass Insert
Metric**



Item No.	A	B	C	D	Insert		Pack Qty.	Bulk Pack Qty.
					Thread	Depth		
KPB-1028*	32	22.4	16	11.2	M6 x 1.00	9	1	250
KPB-1029	40	28	20	14	M6 x 1.00	12	1	250
KPB-1030	40	28	20	14	M8 x 1.25	14	1	250
KPB-1031	40	28	20	14	M10 x 1.50	14	1	250
KPB-1032	50	35	25	17.5	M8 x 1.25	14	1	250
KPB-1033	50	35	25	17.5	M10 x 1.50	14	1	250

*Brass Insert

**Black Phenolic
Five Lobed
Steel Stud
Metric**



Item No.	A	B	C	D	Stud		Pack Qty.	Bulk Pack Qty.
					Thread	Length		
KPB-1034	32	22.4	16	11.2	M6 x 1.00	12	1	250
KPB-1035	32	22.4	16	11.2	M6 x 1.00	18	1	250
KPB-1036	32	22.4	16	11.2	M8 x 1.25	16	1	250
KPB-1038	32	22.4	16	11.2	M8 x 1.25	24	1	250
KPB-1040	40	28	20	14	M6 x 1.00	18	1	250
KPB-1041	40	28	20	14	M8 x 1.25	16	1	250
KPB-1042	40	28	20	14	M8 x 1.25	20	1	250
KPB-1043	40	28	20	14	M8 x 1.25	24	1	250
KPB-1046	50	35	25	17.5	M8 x 1.25	16	1	250
KPB-1047	50	35	25	17.5	M8 x 1.25	24	1	250
KPB-1049	50	35	25	17.5	M10 x 1.50	30	1	250

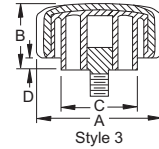
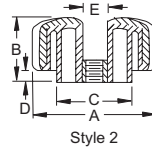
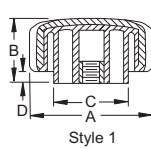


KFL Series

Soft Touch 5-Lobed Knobs

Black

**Zinc Plated Brass Insert or Zinc Plated Steel Stud
Inch**



Features:

- 5 Star soft-touch knobs provide maximum grip and comfort
- TPE overlay provides impact resistance
- Glass-filled Polypropylene base material provides stability and strength

Specifications:

Knob Material

- TPE (Rubber) Overlay
- Polypropylene Glass-Filled Base Material

Female Knob – Blind Hole

Item No.	A		Thread Size	Style	B		C		D		Pack Qty.	Bulk Pack Qty.
	In	mm			In	mm	In	mm	In	mm		
KFL1000A	1.520	38.6	1/4-20	1	1.090	27.6	0.690	17.5	0.180	4.5	1	50
KFL1100A	1.520	38.6	5/16-18	1	1.090	27.6	0.690	17.5	0.180	4.5	1	50
KFL1200A	1.520	38.6	3/8-16	1	1.090	27.6	0.690	17.5	0.180	4.5	1	50
KFL1300A	1.900	48.2	1/4-20	1	1.090	27.6	0.930	23.6	0.170	4.3	1	50
KFL1400A	1.900	48.2	5/16-18	1	1.090	27.6	0.930	23.6	0.170	4.3	1	50
KFL1500A	1.900	48.2	3/8-16	1	1.090	27.6	0.930	23.6	0.170	4.3	1	50
KFL1600A	2.260	57.4	1/4-20	1	1.090	27.6	1.250	31.7	0.160	4.0	1	25
KFL1700A	2.260	57.4	5/16-18	1	1.090	27.6	1.250	31.7	0.160	4.0	1	25
KFL1800A	2.260	57.4	3/8-16	1	1.090	27.6	1.250	31.7	0.160	4.0	1	25
KFL1900A	2.260	57.4	1/2-13	1	1.090	27.6	1.250	31.7	0.160	4.0	1	25

Female Knob – Thru Hole

Item No.	A		Thread Size	Style	B		C		D		E		Pack Qty.	Bulk Pack Qty.
	In	mm			In	mm	In	mm	In	mm	In	mm		
KFL2000A	1.520	38.6	1/4-20	2	1.090	27.6	0.690	17.5	0.180	4.5	0.400	10.1	1	50
KFL2100A	1.520	38.6	5/16-18	2	1.090	27.6	0.690	17.5	0.180	4.5	0.400	10.1	1	50
KFL2200A	1.520	38.6	3/8-16	2	1.090	27.6	0.690	17.5	0.180	4.5	0.400	10.1	1	50
KFL2300A	1.900	48.2	1/4-20	2	1.090	27.6	0.930	23.6	0.170	4.3	0.540	13.7	1	50
KFL2400A	1.900	48.2	5/16-18	2	1.090	27.6	0.930	23.6	0.170	4.3	0.540	13.7	1	50
KFL2500A	1.900	48.2	3/8-16	2	1.090	27.6	0.930	23.6	0.170	4.3	0.540	13.7	1	50
KFL2600A	2.260	57.4	5/16-18	2	1.090	27.6	1.250	31.7	0.160	4.0	0.540	13.7	1	25
KFL2700A	2.260	57.4	1/2-13	2	1.090	27.6	1.250	31.7	0.160	4.0	0.540	13.7	1	25

Male Knob

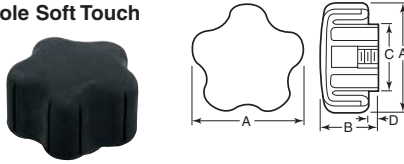
Item No.	A		Thread Size	Stud Length	Style	B		C		D		Pack Qty.	Bulk Pack Qty.
	In	mm				In	mm	In	mm	In	mm		
KFL2900A	1.520	38.6	1/4-20	0.500	3	1.090	27.6	0.690	17.5	0.180	4.5	1	50
KFL3000A	1.520	38.6	1/4-20	0.750	3	1.090	27.6	0.690	17.5	0.180	4.5	1	50
KFL3100A	1.520	38.6	1/4-20	1.000	3	1.090	27.6	0.690	17.5	0.180	4.5	1	50
KFL3200A	1.520	38.6	5/16-18	1.000	3	1.090	27.6	0.690	17.5	0.180	4.5	1	50
KFL3300A	1.520	38.6	5/16-18	1.500	3	1.090	27.6	0.690	17.5	0.180	4.5	1	50
KFL3400A	1.520	38.6	3/8-16	1.000	3	1.090	27.6	0.690	17.5	0.180	4.5	1	50
KFL3500A	1.520	38.6	3/8-16	1.500	3	1.090	27.6	0.690	17.5	0.180	4.5	1	50
KFL3600A	1.900	48.2	1/4-20	0.500	3	1.090	27.6	0.930	23.6	0.170	4.3	1	50
KFL3700A	1.900	48.2	1/4-20	1.000	3	1.090	27.6	0.930	23.6	0.170	4.3	1	50
KFL3800A	1.900	48.2	5/16-18	1.000	3	1.090	27.6	0.930	23.6	0.170	4.3	1	50
KFL3900A	1.900	48.2	5/16-18	1.500	3	1.090	27.6	0.930	23.6	0.170	4.3	1	50
KFL4000A	1.900	48.2	3/8-16	1.500	3	1.090	27.6	0.930	23.6	0.170	4.3	1	50
KFL4100A	2.260	57.4	1/4-20	1.250	3	1.090	27.6	0.930	23.6	0.170	4.3	1	25
KFL4200A	2.260	57.4	5/16-18	1.000	3	1.090	27.6	0.930	23.6	0.170	4.3	1	25
KFL4300A	2.260	57.4	3/8-16	1.750	3	1.090	27.6	0.930	23.6	0.170	4.3	1	25



LOBED KNOBS

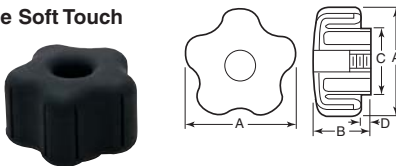
These "soft touch" knobs offer unique styling and rugged construction along with a soft feel. They are molded with a soft thermoplastic rubber shell around a tough thermoplastic body. The soft feel of the knurling provides a sure grip and a rich, pleasant touch.

**Black Thermoplastic
Five Lobed Blind Hole Soft Touch
Plated Brass Insert
Inch**



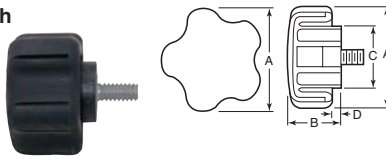
Item No.	A	B	C	D	Insert		Pack Qty.	Bulk Pack Qty.
					Thread	Depth		
RK-56	1.52	1.09	.69	.18	1/4-20	.50	1	250
RK-57	1.52	1.09	.69	.18	5/16-18	.50	1	250
RK-58	1.52	1.09	.69	.18	3/8-16	.50	1	250
RK-59	1.91	1.09	.93	.17	1/4-20	.50	1	250
RK-60	1.91	1.09	.93	.17	5/16-18	.50	1	250
RK-61	1.91	1.09	.93	.17	3/8-16	.50	1	250
RK-63	2.26	1.09	1.25	.16	1/4-20	.50	1	250
RK-64	2.26	1.09	1.25	.16	5/16-18	.50	1	250
RK-65	2.26	1.09	1.25	.16	3/8-16	.50	1	250
RK-66	2.26	1.09	1.25	.16	1/2-13	.50	1	250

**Black Thermoplastic
Five Lobed Thru Hole Soft Touch
Plated Brass Insert
Inch**



Item No.	A	B	C	D	Thread	Pack Qty.	Bulk Pack Qty.
RK-2	1.52	1.09	.69	.18	5/16-18	1	250
RK-3	1.52	1.09	.69	.18	3/8-16	1	250
RK-4	1.91	1.09	.93	.17	1/4-20	1	250
RK-6	1.91	1.09	.93	.17	5/16-18	1	250
RK-7	1.91	1.09	.93	.17	3/8-16	1	250
RK-8	1.91	1.09	.93	.17	1/2-13	1	250
RK-9	2.26	1.09	1.25	.16	1/4-20	1	250
RK-11	2.26	1.09	1.25	.16	5/16-18	1	250
RK-12	2.26	1.09	1.25	.16	3/8-16	1	250
RK-13	2.26	1.09	1.25	.16	1/2-13	1	250

**Black Thermoplastic
Five Lobed Soft Touch
Plated Steel Stud
Inch**



Item No.	A	B	C	D	Stud		Pack Qty.	Bulk Pack Qty.
					Thread	Length		
RK-67	1.52	1.09	.69	.18	1/4-20	1/2	1	250
RK-68	1.52	1.09	.69	.18	1/4-20	1	1	250
RK-69	1.52	1.09	.69	.18	5/16-18	1	1	250
RK-71	1.52	1.09	.69	.18	5/16-18	1 1/2	1	250
RK-72	1.52	1.09	.69	.18	3/8-16	1	1	250
RK-73	1.52	1.09	.69	.18	3/8-16	1 1/2	1	250
RK-74	1.91	1.09	.93	.17	1/4-20	1/2	1	250
RK-75	1.91	1.09	.93	.17	1/4-20	1	1	250
RK-76	1.91	1.09	.93	.17	5/16-18	1	1	250
RK-77	1.91	1.09	.93	.17	5/16-18	1 1/2	1	250
RK-78	1.91	1.09	.93	.17	3/8-16	1	1	250
RK-79	1.91	1.09	.93	.17	3/8-16	1 1/2	1	250
RK-80	2.25	1.09	1.25	.16	1/4-20	1/2	1	250
RK-81	2.25	1.09	1.25	.16	1/4-20	1	1	250
RK-82	2.25	1.09	1.25	.16	5/16-18	1	1	250
RK-84	2.25	1.09	1.25	.16	3/8-16	1	1	250
RK-85	2.25	1.09	1.25	.16	3/8-16	1 1/2	1	250

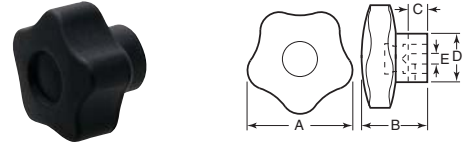
**Black Thermoplastic
Five Lobed
Hex Head Bolt
Inch and Metric**



Make your own knobs with any hex head bolt. Simply drop hex head bolt into top of knob and press fit in place. Install center cap and you have a custom knob. Knobs are made of black thermoplastic. Removable center cap is orange thermoplastic.

Made of a high impact strength technopolymer. Black matte finish with a "soft-touch" feel.

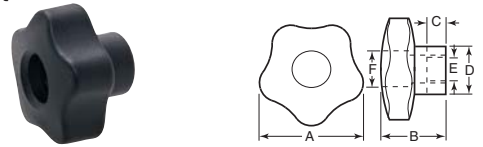
**Black Plastic
Five Lobed Blind Hole Soft Touch
Brass Insert
Inch**



Item No.	A	B	C	D	E	Pack Qty.	Bulk Pack Qty.
KHY-100	.98	.75	.39	.51	10-32	1	100
KHY-105*	1.26	.91	.47	.59	1/4	1	100
KHY-110	1.26	.91	.47	.59	1/4-20	1	100
KHY-115*	1.57	1.06	.55	.67	1/4	1	100
KHY-125	1.57	1.06	.71	.67	1/4-20	1	100
KHY-130	1.57	1.06	.71	.67	5/16-18	1	100
KHY-140*	1.97	1.26	.63	.75	3/8	1	100
KHY-145	1.97	1.26	.79	.75	5/16-18	1	100
KHY-150	1.97	1.26	.79	.75	3/8-16	1	100
KHY-155*	2.48	1.46	.79	.87	3/8	1	100
KHY-160*	2.48	1.46	.79	.87	1/2	1	100
KHY-165	2.48	1.46	1.02	.87	3/8-16	1	100
KHY-170	2.48	1.46	1.02	.87	1/2-13	1	100

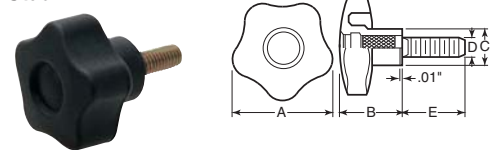
*Tapped for set screw

**Black Plastic
Five Lobed Thru Hole Soft Touch
Brass Insert
Inch**

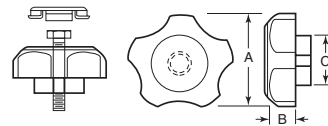


Item No.	A	B	C	D	E	F	Pack Qty.	Bulk Pack Qty.
KHY-175	1.26	.91	.47	.59	1/4-20	.39	1	100
KHY-180	1.57	1.06	.71	.67	5/16-18	.47	1	100
KHY-185	1.97	1.26	.79	.75	3/8-16	.59	1	100
KHY-190	2.48	1.46	1.02	.87	3/8-16	.75	1	100
KHY-195	2.48	1.46	1.02	.87	1/2-13	.75	1	100

**Five Lobed Knobs
Black Plastic
Soft Touch
Plated Steel Stud
Inch**



Item No.	A	B	C	D	E	Pack Qty.	Bulk Pack Qty.
KHY-200	.98	.75	.51	10-32	.50	1	100
KHY-205	.98	.75	.51	10-32	.75	1	100
KHY-210	1.26	.91	.59	1/4-20	.50	1	100
KHY-215	1.26	.91	.59	1/4-20	.75	1	100
KHY-220	1.26	.91	.59	1/4-20	1.00	1	100
KHY-225	1.57	1.06	.67	1/4-20	.50	1	100
KHY-230	1.57	1.06	.67	1/4-20	1.00	1	100
KHY-235	1.57	1.06	.67	5/16-18	.75	1	100
KHY-240	1.57	1.06	.67	5/16-18	1.00	1	100
KHY-245	1.97	1.26	.75	5/16-18	1.00	1	100
KHY-250	1.97	1.26	.75	5/16-18	1.50	1	100
KHY-255	1.97	1.26	.75	3/8-16	1.00	1	100
KHY-260	1.97	1.26	.75	3/8-16	1.50	1	100
KHY-265	2.48	1.46	.87	3/8-16	1.25	1	100
KHY-270	2.48	1.46	.87	3/8-16	2.00	1	100
KHY-275	2.48	1.46	.87	1/2-13	1.50	1	100



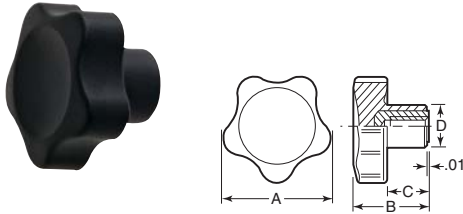
Item No.	Inch			Item No.	Metric			Pack Qty.	Bulk Pack Qty.		
	Bolt Head Height	Bolt Size to Use			Bolt Head Height	Bolt Size to Use					
AP-30	1 1/4	1/4		AP-50	4.0	M6	1 1/2	19/32	19/32	1	250
AP-35	1/32	3/16		AP-55	5.3	M8	1 1/2	17/32	29/32	1	250
AP-40	1/4	3/8		AP-60	6.4	M10	1 1/8	19/32	1	1	250
AP-45	1 1/2	1/2		AP-65	7.5	M12	2 1/4	2 1/4	1 1/4	1	250



LOBED KNOBS

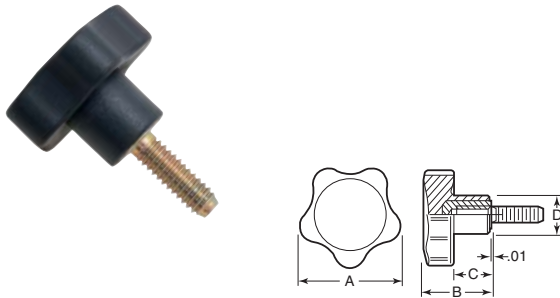
Made of special glass fiber reinforced technopolymer with matte finish. Solid design is for applications on machines and equipment that needs to be frequently cleaned.

**Black Plastic
Five Lobed
Brass Insert
Inch**



Item No.	A	B	C	D	Insert		Pack Qty.	Bulk Pack Qty.
					Thread	Depth		
KHY-520	1.26	.89	.49	.55	10-32	.39	1	100
KHY-525	1.26	.89	.49	.55	1/4-20	.39	1	100
KHY-530	1.57	1.02	.55	.59	1/4-20	.47	1	100
KHY-535	1.57	1.02	.55	.59	5/16-18	.47	1	100
KHY-540	1.97	1.22	.67	.70	5/16-18	.63	1	100
KHY-545	1.97	1.22	.67	.70	3/8-16	.63	1	100
KHY-550	2.36	1.46	.83	.83	1/2-13	.67	1	100

**Black Plastic
Five Lobed
Plated Steel Stud
Inch**



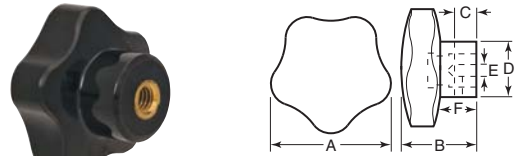
Item No.	A	B	C	D	Stud		Pack Qty.	Bulk Pack Qty.
					Thread	Length		
KHY-555	1.26	.89	.49	.55	1/4-20	.75	1	100
KHY-560	1.26	.89	.49	.55	1/4-20	1.00	1	100
KHY-565	1.57	1.02	.55	.59	5/16-18	.75	1	100
KHY-570	1.57	1.02	.55	.59	5/16-18	1.00	1	100
KHY-575	1.97	1.22	.67	.70	3/8-16	1.00	1	100
KHY-580	1.97	1.22	.67	.70	3/8-16	1.50	1	100
KHY-585	2.36	1.46	.83	.83	1/2-13	1.50	1	100

**Chrome Plated Technopolymer
Five Lobed
Brass Insert
Metric**

The exclusive five lobe shape offers the operator's fingers a proper grip and prevents unhealthy residues from depositing thanks to its solid shape without cavities. Moreover the chrome plating makes the surface finish semi-glossy and homogeneous to facilitate cleaning operations. This knob is particularly suitable for outdoor environments subject to unfavorable weather conditions and in general for applications on machines and equipment whose parts need frequent cleaning cycles for hygienic reasons.

Made of tough, smooth plastic. This solid handle is highly polished with all parting lines removed. All inserts extend beyond the "B" dimension so any pressure is taken up by the insert and not the plastic surface.

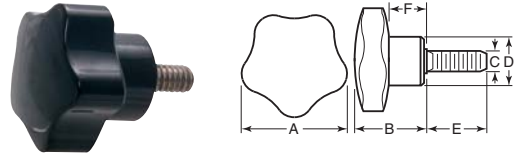
**Black Phenolic
Five Lobed
Brass, Steel or Stainless Insert
Inch**



Item No.	A	B	C	D	E	F	Pack Qty.	Bulk Pack Qty.
Brass Insert								
KHY-5	1.26	.91	.39	.75	1/4-20	.43	1	100
KHY-15	1.57	1.06	.47	.83	1/4-20	.47	1	100
KHY-20	1.57	1.06	.51	.83	5/16-18	.47	1	100
KHY-25*	1.57	1.06	.55	.83	1/4	.47	1	100
KHY-26*	1.57	1.06	.63	.83	5/16	.55	1	100
KHY-35	1.97	1.30	.71	.98	5/16-18	.55	1	100
KHY-40	1.97	1.30	.67	.98	3/8-16	.55	1	100
KHY-45*	1.97	1.30	.79	.98	5/16	.55	1	100
KHY-46*	1.97	1.30	.79	.98	3/8	.55	1	100
Steel Insert								
KHY-55	2.36	1.46	.67	1.06	3/8-16	.67	1	100
KHY-60	2.36	1.46	.79	1.06	1/2-13	.67	1	100
KHY-65*	2.36	1.46	.79	1.06	3/8	.67	1	100
KHY-70*	2.36	1.46	.99	1.06	1/2	.67	1	100
KHY-75	2.75	1.73	.79	1.18	1/2-13	.79	1	100
KHY-76*	2.75	1.73	.99	1.18	1/2	.79	1	100
KHY-85	3.34	2.16	.86	1.37	5/8-11	.118	1	100
Stainless Steel Insert								
KHY-350	1.26	.91	.39	.75	1/4-20	.43	1	100
KHY-355	1.57	1.06	.51	.83	5/16-18	.47	1	100
KHY-360	1.97	1.30	.67	.98	3/8-16	.55	1	100

*Tapped for set screw

**Black Phenolic
Five Lobed
Stainless Steel Stud
Inch**



Item No.	A	B	C	D	E	F	Pack Qty.	Bulk Pack Qty.
KHY-400	1.26	.91	1/4-20	.75	.50	.43	1	100
KHY-405	1.26	.91	1/4-20	.75	.75	.43	1	100
KHY-410	1.26	.91	1/4-20	.75	1.00	.43	1	100
KHY-415	1.57	1.06	5/16-18	.83	.75	.47	1	100
KHY-420	1.57	1.06	5/16-18	.83	1.00	.47	1	100
KHY-425	1.57	1.06	5/16-18	.83	1.25	.47	1	100
KHY-430	1.97	1.30	3/8-16	.98	1.00	.55	1	100
KHY-435	1.97	1.30	3/8-16	.98	1.25	.55	1	100
KHY-440	1.97	1.30	3/8-16	.98	1.50	.55	1	100
KHY-445	1.97	1.30	3/8-16	.98	2.00	.55	1	100



LOBED KNOBS


These knobs are made of thermoplastic with a black matte finish. There are no cavities. Recommended for use in the food processing industry, as no contaminants can collect. Knobs are durable. They will not chip or crack and are resistant to high temperatures making them an excellent choice for lighting equipment, machinery, etc.

Black Thermoplastic Six Lobed Brass or Stainless Steel Insert Inch



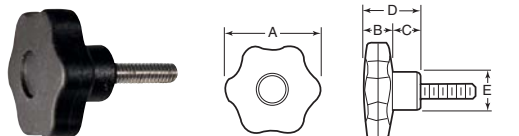
Brass		Stainless									
Item No.	Item No.	A	B	C	D	E	Insert Thread	Insert Depth	Pack Qty.	Bulk Pack Qty.	
JCL-61	—	1.18	.39	.39	.79	.59	10-24	.280	1	250	
JCL-62	JCL-166	1.18	.39	.39	.79	.59	1/4-20	.375	1	250	
JCL-63	JCL-167	1.18	.39	.39	.79	.59	5/16-18	.469	1	250	
JCL-64	JCL-168	1.58	.45	.49	.94	.67	1/4-20	.375	1	250	
JCL-66	JCL-169	1.58	.45	.49	.94	.67	5/16-18	.469	1	250	
JCL-67	JCL-171	1.58	.45	.49	.94	.67	3/16-16	.563	1	250	
JCL-68	JCL-172	1.97	.55	.57	1.12	.79	5/16-18	.469	1	250	
JCL-69	JCL-173	1.97	.55	.57	1.12	.79	3/16-16	.563	1	250	
JCL-71	JCL-174	1.97	.55	.57	1.12	.79	1/2-13	.750	1	250	
JCL-72	JCL-176	2.36	.59	.71	1.30	.94	5/16-18	.469	1	250	
JCL-73	JCL-177	2.36	.59	.71	1.30	.94	3/16-16	.563	1	250	
JCL-74	JCL-178	2.36	.59	.71	1.30	.94	1/2-13	.750	1	250	

Black Thermoplastic Six Lobed Brass or Stainless Steel Insert Inch and Metric



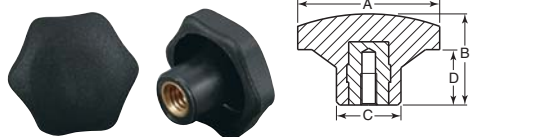
Brass		Stainless									
Item No.	Item No.	A	B	C	D	E	Insert Thread	Insert Depth	Pack Qty.	Bulk Pack Qty.	
Inch											
JCL-76	JCL-179	1.18	.39	.39	.79	.59	1/4-20	.375	1	250	
JCL-77	JCL-181	1.58	.45	.49	.94	.67	1/4-20	.375	1	250	
JCL-78	JCL-182	1.58	.45	.49	.94	.67	5/16-18	.469	1	250	
JCL-79	JCL-183	1.97	.55	.57	1.12	.79	5/16-18	.469	1	250	
JCL-81	JCL-184	1.97	.55	.57	1.12	.79	3/16-16	.563	1	250	
JCL-82	JCL-186	2.36	.59	.71	1.30	.94	3/16-16	.563	1	250	
JCL-83	JCL-187	2.36	.59	.71	1.30	.94	1/2-13	.750	1	250	
Metric											
JCL-3505	JCL-3540	30	11	11.0	22.0	15	M6	18	1	250	
JCL-3510	JCL-3545	40	12	12.5	24.5	17	M6	18	1	250	
JCL-3515	JCL-3550	40	12	12.5	24.5	17	M8	18	1	250	
JCL-3520	—	50	14	15.0	29.0	20	M8	18	1	250	
JCL-3525	JCL-3560	50	14	15.0	29.0	20	M10	18	1	250	
JCL-3535	—	60	16	18.0	34.0	24	M12	18	1	250	

Black Thermoplastic Six Lobed Plated Steel or Stainless Steel Stud Inch



Steel		Stainless									
Item No.	Item No.	A	B	C	D	E	Stud Thread	Stud Length	Pack Qty.	Bulk Pack Qty.	
JCL-84	JCL-188	1.18	.39	.39	.79	.59	1/4-20	.51	1	250	
JCL-86	JCL-189	1.18	.39	.39	.79	.59	1/4-20	.98	1	250	
JCL-87	JCL-191	1.58	.45	.49	.94	.67	1/4-20	.98	1	250	
—	JCL-192	1.58	.45	.49	.94	.67	5/16-18	.75	1	250	
JCL-88	—	1.58	.45	.49	.94	.67	5/16-18	.79	1	250	
JCL-89	JCL-193	1.58	.45	.49	.94	.67	5/16-18	.98	1	250	
JCL-91	JCL-194	1.97	.55	.57	1.12	.79	5/16-18	.98	1	250	
JCL-92	—	1.97	.55	.57	1.12	.79	5/16-18	1.18	1	250	
—	JCL-196	1.97	.55	.57	1.12	.79	5/16-18	1.25	1	250	
JCL-93	JCL-197	1.97	.55	.57	1.12	.79	3/16-16	.98	1	250	
—	JCL-198	1.97	.55	.57	1.12	.79	3/16-16	1.25	1	250	
JCL-94	—	1.97	.55	.57	1.12	.79	3/16-16	1.38	1	250	
JCL-96	JCL-199	2.36	.59	.71	1.10	.94	3/16-16	.98	1	250	
—	JCL-201	2.36	.59	.71	1.10	.94	3/16-16	1.25	1	250	
JCL-97	—	2.36	.59	.71	1.10	.94	3/16-16	1.38	1	250	
JCL-98	JCL-202	2.36	.59	.71	1.10	.94	1/2-13	.98	1	250	
—	JCL-203	2.36	.59	.71	1.10	.94	1/2-13	1.25	1	250	
JCL-99	—	2.36	.59	.71	1.10	.94	1/2-13	1.38	1	250	

Black Phenolic Six Lobed Brass Insert Inch



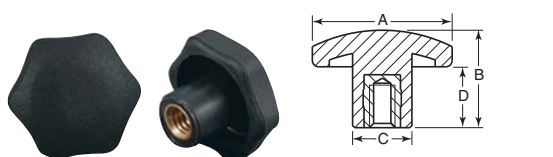
Item No.	A	B	C	D	Insert		Pack Qty.	Bulk Pack Qty.
					Thread	Depth		
RST-51	.87	.75	.47	.39	1/4-20	.39	1	250
RST-52	1.30	.91	.75	.39	5/16-18	.55	1	250
RST-53	1.30	.91	.75	.39	1/4-20	.39	1	250
RST-54	1.73	1.06	.91	.39	5/16-18	.55	1	250
RST-55	1.73	1.06	.91	.39	3/16-16	.55	1	250
RST-56	2.17	1.30	.98	.43	3/16-16	.55	1	250
RST-57	2.17	1.30	.98	.43	1/2-13	.75	1	250
RST-58	2.60	1.65	1.18	.43	1/2-13	.75	1	250

Black Phenolic Six Lobed Plated Steel Stud Inch



Item No.	A	B	C	D	Stud		Pack Qty.	Bulk Pack Qty.
					Thread	Length		
RST-59	.87	.75	.47	.39	1/4-20	.75	1	250
RST-60	1.30	.91	.75	.39	1/4-20	.50	1	250
RST-61	1.30	.91	.75	.39	1/4-20	.75	1	250
RST-62	1.30	.91	.75	.39	1/4-20	1.00	1	250
RST-63	1.30	.91	.75	.39	5/16-18	.75	1	250
RST-64	1.30	.91	.75	.39	5/16-18	1.00	1	250
RST-65	1.30	.91	.75	.39	5/16-18	1.50	1	250
RST-66	1.73	1.06	.91	.39	3/16-16	1.00	1	250
RST-67	1.73	1.06	.91	.39	3/16-16	1.25	1	250
RST-68	1.73	1.06	.91	.39	3/16-16	1.75	1	250
RST-69	1.73	1.06	.91	.39	5/16-18	1.25	1	250
RST-70	2.17	1.30	.98	.43	1/2-13	1.50	1	250
RST-71	2.17	1.30	.98	.43	1/2-13	2.00	1	250
RST-72	2.17	1.30	.98	.43	3/16-16	1.50	1	250
RST-73	2.60	1.65	1.18	.63	1/2-13	1.50	1	250
RST-74	2.60	1.65	1.18	.63	1/2-13	2.00	1	250

Black Thermoplastic Six Lobed Brass Insert Inch



Item No.	A	B	C	D	Insert		Pack Qty.	Bulk Pack Qty.
					Thread	Depth		
RST-151	1.30	.87	.55	.43	1/4-20	.39	1	250
RST-152	1.30	.87	.55	.43	5/16-18	.55	1	250

Black Thermoplastic Six Lobed Plated Steel Stud Inch



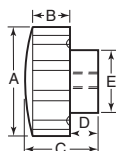
Item No.	A	B	C	D	Stud		Pack Qty.	Bulk Pack Qty.
					Thread	Length		
RST-153	1.30	.87	.55	.43	1/4-20	1.25	1	250
RST-154	1.30	.87	.55	.43	5/16-18	1.75	1	250



LOBED KNOBS

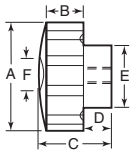
Buy One or Buy Bulk & SAVE

Black Polypropylene Six Lobed Blind Hole Brass Insert Inch



Item No.	A	B	C	D	E	Insert		Pack Qty.	Bulk Pack Qty.
						Thread	Depth		
DK-830	1 1/2	1/2	1	3/8	3/4	1/4-20	3/8	1	250
DK-835	1 1/2	1/2	1	3/8	3/4	3/16-18	3/8	1	250
DK-840	1 1/2	1/2	1	3/8	3/4	3/8-16	3/8	1	250
DK-845	2 3/32	39/64	1 1/8	3/8	3/4	3/16-18	3/4	1	250
DK-850	2 3/32	39/64	1 1/8	3/8	3/4	3/8-16	3/4	1	250
DK-855	2 3/32	39/64	1 1/8	3/8	3/4	1/2-13	3/4	1	250

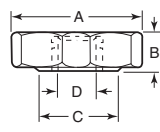
Black Polypropylene or Polyethylene Six Lobed Thru Hole Brass Insert Inch



Item No.	A	B	C	D	E	F	Insert		Pack Qty.	Bulk Pack Qty.
							Thread	Depth		
DK-860	1 1/2	1/2	1	3/8	3/4	27/64	1/4-20	3/8	1	250
DK-865	1 1/2	1/2	1	3/8	3/4	27/64	3/16-18	3/8	1	250
DK-870	1 1/2	1/2	1	3/8	3/4	27/64	3/8-16	3/8	1	250
DK-875*	2 3/32	19/32	1 1/8	3/8	3/4	27/64	1/4-20	3/8	1	250
DK-880*	2 3/32	19/32	1 1/8	3/8	3/4	27/64	3/16-18	3/8	1	250
DK-885*	2 3/32	19/32	1 1/8	3/8	3/4	27/64	3/8-16	3/8	1	250

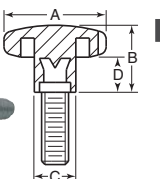
*Polyethylene

Black Plastic Six Lobed Thru Hole Steel Insert Inch



Item No.	A	B	C	D	Pack Qty.	Bulk Pack Qty.	Item No.	A	B	C	D	Pack Qty.	Bulk Pack Qty.
JCL-1385	1.57	.47	.91	3/16-18	1	250	JCL-1405	1.97	.55	.98	3/16-18	1	250
JCL-1390	1.57	.47	.91	3/8-16	1	250	JCL-1410	1.97	.55	.98	3/8-16	1	250
JCL-1395	1.57	.47	.91	1/2-13	1	250	JCL-1415	1.97	.55	.98	1/2-13	1	250

Black Phenolic Seven Lobed Plated Steel Stud Inch



Item No.	A	B	C	D	Stud		Pack Qty.	Bulk Pack Qty.
					Thread	Length		
RST-47	1.26	.79	.51	.43	1/4-20	1.25	1	250
RST-48	1.57	.98	.75	.55	3/16-18	1.50	1	250
RST-49	1.97	1.26	.79	.67	3/8-16	1.75	1	250
RST-50	2.48	1.57	.91	.98	1/2-13	2.00	1	250

KNS Series Black Polypropylene Six Lobed Zinc Plated Steel Stud and Insert Inch



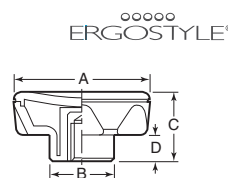
Female

Male

Features:

- Economical design for light-duty securing and clamping applications
- Resistant to water and solvents

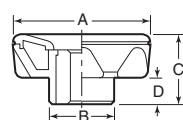
Black Technopolymer Six Lobed Blind Hole Tapped or Reamed Brass Insert Inch



ERGOSTYLE®

Item No.	A	B	C	D	Tapped or Reamed Hole		Pack Qty.	Bulk Pack Qty.
					Thread/Dia.	Depth		
ESP-315	2.20	1.04	1.14	.43	3/16 Ream	.59	1	100
ESP-320	2.20	1.04	1.14	.43	3/16-18	.51	1	100
ESP-325	2.76	1.28	1.38	.51	3/8 Ream	.79	1	100
ESP-330	2.76	1.28	1.38	.51	3/8-16	.67	1	100

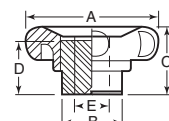
Black Technopolymer Six Lobed Thru Hole Reamed Steel Hub Inch



ERGOSTYLE®

Item No.	A	B	C	D	Thru Hole		Pack Qty.	Bulk Pack Qty.
					Dia.	Depth		
ESP-335	2.20	1.04	1.14	.43	.394	0.87	1	100
ESP-340	2.76	1.28	1.38	.51	.472	1.06	1	100

Black Technopolymer or Phenolic Six Lobed w/o Revolving Handle Blank or Thru Hole Steel Hub Inch



Constructed from tough, smooth plastic. Highly polished with all parting lines removed. Molded in black oxide steel hub.

Item No.	A	B	C	D	E	No. of Lobes	Pack Qty.	Bulk Pack Qty.
KHN-5	1.97	.79	1.14	.83	Blank	6	1	50
KHN-30*	1.97	.79	1.14	.83	.312	6	1	25
KHN-10	2.72	1.18	1.30	.98	Blank	6	1	50
KHN-35*	2.72	1.18	1.30	.98	.375	6	1	25
KHN-105*	2.72	1.18	1.30	.98	3/8-16	6	1	50
KHN-15	3.15	1.38	1.57	1.18	Blank	6	1	50
KHN-110*	3.15	1.38	1.57	1.18	1/2-13	6	1	50
Phenolic								
KHN-40*	3.15	1.38	1.57	1.18	.500	6	1	25
KHN-45	3.90	1.42	1.73	1.34	Blank	6	1	25
KHN-50*	3.90	1.42	1.73	1.34	.500	6	1	25
KHN-55**	5.07	1.57	1.85	1.34	Blank	8	1	25

*Thru hole

**8-Lobe

Female Knobs

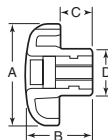
Item No.	A		Thread Size	Pack Qty.	Bulk Pack Qty.
	In	mm			
KNS1400A	1.575	40.0	5/16 - 18	1	250
KNS1500A	2.362	60.0	5/16 - 18	1	250

Male Knobs

Item No.	A		Thread Size	Stud Length		Pack Qty.	Bulk Pack Qty.
	In	mm		In	mm		
KNS3000A	1.575	40.0	1/4 - 20	0.750	19.1	1	250
KNS3100A	1.575	40.0	1/4 - 20	1.375	34.9	1	250
KNS3200A	1.575	40.0	5/16 - 18	0.750	19.1	1	250
KNS3300A	1.575	40.0	5/16 - 18	0.500	12.7	1	250
KNS3400A	1.575	40.0	5/16 - 18	1.000	25.4	1	250
KNS3500A	1.575	40.0	5/16 - 18	1.500	38.1	1	250
KNS3600A	2.362	60.0	5/16 - 18	0.750	19.1	1	250
KNS3700A	2.362	60.0	5/16 - 18	1.500	38.1	1	250

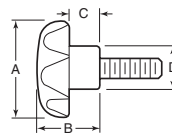


**Black Thermoplastic
Seven Lobed Blind Hole
Plated Steel or Stainless Insert
Inch or Metric**



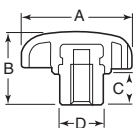
Steel		Stainless								Steel		Stainless							
Item No.	Item No.	A	B	C	D	Insert Thread	Insert Depth	Pack Qty.	Bulk Pack Qty.	Item No.	Item No.	A	B	C	D	Insert Thread	Insert Depth	Pack Qty.	Bulk Pack Qty.
Inch										Metric									
KBP-249	—	.98	.63	.31	.47	8-32	.39	1	250	KPB-1078	—	25	16	8	12	M4 x .70	10	1	250
KBP-250	KBP-282	.98	.63	.31	.47	10-32	.39	1	250	KPB-1079	—	25	16	8	12	M5 x .80	10	1	250
KBP-251	—	.98	.63	.31	.47	1/4-20	.39	1	250	KPB-1080	—	25	16	8	12	M6 x 1.00	10	1	250
KBP-252	—	1.26	.79	.39	.55	10-32	.39	1	250	KPB-1081	—	32	20	10	14	M5 x .80	10	1	250
KBP-253	KBP-283	1.26	.79	.39	.55	1/4-20	.39	1	250	KPB-1082	—	32	20	10	14	M6 x 1.00	10	1	250
KBP-254	KBP-284	1.57	.98	.51	.71	5/16-18	.55	1	250	KPB-1083	—	40	25	13	18	M8 x 1.25	14	1	250
KBP-255	—	1.57	.98	.51	.71	3/8-16	.55	1	250	KPB-1084	—	40	25	13	18	M10 x 1.50	14	1	250
KBP-256	—	1.97	1.26	.67	.87	5/16-18	.55	1	250	KPB-1085	—	50	32	17	22	M8 x 1.25	14	1	250
KBP-257	KBP-285	1.97	1.26	.67	.87	3/8-16	.55	1	250	KPB-1086	—	50	32	17	22	M10 x 1.50	14	1	250
KBP-258	—	1.97	1.26	.67	.87	1/2-13	.71	1	250	KPB-1087	—	50	32	17	22	M12 x 1.75	18	1	250
KBP-259	—	2.48	1.57	.83	1.02	3/8-16	.55	1	250	KPB-1088	—	63	40	21	26	M10 x 1.50	14	1	250
KBP-260	KBP-286	2.48	1.57	.83	1.02	1/2-13	.71	1	250	KPB-1089	—	63	40	21	26	M12 x 1.75	18	1	250
KBP-261	—	2.48	1.57	.83	1.02	5/8-11	.71	1	250	KPB-1090	—	63	40	21	26	M16 x 2.00	18	1	250

**Black Thermoplastic
Seven Lobed
Plated Steel or Stainless Stud
Inch or Metric**



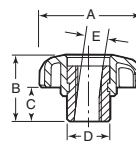
Steel		Stainless								Steel		Stainless							
Item No.	Item No.	A	B	C	D	Stud Thread	Stud Length	Pack Qty.	Bulk Pack Qty.	Item No.	Item No.	A	B	C	D	Stud Thread	Stud Length	Pack Qty.	Bulk Pack Qty.
Inch										Metric									
KBP-262	KBP-287	.98	.63	.31	.47	10-32	.39	1	250	KPB-1095	—	25	16	8	12	M6x1.00	20	1	250
KBP-263	KBP-288	.98	.63	.31	.47	10-32	.79	1	250	KPB-1096	—	25	16	8	12	M6 x 1.00	30	1	250
KBP-264	—	.98	.63	.31	.47	1/4-20	.79	1	250	KPB-1097	—	32	20	10	14	M6 x 1.00	10	1	250
KBP-265	—	.98	.63	.31	.47	1/4-20	1.18	1	250	KPB-1098	—	32	20	10	14	M6 x 1.00	20	1	250
KBP-266	KBP-289	1.26	.79	.39	.55	1/4-20	.79	1	250	KPB-1099	—	32	20	10	14	M6 x 1.00	30	1	250
KBP-267	KBP-290	1.26	.79	.39	.55	1/4-20	1.18	1	250	KPB-1108	—	40	25	13	18	M10 x 1.50	30	1	250
KBP-268	—	1.26	.79	.39	.55	5/16-18	.79	1	250	KPB-1109	—	50	32	17	22	M10 x 1.50	15	1	250
KBP-269	—	1.26	.79	.39	.55	5/16-18	1.57	1	250	KPB-1100	—	32	20	10	14	M8 x 1.25	15	1	250
KBP-270	KBP-292	1.57	.98	.51	.71	5/16-18	.79	1	250	KPB-1101	—	32	20	10	14	M8 x 1.25	20	1	250
KBP-271	KBP-293	1.57	.98	.51	.71	5/16-18	1.57	1	250	KPB-1102	—	32	20	10	14	M8 x 1.25	30	1	250
KBP-272	—	1.57	.98	.51	.71	3/8-16	.79	1	250	KPB-1103	—	40	25	13	18	M8 x 1.25	15	1	250
KBP-273	—	1.57	.98	.51	.71	3/8-16	1.57	1	250	KPB-1104	—	40	25	13	18	M8 x 1.25	20	1	250
KBP-274	—	1.97	1.26	.67	.87	3/8-16	.79	1	250	KPB-1105	—	40	25	13	18	M8 x 1.25	30	1	250
KBP-275	KBP-294	1.97	1.26	.67	.87	3/8-16	1.57	1	250	KPB-1106	—	40	25	13	18	M10 x 1.50	15	1	250
KBP-276	—	1.97	1.26	.67	.87	1/2-13	1.18	1	250	KPB-1107	—	40	25	13	18	M10 x 1.50	20	1	250
KBP-277	—	1.97	1.26	.67	.87	1/2-13	2.36	1	250	KPB-1110	—	50	32	17	22	M10 x 1.50	20	1	250
KBP-278	—	2.48	1.57	.83	1.02	3/8-16	.79	1	250	KPB-1111	—	50	32	17	22	M10 x 1.50	30	1	250
KBP-279	—	2.48	1.57	.83	1.02	3/8-16	1.57	1	250	KPB-1112	—	50	32	17	22	M12 x 1.75	15	1	250
KBP-280	—	2.48	1.57	.83	1.02	1/2-13	1.18	1	250	KPB-1113	—	50	32	17	22	M12 x 1.75	20	1	250
KBP-281	—	2.48	1.57	.83	1.02	1/2-13	2.36	1	250	KPB-1114	—	50	32	17	22	M12 x 1.75	30	1	250
KPB-1091	—	25	16	8	12	M5 x .80	10	1	250	KPB-1115	—	63	40	21	26	M10 x 1.50	20	1	250
KPB-1092	—	25	16	8	12	M5 x .80	20	1	250	KPB-1116	—	63	40	21	26	M10 x 1.50	30	1	250
KPB-1093	—	25	16	8	12	M5 x .80	30	1	250	KPB-1117	—	63	40	21	26	M12 x 1.75	20	1	250
KPB-1094	—	25	16	6	12	M6x1.00	10	1	250	KPB-1118	—	63	40	21	26	M12 x 1.75	30	1	250
										KPB-1119	—	63	40	21	26	M16 x 2.00	30	1	250

**Black Thermoplastic
Seven Lobed
Plated Steel Hub Insert
Inch or Metric**



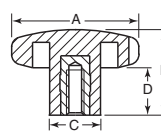
Item No.	A	B	C	D	Insert		Pack Qty.	Bulk Pack Qty.
					Thread	Depth		
Inch								
KBP-295	.98	.63	.24	.39	10-32	.33	1	250
KBP-296	1.26	.79	.33	.47	1/4-20	.47	1	250
KBP-297	1.57	.98	.39	.53	1/4-20	.55	1	250
KBP-298	1.57	.98	.39	.53	5/16-18	.55	1	250
KBP-299	1.97	1.26	.47	.75	5/16-18	.71	1	250
KBP-300	1.97	1.26	.47	.75	3/8-16	.71	1	250
KBP-301	2.48	1.57	.59	.75	3/8-16	.87	1	250
KBP-302	2.48	1.57	.59	.75	1/2-13	.87	1	250
KBP-303	2.48	1.57	.59	.91	5/8-11	.87	1	250
Metric								
KPB-1120	25	16	6	10	M5	9.5	1	250
KPB-1121	32	20	8.5	12	M6	12	1	250
KPB-1122	40	25	10	13.5	M6	14	1	250
KPB-1123	40	25	10	13.5	M8	14	1	250
KPB-1124	50	32	12	19	M8	18	1	250
KPB-1125	50	32	12	19	M10	18	1	250
KPB-1126	63	40	15	19	M10	22	1	250
KPB-1127	63	40	15	19	M12	22	1	250
KPB-1128	63	40	15	23	M16	22	1	250

**Black Thermoplastic
Seven Lobed Quick Acting
Plated Steel Hub Insert
Metric**



Item No.	A	B	C	D	E	Thread	Pack Qty.	Bulk Pack Qty.
KPB-1129	25	15.5	8	10	5.2	M5 x .80	1	250
KPB-1130	32	19.5	10	12	6.2	M6 x 1.00	1	250
KPB-1131	40	24.5	13	13.5	8.3	M8 x 1.25	1	250
KPB-1132	50	31	17	19	10.3	M10 x 1.50	1	250
KPB-1133	63	39.5	21	19	12.3	M12 x 1.75	1	100

**Black Phenolic
Seven Lobed
Brass Insert
Inch**



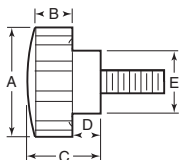
Item No.	A	B	C	D	Insert		Pack Qty.	Bulk Pack Qty.
					Thread	Depth		
RST-43	1.26	.79	.51	.43	1/4-20	.39	1	250
RST-44	1.57	.98	.75	.55	5/16-18	.55	1	250
RST-45	1.97	1.26	.79	.67	3/8-16	.55	1	250
RST-46	2.48	1.57	.91	.98	1/2-13	.75	1	250



LOBED KNOBS

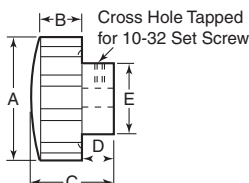
Buy One or
Buy Bulk & SAVE

**Black Phenolic or Thermoplastic
Eight Lobed
Plated Steel and Stainless Stud
Inch**



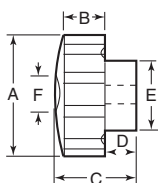
Steel	Stainless						Stud Thread	Stud Length	Pack Qty.	Bulk Pack Qty.
Item No.	Item No.	A	B	C	D	E				
Phenolic										
DK-71	DKS-71	1 3/8	23/64	27/32	25/64	27/32	1/4-20	1/2	1	250
DK-72	DKS-72	1 3/8	23/64	27/32	25/64	27/32	1/4-20	1	1	250
DK-73	DKS-73	1 3/8	23/64	27/32	25/64	27/32	3/16-18	1/2	1	250
DK-74	DKS-74	1 3/8	23/64	27/32	25/64	27/32	3/16-18	1	1	250
DK-26	DKS-26	1 3/4	7/16	1 1/16	1/2	1 1/16	3/16-18	3/4	1	250
DK-27	DKS-27	1 3/4	7/16	1 1/16	1/2	1 1/16	3/16-18	1 1/2	1	250
DK-28	DKS-28	1 3/4	7/16	1 1/16	1/2	1 1/16	3/16-16	3/4	1	250
DK-29	DKS-29	1 3/4	7/16	1 1/16	1/2	1 1/16	3/16-16	1 1/2	1	250
DK-5	DKS-5	2 3/8	1/2	1 9/16	5/8	1 1/4	3/16-16	1	1	250
DK-6	DKS-6	2 3/8	1/2	1 9/16	5/8	1 1/4	3/16-16	2	1	250
DK-7	DKS-7	2 3/8	1/2	1 9/16	5/8	1 1/4	1/2-13	1	1	250
DK-8	DKS-8	2 3/8	1/2	1 9/16	5/8	1 1/4	1/2-13	2	1	250
Thermoplastic										
DK-169	—	3 3/4	5/8	1 5/8	3/4	2	5/16-18	3/4	1	250
DK-170	—	3 3/4	5/8	1 5/8	3/4	2	3/16-18	1	1	250

**Black Phenolic
Eight Lobed
Brass Bushing
Inch**



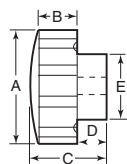
Item No.	A	B	C	D	E	Bushing		Pack Qty.	Bulk Pack Qty.
						Dia.	Depth		
DK-23	1 3/4	7/16	1 1/16	1/2	1 1/16	3/8	1/2	1	250
DK-1	2 3/8	1/2	1 5/16	5/8	1 1/4	3/8	1/2	1	250
DK-2	2 3/8	1/2	1 5/16	5/8	1 1/4	1/2	5/8	1	250

**Black Phenolic
Eight Lobed Thru Hole
Brass Insert
Inch**



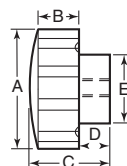
Item No.	A	B	C	D	E	F	Insert		Pack Qty.	Bulk Pack Qty.
							Thread	Depth		
DK-570	1 3/4	29/64	61/64	1/2	1 1/16	5/8	1/4-20	5/8	1	250
DK-575	1 3/4	29/64	61/64	1/2	1 1/16	5/8	3/16-18	5/8	1	250
DK-580	1 3/4	29/64	61/64	1/2	1 1/16	5/8	3/8-16	5/8	1	250
DK-585	1 3/4	29/64	61/64	1/2	1 1/16	5/8	1/2-13	5/8	1	250
DK-120	2 3/8	1/2	1 9/32	5/8	1 1/4	3/4	3/16-18	3/8	1	250
DK-121	2 3/8	1/2	1 9/32	5/8	1 1/4	3/4	3/8-16	3/8	1	250
DK-122	2 3/8	1/2	1 9/32	5/8	1 1/4	3/4	1/2-13	3/8	1	250

**Black Phenolic or Thermoplastic
Eight Lobed
Brass Insert
Inch or Metric**



Item No.	A	B	C	D	E	Insert		Pack Qty.	Bulk Pack Qty.
						Thread	Depth		
Phenolic - Inch									
DK-555	1 3/8	23/64	27/32	25/64	27/32	10-32	5/16	1	250
DK-69	1 3/8	23/64	27/32	25/64	27/32	1/4-20	7/16	1	250
DK-70	1 3/8	23/64	27/32	25/64	27/32	5/16-18	7/16	1	250
DK-590	1 3/4	7/16	1 1/16	—	3/4	1/4-20	3/8	1	250
DK-595	1 3/4	7/16	1 1/16	—	3/4	5/16-18	3/8	1	250
DK-615	1 3/4	7/16	1 1/16	—	3/4	3/8-16	3/8	1	250
DK-620	1 3/4	7/16	1 1/16	—	3/4	1/2-13	7/16	1	250
DK-560	1 3/4	7/16	1 1/16	1/2	1 1/16	1/4-20	7/16	1	250
DK-24	1 3/4	7/16	1 1/16	1/2	1 1/16	5/16-18	7/16	1	250
DK-25	1 3/4	7/16	1 1/16	1/2	1 1/16	3/8-16	1/2	1	250
DK-625	2 3/8	1/2	1 9/16	—	3/4	1/4-20	7/16	1	250
DK-630	2 3/8	1/2	1 9/16	—	3/4	5/16-18	7/16	1	250
DK-635	2 3/8	1/2	1 9/16	—	3/4	3/8-16	1/2	1	250
DK-640	2 3/8	1/2	1 9/16	—	3/4	1/2-13	3/8	1	250
DK-3	2 3/8	1/2	1 9/16	5/8	1 1/4	3/8-16	1/2	1	250
DK-4	2 3/8	1/2	1 9/16	5/8	1 1/4	1/2-13	3/8	1	250
DK-37	3 3/4	5/8	1 7/8	7/8	2	3/8-16	1/2	1	250
DK-38	3 3/4	5/8	1 7/8	7/8	2	1/2-13	3/8	1	250
DK-565	3 3/4	5/8	1 7/8	7/8	2	3/8-11	3/4	1	250
DK-39	3 3/4	5/8	1 7/8	7/8	2	5/8-18	3/4	1	250
Phenolic - Metric									
DK-1160	1 3/4	7/16	1 1/16	1/2	1 1/16	M6 x 1.0	7/16	1	250
DK-1161	1 3/4	7/16	1 1/16	1/2	1 1/16	M8 x 1.25	7/16	1	250
DK-1162	1 3/4	7/16	1 1/16	1/2	1 1/16	M10 x 1.50	1/2	1	250
DK-1163	2 3/8	1/2	1 9/16	5/8	1 1/4	M8 x 1.25	7/16	1	250
DK-1164	2 3/8	1/2	1 9/16	5/8	1 1/4	M10 x 1.50	1/2	1	250
DK-1165	2 3/8	1/2	1 9/16	5/8	1 1/4	M12 x 1.75	1 9/32	1	250
Thermoplastic - Inch									
DK-177	3 3/4	5/8	1 5/8	3/4	2	3/8-16	.885	1	250
DK-197	3 3/4	5/8	1 5/8	3/4	2	1/4-20	5/8	1	250

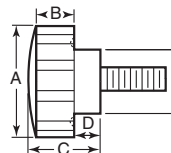
**Black Phenolic
Ribbed Fingertip Grip
Brass or Steel Insert
Inch**



Item No.	A	B	C	D	E	Insert		Pack Qty.	Bulk Pack Qty.
						Thread	Depth		
DK-158	7/8	3/8	1/2	1/8	5/8	10-32	5/16	1	250
DK-159	1 1/4	3/8	3/4	3/8	5/8	1/4-20	3/8	1	250
DK-160	1 1/2	3/8	3/4	3/8	1 1/16	1/4-20	3/8	1	250
DK-163*	3	2 3/32	1 3/8	2 3/32	1 1/4	3/8-16	1/2	1	250
DK-164*	3	2 3/32	1 1/2	2 3/32	1 1/4	1/2-13	5/8	1	250

*Steel insert

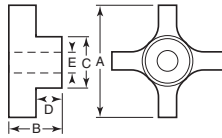
**Black Phenolic
Ribbed Fingertip Grip
Plated Steel Stud
Inch**



Item No.	A	B	C	D	E	Stud		Pack Qty.	Bulk Pack Qty.
						Thread	Length		
DK-145	7/8	3/8	3/4	3/8	5/8	10-32	3/4	1	250
DK-146	7/8	3/8	1/2	1/8	5/8	10-32	1	1	250
DK-147	7/8	3/8	1/2	1/8	5/8	1/4-20	9/16	1	250
DK-148	1 1/4	3/8	3/4	3/8	5/8	1/4-20	3/4	1	250
DK-149	1 1/4	3/8	3/4	3/8	5/8	1/4-20	1	1	250
DK-150	1 1/2	3/8	3/4	3/8	1 1/16	1/4-20	9/16	1	250
DK-151	1 1/2	3/8	3/4	3/8	1 1/16	3/16-18	1/2	1	250
DK-152	2	1 1/16	1 1/16	—	3/8	1/4-20	1	1	250
DK-153	2	1 1/16	1 1/16	—	3/8	3/16-18	1	1	250
DK-154	2	1 1/16	1 1/16	—	3/8	3/8-16	1	1	250
DK-155	2 1/2	1 1/16	1 1/16	5/8	1 1/4	3/8-16	1	1	250
DK-156	2 1/2	1 1/16	1 1/16	5/8	1 1/4	1/2-13	1	1	250
DK-157	3	2 3/32	1 1/4	1 9/32	1 1/4	3/8-16	1	1	250



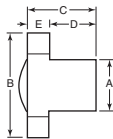
**Extruded Aluminum Luster Finish
Four Lobed
Blank, Reamed or Tapped
Inch**



Item No.	A	B	C	D	E	Pack Qty.	Bulk Pack Qty.
STT-1	1	7/8	1/2	1/2	Blank	1	250
STT-2T	1	7/8	1/2	1/2	1/4-20	1	250
STT-3R	1	7/8	1/2	1/2	1/4 Ream	1	250
STT-4	1 1/2	7/8	5/8	3/8	Blank	1	250
STT-5T	1 1/2	7/8	5/8	3/8	3/16-18	1	250
STT-6R	1 1/2	7/8	5/8	3/8	5/16 Ream	1	250
STT-7	2	1	13/16	1/2	Blank	1	250
STT-8T	2	1	13/16	1/2	3/16-16	1	250
STT-9R	2	1	13/16	1/2	3/8 Ream	1	250
STT-10	2 1/2	1 1/8	1	9/16	Blank	1	100
STT-11T	2 1/2	1 1/8	1	9/16	1/2-13	1	100
STT-12R	2 1/2	1 1/8	1	9/16	1/2 Ream	1	100
STT-13	3	1 1/4	1 1/4	5/8	Blank	1	100
STT-14T	3	1 1/4	1 1/4	5/8	5/16-13	1	100
STT-15R	3	1 1/4	1 1/4	5/8	3/8 Ream	1	100

NOTE: Dimension E reamed hole size $\pm .000/- .002$

**Cast Iron
Four or Five Lobed
Blank
Inch**



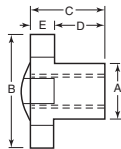
Item No.	A	B	C	D	E	Pack Qty.	Bulk Pack Qty.
KP-2	3/16	1 1/8	3/4	3/8	3/8	1	250
KP-3	5/16	1 1/2	7/8	1/2	3/8	1	250
KP-4	3/4	2	7/8	1/2	3/8	1	250
KP-5	1	2 1/2	2 1/4	1 3/4	1/2	1	250
KP-6	1 1/8	2 1/2	1 1/2	1	1/2	1	250
KP-7*	1 1/2	3	1 3/4	1 1/4	1/2	1	250
KP-8	1 3/8	2 3/4	1 3/4	1 1/4	1/2	1	250

*Five Lobes

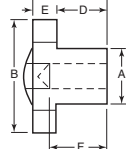
**Cast Iron
Four or Five Lobed
Tapped or Reamed
Inch**



Tapped



Reamed



Tapped entire length of knob. Reamed hole depth is "F" dimension. Reamed hole is $\pm .000/- .002$ ". Bottom end of knob faced square with hole.

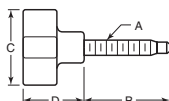
Tapped				Reamed				A	B	C	D	E	F
Item No.	Thread	Pack Qty.	Bulk Pack Qty.	Item No.	Ream	Pack Qty.	Bulk Pack Qty.						
TP-2A	1/4-20	1	250	RP-2A	1/4	1	100	9/16	1 1/8	1 1/16	5/16	3/8	3/8
TP-3A	1/4-20	1	250	RP-3A	1/4	1	100	5/8	1 1/2	1 9/16	7/16	3/8	1/2
TP-4A	5/16-18	1	250	RP-4A	5/16	1	100	3/4	2	1 9/16	7/16	3/8	1/2
TP-5A	3/8-16	1	250	RP-5A	3/8	1	100	1	2 1/2	2 3/16	1 1/16	1/2	1 1/4
TP-6A	3/8-16	1	250	RP-6A	3/8	1	100	1 1/8	2 1/2	1 7/16	15/16	1/2	1
TP-6B	1/2-13	1	250	RP-6B	1/2	1	100	1 1/8	2 1/2	1 7/16	15/16	1/2	1
TP-7A*	1/2-13	1	100	RP-7A*	1/2	1	100	1 1/2	3	1 11/16	1 3/16	1/2	1 1/4
TP-7B*	5/8-11	1	100	RP-7B*	5/8	1	100	1 1/2	3	1 11/16	1 3/16	1/2	1 1/4
TP-8A	1/2-13	1	100	RP-8A	1/2	1	100	1 3/8	2 3/4	1 11/16	1 3/16	1/2	1 1/4
TP-8B	5/8-11	1	100	RP-8B	5/8	1	100	1 3/8	2 3/4	1 11/16	1 3/16	1/2	1 1/4

*Five Lobes

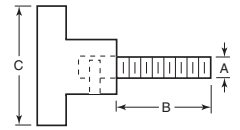
**Cast Iron
Five Lobed
Steel Stud Dog Point
Inch**



Powdered steel knob with black finish. Stud is heat treated with black oxide finish.

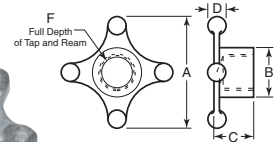


**Extruded Aluminum Luster Finish
Four Lobed Assemblies
Black Oxide Stud
Inch**



Item No.	A	B	C	Knob Used	Pack Qty.	Bulk Pack Qty.
AKA-1	1/4-20	1 3/4	1 1/2	STT-4	1	50
AKA-2	1/4-20	3	1 1/2	STT-4	1	50
AKA-3	5/16-18	1 3/4	2	STT-7	1	50
AKA-4	5/16-18	3	2	STT-7	1	50
AKA-5	3/8-16	1 3/4	2 1/2	STT-10	1	50
AKA-6	3/8-16	3	2 1/2	STT-10	1	50
AKA-7	1/2-13	1 3/4	2 1/2	STT-10	1	50
AKA-8	1/2-13	3	2 1/2	STT-10	1	50
AKA-9	5/8-11	1 3/4	3	STT-13	1	50
AKA-10	5/8-11	3	3	STT-13	1	50

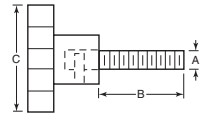
**Aluminum
Four Lobed
Blank, Tapped or Reamed
Inch**



Made from 319 aluminum alloy. Thread is 2B-UNC. Reamed holes are $\pm .002/- .000$ ".

Item No.	A	B	C	D	Hole Type	F	Pack Qty.	Bulk Pack Qty.
JAC-101	1 1/4	3/16	3/4	5/16	Blank	—	1	250
JAC-102	1 1/4	3/16	3/4	5/16	1/4 Ream	1/2	1	250
JAC-104	1 1/4	3/16	3/4	5/16	1/4-20	1/2	1	250
JAC-105	1 1/4	3/16	3/4	5/16	3/16-18	1/2	1	250
JAC-106	1 1/2	1 1/16	7/8	3/8	Blank	—	1	250
JAC-108	1 1/2	1 1/16	7/8	3/8	3/8 Ream	5/8	1	250
JAC-109	1 1/2	1 1/16	7/8	3/8	3/16-18	5/8	1	250
JAC-110	1 1/2	1 1/16	7/8	3/8	3/8-16	5/8	1	250
JAC-111	2 1/8	7/8	1 1/4	1/2	Blank	—	1	250
JAC-112	2 1/8	7/8	1 1/4	1/2	3/8 Ream	7/8	1	250
JAC-113	2 1/8	7/8	1 1/4	1/2	1/2 Ream	7/8	1	250
JAC-114	2 1/8	7/8	1 1/4	1/2	3/8-16	7/8	1	250
JAC-115	2 1/8	7/8	1 1/4	1/2	1/2-13	7/8	1	250
JAC-116	3	1 1/8	1 3/4	1 1/16	Blank	—	1	250
JAC-118	3	1 1/8	1 3/4	1 1/16	5/8 Ream	1 1/4	1	250
JAC-119	3	1 1/8	1 3/4	1 1/16	3/4 Ream	1 1/4	1	250
JAC-120	3	1 1/8	1 3/4	1 1/16	1/2-13	1 1/4	1	250
JAC-121	3	1 1/8	1 3/4	1 1/16	5/8-11	1 1/4	1	250
JAC-122	3	1 1/8	1 3/4	1 1/16	3/4-10	1 1/4	1	250

**Cast Iron
Four Lobed
Steel Stud Flat Point
Inch**



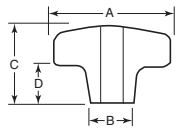
Cast iron knob with black oxide stud. Stud assembled to knob and held in place with spring pin. Suitable for many clamping applications.

Item No.	A	B	C	Knob Used	Pack Qty.	Bulk Pack Qty.
KA-1	1/4-20	1 3/4	2	KP-4	1	100
KA-2	1/4-20	3	2	KP-4	1	100
KA-3	5/16-18	1 3/4	2	KP-4	1	100
KA-4	5/16-18	3	2	KP-4	1	100
KA-5	3/8-16	1 3/4	2 1/2	KP-6	1	100
KA-6	3/8-16	3	2 1/2	KP-6	1	100
KA-7	1/2-13	1 3/4	2 1/2	KP-6	1	100
KA-8	1/2-13	3	2 1/2	KP-6	1	100
KA-9	5/8-11	1 3/4	2 1/2	KP-8	1	100
KA-10	5/8-11	3	2 1/2	KP-8	1	50

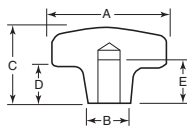
Item No.	A	B	C	D	Pack Qty.	Bulk Pack Qty.
KA-201	1/4-20	1	1 1/8	5/8	1	100
KA-202	1/4-20	1 1/2	1 1/8	5/8	1	100
KA-203	5/16-18	1 3/4	1 1/2	7/8	1	100
KA-204	5/16-18	2 1/2	1 1/2	7/8	1	100
KA-205	3/8-16	1 1/2	2	1 1/8	1	100
KA-206	3/8-16	2	2	1 1/8	1	100
KA-207	3/8-16	2 1/2	2	1 1/8	1	100
KA-208	1/2-13	1 1/2	2 1/2	1 1/2	1	100
KA-210	1/2-13	2 1/2	2 1/2	1 1/2	1	100
KA-211	1/2-13	3	2 1/2	1 1/2	1	100
KA-213	5/8-11	3	2 1/2	1 1/2	1	100



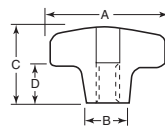
Stainless Steel Type 303
Four Lobed
Reamed or Tapped
Inch



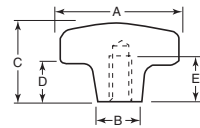
Reamed Thru



Reamed



Tapped Thru



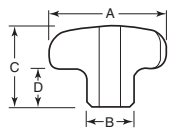
Tapped



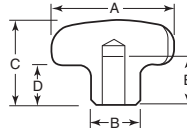
Reamed Thru		Reamed						Pack Qty.	Bulk Pack Qty.
Item No.	Ream	Item No.	E	A	B	C	D		
KHJ-150	1/4	KHJ-158	.47	1.25	.47	.79	.39	1	50
KHJ-152	5/16	KHJ-160	.59	1.57	.55	.98	.51	1	50
KHJ-154	3/8	KHJ-162	.71	1.96	.71	1.26	.67	1	50
KHJ-156	1/2	KHJ-164	.87	2.48	.79	1.57	.85	1	50

Tapped Thru		Tapped						Pack Qty.	Bulk Pack Qty.
Item No.	Thread	Item No.	E	A	B	C	D		
KHJ-216	1/4-20	KHJ-224	.47	1.25	.47	.82	.39	1	50
KHJ-218	5/16-18	KHJ-226	.59	1.57	.55	1.02	.51	1	50
KHJ-220	3/8-16	KHJ-228	.71	1.96	.71	1.33	.66	1	50
KHJ-222	1/2-13	KHJ-230	.86	2.48	.78	1.65	.82	1	50

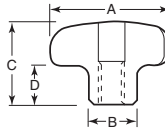
Stainless Steel Type 303
Seven Lobed
Reamed or Tapped
Inch



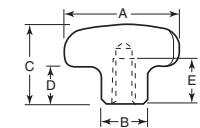
Reamed Thru



Reamed



Tapped Thru



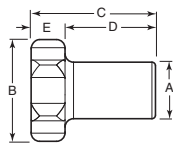
Tapped



Reamed Thru		Reamed						Pack Qty.	Bulk Pack Qty.
Item No.	Ream	Item No.	E	A	B	C	D		
KHJ-200	1/4	KHJ-208	.47	1.25	.47	.82	.39	1	50
KHJ-202	5/16	KHJ-210	.59	1.57	.55	1.02	.51	1	50
KHJ-204	3/8	KHJ-212	.71	1.96	.71	1.33	.66	1	50
KHJ-206	1/2	KHJ-214	.86	2.48	.78	1.65	.82	1	50

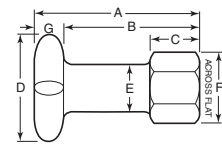
Tapped Thru		Tapped						Pack Qty.	Bulk Pack Qty.
Item No.	Thread	Item No.	E	A	B	C	D		
KHJ-166	1/4-20	KHJ-174	.47	1.25	.47	.79	.39	1	50
KHJ-168	5/16-18	KHJ-176	.59	1.57	.55	.98	.51	1	50
KHJ-170	3/8-16	KHJ-178	.71	1.96	.71	1.26	.67	1	50
KHJ-172	1/2-13	KHJ-180	.87	2.48	.79	1.57	.85	1	50

Cast Iron
Six Lobed
Long Shank
Blank
Inch



Item No.	A	B	C	D	E	Pack Qty.	Bulk Pack Qty.
KC-0	5/8	1 1/8	1 3/8	1	3/8	1	250
KC-1	7/8	1 1/2	2	1 1/2	1/2	1	250
KC-2	7/8	2	2	1 1/2	1/2	1	250
KC-3	1 1/4	2 3/4	1 1/4	3/4	1/2	1	250
KC-4	1 1/4	2 3/4	2	1 1/2	1/2	1	250
KC-5	1 3/8	3 1/2	1 1/2	7/8	3/8	1	250

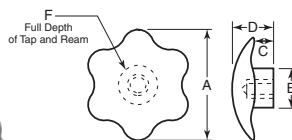
Cast Iron
Six Lobed
Long Shank
Blank
Inch



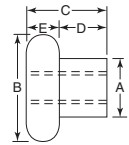
Knob with wrench hexagon.

Item No.	A	B	C	D	E	F	G	Pack Qty.	Bulk Pack Qty.
KL-1	3	2 1/2	7/8	2	7/8	1 1/2	1/2	1	100
KL-2	3 1/2	2 7/8	1	2 1/2	1	1 1/2	3/8	1	100
KL-3	4	3 3/8	1 1/8	3	1 1/4	1 1/2	3/8	1	100

Aluminum
Six or Eight Lobed
Blank, Reamed or Tapped
Inch



Cast Iron
Six Lobed
Short Shank
Reamed or Tapped
Inch



Tapped



Reamed

Tapped entire length of knob. Reamed hole depth is "F" dimension. Reamed hole is +.000/-.002". Bottom end of knob faced square with hole.

Reamed		Tapped						Pack Qty.	Bulk Pack Qty.	
Item No.	Ream	Item No.	Thread	A	B	C	D			E
RC-0A	1/4	TC-0A	1/4-20	5/8	1 1/8	1 1/8	1 1/8	3/8	1	250
RC-1A	3/8	TC-1A	3/8-16	7/8	1 1/2	1 1/8	1 1/8	1/2	1 1/2	250
RC-2A	3/8	—	—	7/8	2	1 1/8	1 1/8	1/2	1 1/2	100
RC-3A	1/2	TC-3A	1/2-13	1 1/4	2 3/4	1 3/8	1 1/8	1/2	3/4	100
RC-4A	1/2	TC-4A	1/2-13	1 1/4	2 3/4	1 1/8	1 1/8	1/2	1 1/2	100
RC-5A	3/8	—	—	1 1/8	3 1/2	1 7/8	1 3/8	5/8	7/8	50
—	—	TC-2A	3/8-16	7/8	2	1 1/8	1 1/8	1/2	1 1/2	250
—	—	TC-5A	3/8-11	1 1/8	3 1/2	1 7/8	1 3/8	5/8	7/8	100

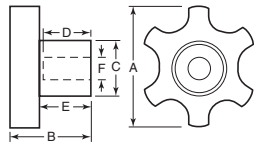
Made from 319 aluminum alloy with a tumbled finish. Available with blank, reamed or tapped hole. Reamed hole is +.002/-.000".

Item No.	A	B	C	D	F	Hole Type	Pack Qty.	Bulk Pack Qty.
JAP-901	1 1/2	3/4	7/8	1 3/8	—	Blank	1	250
JAP-902	1 1/2	3/4	7/8	1 3/8	3/4	1/4	1	250
JAP-903	1 1/2	3/4	7/8	1 3/8	3/4	1/4-20	1	250
JAP-904	2	1	7/8	1 1/2	—	Blank	1	250
JAP-905	2	1	7/8	1 1/2	3/4	3/8	1	250
JAP-906	2	1	7/8	1 1/2	3/4	3/8-16	1	250
JAP-907	2 3/4	1 1/8	1 1/8	1 3/8	—	Blank	1	250
JAP-908	2 3/4	1 1/8	1 1/8	1 3/8	1 1/4	1/2	1	250
JAP-909	2 3/4	1 1/8	1 1/8	1 3/8	1 1/4	1/2-13	1	250
JAP-910*	3 1/2	1 1/4	1	1 3/8	—	Blank	1	250
JAP-911*	3 1/2	1 1/4	1	1 3/8	1 1/4	1/2	1	250
JAP-912*	3 1/2	1 1/4	1	1 3/8	1 1/4	1/2-13	1	250

*Eight lobed



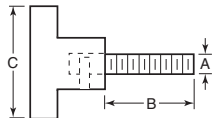
**Extruded Aluminum Luster Finish
Six Lobed
Blank, Reamed or Tapped
Inch**



Item No.	A	B	C	D	E	F	Pack Qty.	Bulk Pack Qty.
HTT-1	2	1 1/8	7/8	—	1 1/4	Blank	1	100
HTT-2T	2	1 1/8	7/8	1 1/8	1 1/4	3/8-16	1	100
HTT-3R	2	1 1/8	7/8	1 1/8	1 1/4	3/8 Ream	1	100
HTT-4	2 1/2	1 7/8	1	—	1 7/8	Blank	1	100
HTT-5T	2 1/2	1 7/8	1	1 1/8	1 7/8	1/2-13	1	100
HTT-6R	2 1/2	1 7/8	1	1 1/8	1 7/8	1/2 Ream	1	100
HTT-7	3	2	1 1/4	—	1 1/2	Blank	1	50
HTT-8T	3	2	1 1/4	1 1/8	1 1/2	5/8-13	1	50
HTT-9R	3	2	1 1/4	1 1/8	1 1/2	5/8 Ream	1	50
HTT-10T	3	2	1 1/4	1 1/8	1 1/2	3/4-10	1	50
HTT-11R	3	2	1 1/4	1 1/8	1 1/2	3/4 Ream	1	50

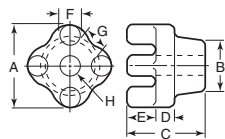
NOTE: Dimension F reamed hole size +.000/-0.02

**Extruded Aluminum Luster Finish
Six Lobed Assemblies
Black Oxide Steel Stud
Inch**



Item No.	A	B	C	Knob Used	Pack Qty.	Bulk Pack Qty.
AKA-15	1/4-20	1 3/4	2	HTT-1	1	50
AKA-20	1/4-20	3	2	HTT-1	1	50
AKA-25	5/16-18	1 3/4	2	HTT-1	1	50
AKA-30	5/16-18	3	2	HTT-1	1	50
AKA-35	3/8-16	1 3/4	2 1/2	HTT-4	1	50
AKA-40	3/8-16	3	2 1/2	HTT-4	1	50
AKA-45	1/2-13	1 3/4	2 1/2	HTT-4	1	50
AKA-50	1/2-13	3	2 1/2	HTT-4	1	50
AKA-55	5/8-11	1 3/4	3	HTT-7	1	50
AKA-60	5/8-11	3	3	HTT-7	1	50

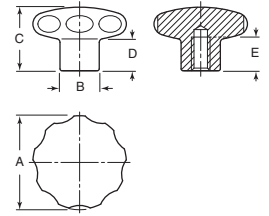
**Bar Knob
Malleable Iron
Four Pronged
Blank, Reamed or Tapped
Inch**



Used in heavy clamping applications by inserting a bar between the prongs for leverage. Available as blanks or with reamed or tapped holes.

Item No.	A	B	C	D	E	F	G	Hole H	Pack Qty.	Bulk Pack Qty.
ABK-725	2	1 1/8	2 1/8	1/2	3/4	1/2	7/16	Blank	1	100
ABK-727	2	1 1/8	2 1/8	1/2	3/4	1/2	7/16	3/8-16	1	100
ABK-732	2	1 1/8	2 1/8	1/2	3/4	1/2	7/16	1/2-13	1	100
ABK-737	2	1 1/8	2 1/8	1/2	3/4	1/2	7/16	5/8-11	1	100
ABK-750	2 1/2	1 1/2	2 3/8	3/4	7/8	5/8	5/8	Blank	1	100
ABK-755	2 1/2	1 1/2	2 3/8	3/4	7/8	5/8	5/8	1/2-13	1	100
ABK-765	2 1/2	1 1/2	2 3/8	3/4	7/8	5/8	5/8	5/8-11	1	100
ABK-770	2 1/2	1 1/2	2 3/8	3/4	7/8	5/8	5/8	3/8 Ream	1	100
ABK-775	2 1/2	1 1/2	2 3/8	3/4	7/8	5/8	5/8	3/4-10	1	100

**Stainless Steel Type 303
Nine Lobed
Tapped or Blank
Inch and Metric**



Made from solid stainless steel bar stock. These decorative hand knobs are manufactured primarily for the food processing machinery industry, but there are numerous other fastening or clamping applications in non-corrosive environments for which these knobs can be used.

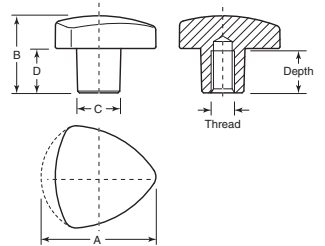
Tapped

Item No.	A	Thread	B	C	D	E	Pack Qty.	Bulk Pack Qty.
Inch								
WPK-5	1.57	1/4-20	.71	1.20	.59	.47	1	25
WPK-10	1.57	5/16-18	.71	1.20	.59	.47	1	25
WPK-15	1.97	5/16-18	.83	1.34	.67	.59	1	25
WPK-20	1.97	3/8-16	.83	1.34	.67	.59	1	25
WPK-25	2.36	3/8-16	.98	1.54	.71	.71	1	25
WPK-30	2.36	1/2-13	.98	1.54	.71	.71	1	25
Metric								
WPK-35	40	M6 x 1.00	18	30.5	15	12	1	25
WPK-40	40	M8 x 1.25	18	30.5	15	12	1	25
WPK-45	50	M8 x 1.25	21	34.0	17	15	1	25
WPK-50	50	M10 x 1.50	21	34.0	17	15	1	25
WPK-55	60	M10 x 1.50	25	39.0	18	18	1	25
WPK-60	60	M12 x 1.75	25	39.0	18	18	1	25

Blank

Item No.	A	B	C	D	Pack Qty.	Bulk Pack Qty.
Metric						
WPK-65	40	18	30.5	15	1	25
WPK-70	50	21	34.0	17	1	25
WPK-75	60	25	39.0	18	1	25

**Stainless Steel Type 304
Triangular
Threaded Blind Bore
Inch and Metric**



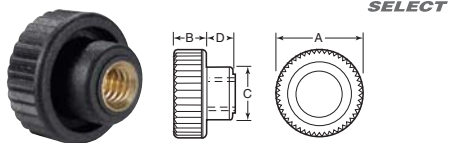
The triangular knob is specially designed for use on machinery in the food industry. The design complies with the requirements of hygiene standards. These knobs can withstand a relatively high torque.

Item No.	A	B	C	D	Insert		Pack Qty.	Bulk Pack Qty.
					Thread	Range of Depth		
Inch								
WTH-5	1.26	.83	.47	.47	10-32	.39 - .47	1	25
WTH-10	1.26	.83	.47	.47	1/4-20	.39 - .47	1	25
WTH-15	1.57	1.02	.55	.55	1/4-20	.47 - .59	1	25
WTH-20	1.57	1.02	.55	.55	5/16-18	.47 - .59	1	25
WTH-25	1.97	1.30	.71	.75	5/16-18	.59 - .63	1	25
WTH-30	1.97	1.30	.71	.75	3/8-16	.59 - .63	1	25
WTH-35	2.37	1.61	.79	.91	3/8-16	.71 - .87	1	25
WTH-40	2.37	1.61	.79	.91	1/2-13	.71 - .87	1	25
Metric								
WTH-45	32	21	12	12	M5 x .80	10 - 12	1	25
WTH-50	32	21	12	12	M6 x 1.00	10 - 12	1	25
WTH-55	40	26	14	14	M6 x 1.00	12 - 15	1	25
WTH-60	40	26	14	14	M8 x 1.25	12 - 15	1	25
WTH-65	50	33	18	19	M8 x 1.25	15 - 16	1	25
WTH-70	50	33	18	19	M10 x 1.50	15 - 16	1	25
WTH-75	60	41	20	23	M10 x 1.50	18 - 22	1	25
WTH-80	60	41	20	23	M12 x 1.75	18 - 22	1	25



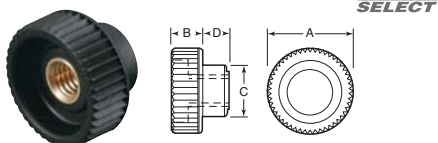
KNURLED KNOBS

Black Thermoplastic Blind Hole Brass Insert Inch and Metric



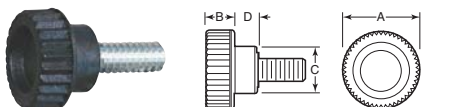
Item No.	A	B	C	D	Insert		Pack Qty.	Bulk Pack Qty.
					Thread	Depth		
Inch								
JCL-550	.83	.33	.51	.26	1/4-20	.38	1	250
JCL-555	1.02	.37	.63	.33	1/4-20	.38	1	250
JCL-560	1.30	.49	.79	.41	1/4-20	.38	1	250
JCL-565	1.30	.49	.79	.41	5/16-18	.47	1	250
Metric								
JCL-2635	21	6.5	13	8.5	M6	7	1	250
JCL-2640	26	8.5	16	9.5	M6	9	1	250

Black Thermoplastic Thru Hole Brass Insert Inch and Metric



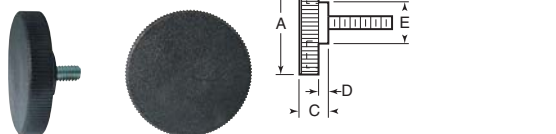
Item No.	A	B	C	D	Insert		Pack Qty.	Bulk Pack Qty.
					Thread	Depth		
Inch								
JCL-460	.59	.22	.39	.18	10-24	.28	1	250
JCL-465	.59	.22	.39	.18	10-32	.28	1	250
JCL-470	.83	.33	.51	.26	1/4-20	.38	1	250
JCL-475	1.02	.37	.63	.33	1/4-20	.38	1	250
JCL-480	1.02	.37	.63	.33	5/16-18	.47	1	250
JCL-485	1.30	.49	.79	.41	5/16-18	.47	1	250
JCL-490	1.30	.49	.79	.41	5/16-16	.56	1	250
Metric								
JCL-2650	15	6	10	4.5	M5	8.5	1	250
JCL-2655	21	8.5	13	6.5	M6	12.5	1	250
JCL-2665	26	9.5	16	8.5	M8	15	1	250
JCL-2675	32	12.5	20	1.5	M10	18	1	250

Black Thermoplastic Plated Steel Stud Inch and Metric



Item No.	A	B	C	D	Stud		Pack Qty.	Bulk Pack Qty.
					Thread	Length		
Inch								
JCL-495	.59	.22	.39	.18	10-24	.51	1	250
JCL-500	.59	.22	.39	.18	10-32	.51	1	250
JCL-505	.59	.22	.39	.18	10-24	.98	1	250
JCL-510	.59	.22	.39	.18	10-32	.98	1	250
JCL-515	.83	.33	.51	.26	1/4-20	.39	1	250
JCL-520	.83	.33	.51	.26	1/4-20	.51	1	250
JCL-525	1.02	.37	.63	.33	1/4-20	.51	1	250
JCL-530	1.02	.37	.63	.33	1/4-20	.98	1	250
JCL-535	1.30	.49	.79	.41	1/4-20	.51	1	250
JCL-540	1.30	.49	.79	.41	1/4-20	.98	1	250
JCL-545	1.30	.49	.79	.41	5/16-18	.98	1	250
Metric								
JCL-2680	15	6	10	4.5	M5	16	1	250
JCL-2685	15	6	10	4.5	M5	20	1	250
JCL-2690	21	8.5	13	6.5	M6	20	1	250
JCL-2695	26	9.5	16	8.5	M6	20	1	250
JCL-2700	32	10.5	20	10.5	M8	20	1	250

Black Polypropylene Plated Steel Stud Inch



Item No.	A	B	C	D	E	Stud		Pack Qty.	Bulk Pack Qty.
						Thread	Length		
DK-187	1 1/8	5/16	1 1/16	9/8	3/4	1/4-20	1/2	1	250
DK-188	1 1/8	5/16	1 1/16	9/8	3/4	1/4-20	1	1	250
DK-189	1 1/8	5/16	1 1/16	9/8	3/4	5/16-18	3/4	1	250
DK-190	1 1/8	5/16	1 1/16	9/8	3/4	5/16-18	1 1/2	1	250

Buy One or Buy Bulk & SAVE

Black Phenolic Blind Hole Brass Insert Inch and Metric



Widely used as terminal nuts for batteries and transformers. Other applications include thumb screw and thumb nuts for light clamping and adjusting devices. All have brass inserts.

Item No.	A	B	C	Insert		Pack Qty.	Bulk Pack Qty.
				Thread	Depth		
Inch							
DK-132	3/4	1 5/32	5/8	6-32	5/16	1	250
DK-40	3/4	1 5/32	5/8	8-32	5/16	1	250
DK-133	3/4	1 5/32	5/8	10-24	5/16	1	250
DK-41	3/4	1 5/32	5/8	10-32	5/16	1	250
DK-42	3/4	1 5/32	5/8	1/4-20	5/16	1	250
DK-134	3/4	1 5/32	5/8	5/16-18	5/16	1	250
Metric							
DK-1167	3/4	1 5/32	5/8	M4 x .70	5/16	1	250
DK-1169	3/4	1 5/32	5/8	M6 x 1.0	5/16	1	250

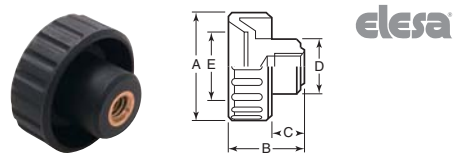
Black Thermoplastic Blind Hole Brass or Steel Insert Inch



Item No.	A	B	C	D	Insert		Pack Qty.	Bulk Pack Qty.
					Thread	Depth		
DK-500	3/4	5/8	1/2	23/64	8-32	3/8	1	250
DK-505	1	7/8	3/4	1/2	1/4-20	3/8	1	250
DK-510	1 1/16	3/4	1 5/16	41/64	1/4-20	3/8	1	250
DK-515	1 1/16	3/4	1 5/16	41/64	5/16-18	1/2	1	250
DK-520	1 1/8	7/8	1 1/2	49/64	5/16-18	1/2	1	250
DK-525	1 1/8	7/8	1 1/2	49/64	3/8-16	1/2	1	250
DK-530	2 1/2	1 1/2	1 1/4	1 1/4	3/8-16	1/2	1	250
DK-535*	2 1/2	1 1/2	1 1/4	1 1/4	1/2-13	5/8	1	250

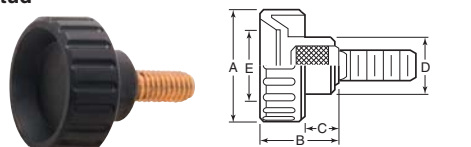
*Steel insert

Black Plastic Blind Hole Brass Insert Inch



Item No.	A	B	C	D	E	Insert		Pack Qty.	Bulk Pack Qty.
						Thread	Depth		
KHU-300	.79	.63	.24	.47	.43	8-32	.24	1	250
KHU-305	.79	.63	.24	.47	.43	10-32	.24	1	250
KHU-310	.98	.75	.31	.63	.59	10-32	.39	1	250
KHU-315	.98	.75	.31	.63	.59	1/4-20	.39	1	250
KHU-320	1.26	.87	.35	.67	.83	1/4-20	.39	1	250
KHU-325	1.26	.87	.35	.67	.83	5/16-18	.39	1	250

Black Plastic Plated Steel Stud Inch



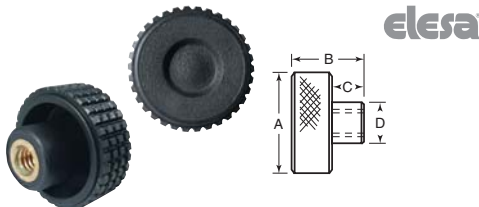
Constructed of high strength technopolymer in a black matte finish. Fluted for easy gripping.

Item No.	A	B	C	D	E	Stud		Pack Qty.	Bulk Pack Qty.
						Thread	Length		
KHU-330	.63	.51	.20	.43	.35	8-32	3/8	1	250
KHU-335	.63	.51	.20	.43	.35	8-32	1/2	1	250
KHU-340	.79	.63	.24	.47	.43	8-32	1/2	1	250
KHU-345	.79	.63	.24	.47	.43	8-32	3/4	1	250
KHU-350	.79	.63	.24	.47	.43	10-32	1/2	1	250
KHU-355	.79	.63	.24	.47	.43	10-32	3/4	1	250
KHU-360	.98	.75	.31	.63	.59	1/4-20	1/2	1	250
KHU-365	.98	.75	.31	.63	.59	1/4-20	3/4	1	250
KHU-370	.98	.75	.31	.63	.59	1/4-20	1	1	250
KHU-380	1.26	.87	.35	.67	.83	5/16-18	1	1	250



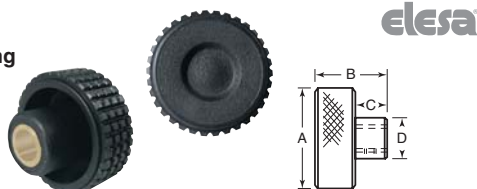
Constructed of high strength impact resistant technopolymer in a black matte finish. The knob has a blunted diamond knurl, which provides an excellent gripping surface yet is comfortable.

Black Plastic Blind Hole Brass Insert Inch



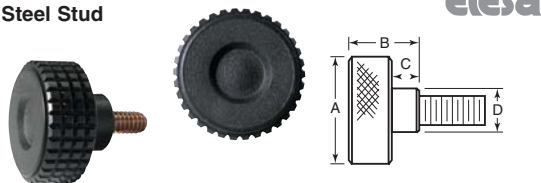
Item No.	A	B	C	D	Insert		Pack Qty.	Bulk Pack Qty.
					Thread	Depth		
KHU-105	1.22	.87	.35	.59	1/4-20	.47	1	250
KHU-110	1.57	.94	.43	.67	1/4-20	.47	1	250
KHU-115	1.57	.94	.43	.67	5/16-18	.51	1	250
KHU-120	1.97	1.18	.53	.79	5/16-18	.70	1	250
KHU-125	1.97	1.18	.53	.79	3/8-16	.67	1	250
KHU-130	2.36	1.38	.59	.91	3/8-16	.79	1	250
KHU-135	2.36	1.38	.59	.91	1/2-13	.79	1	250

Black Plastic Blind Hole Brass Bushing Inch



Item No.	A	B	C	D	Bushing		Screw Size	Pack Qty.	Bulk Pack Qty.
					Dia.	Depth			
KHU-205	1.57	.94	.43	.67	1/4	.55	10-32	1	250
KHU-210	1.97	1.18	.53	.79	3/8	.79	10-32	1	250
KHU-215	2.36	1.38	.59	.91	3/8	.79	1/4-20	1	250

Black Plastic Plated Steel Stud Inch



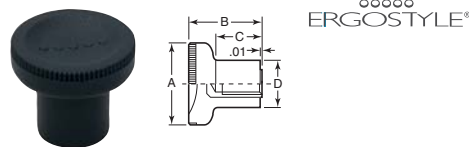
Item No.	A	B	C	D	Stud		Pack Qty.	Bulk Pack Qty.
					Thread	Length		
KHU-5	1.22	.87	.35	.59	1/4-20	.50	1	250
KHU-500	1.22	.87	.35	.59	1/4-20	.75	1	250
KHU-505	1.57	.94	.43	.67	1/4-20	.75	1	250
KHU-20	1.57	.94	.43	.67	1/4-20	1.00	1	250
KHU-30	1.57	.94	.43	.67	5/16-18	1.00	1	250
KHU-35	1.97	1.18	.53	.79	3/8-16	1.00	1	250
KHU-515	1.97	1.18	.53	.79	3/8-16	1.25	1	250
KHU-45	2.36	1.38	.59	.91	3/8-16	1.00	1	250
KHU-520	2.36	1.38	.59	.91	3/8-16	1.25	1	250

Black Thermoplastic Novo-Grip® Plated Steel or Stainless Insert Inch and Metric



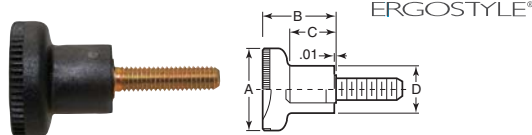
Steel	Stainless	Item No.	A	B	C	D	Insert Thread	Insert Depth	Pack Qty.	Bulk Pack Qty.	
Item No.	Item No.										
Inch											
—	—	KBP-357	1.57	1.22	.65	.51	10-32	.39	1	250	
—	KBP-379	KBP-358	1.57	1.22	.65	.51	1/4-20	.39	1	250	
—	KBP-380	—	1.57	1.22	.65	.51	5/16-18	.55	1	250	
—	KBP-381	—	1.97	1.42	.71	.59	5/16-18	.55	1	250	
—	—	KBP-361	1.97	1.42	.71	.59	3/8-16	.55	1	250	
—	KBP-383	KBP-362	2.48	1.61	.87	.67	3/8-16	.55	1	250	
—	—	KBP-363	—	2.48	1.61	.87	1/2-13	.71	1	250	
Metric											
—	—	KPB-1540	—	40	31	16.5	13	M5 x .80	10	1	250
—	—	KPB-1543	—	50	36	18	15	M8 x 1.25	14	1	250
—	—	KPB-1544	—	50	36	18	15	M10 x 1.50	14	1	250

Black Plastic Brass Insert Inch



Item No.	A	B	C	D	Insert		Pack Qty.	Bulk Pack Qty.
					Thread	Depth		
ESP-280	.83	.71	.41	.49	10-32	.39	1	250
ESP-285	.98	.89	.55	.57	1/4-20	.47	1	250
ESP-290	1.22	1.06	.67	.73	5/16-18	.63	1	250


Black Plastic Plated Steel Stud Inch



Constructed of high strength impact resistant black plastic in a matte finish.

Item No.	A	B	C	D	Stud		Pack Qty.	Bulk Pack Qty.
					Thread	Length		
ESP-295	.83	.71	.41	.49	10-32	.75	1	250
ESP-300	.98	.89	.55	.59	1/4-20	.75	1	250
ESP-305	1.22	1.06	.67	.73	5/16-18	.75	1	250

Black Thermoplastic Novo-Grip® Positioning Plated Steel Insert Inch



Item No.	A	B	C	D	E	F	Bore		Cross Hole	Pack Qty.	Bulk Pack Qty.
							Dia.	Depth			
KBP-397	1.57	1.22	.65	.51	.39	.63	1/4	.39	M4	1	100
KBP-398	1.97	1.42	.71	.59	.39	.63	1/4	.39	M4	1	100
KBP-399	2.48	1.61	.87	.67	.39	.63	5/16	.55	M4	1	100

Black Thermoplastic Novo-Grip™ Plated Steel or Stainless Stud Inch and Metric



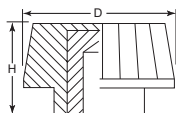
Steel	Stainless	Item No.	Item No.	A	B	C	D	Stud Thread	Stud Length	Pack Qty.	Bulk Pack Qty.
Item No.	Item No.										
Inch											
—	—	KBP-385	—	1.57	1.22	.65	.51	10-32	.39	1	250
—	KBP-365	KBP-386	—	1.57	1.22	.65	.51	10-32	.79	1	250
—	KBP-366	KBP-387	—	1.57	1.22	.65	.51	1/4-20	.79	1	250
—	—	KBP-367	—	1.57	1.22	.65	.51	1/4-20	1.18	1	250
—	KBP-389	—	—	1.57	1.22	.65	.51	5/16-18	.79	1	250
—	KBP-390	KBP-369	—	1.57	1.22	.65	.51	5/16-18	1.57	1	250
—	—	KBP-391	—	1.97	1.42	.71	.59	5/16-18	.79	1	250
—	—	KBP-372	—	1.97	1.42	.71	.59	3/8-16	.79	1	250
—	—	KBP-394	—	1.97	1.42	.71	.59	3/8-16	1.57	1	250
Metric											
—	—	KPB-1548	—	40	31	16.5	13	M5 x .80	20	1	250
—	—	KPB-1549	—	40	31	16.5	13	M6 x 1.00	10	1	250
—	—	KPB-1550	—	40	31	16.5	13	M6 x 1.00	20	1	250
—	—	KPB-1552	—	40	31	16.5	13	M8 x 1.25	30	1	250
—	—	KPB-1556	—	50	36	18	15	M10 x 1.50	30	1	250
—	—	KPB-1557	—	63	41	22	17	M10 x 1.50	20	1	250



KNURLED KNOBS

Buy One or Buy Bulk & SAVE

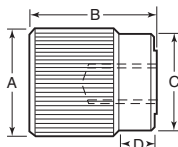
KGR Series Grip Knobs Black Nylon 6 Aluminum Inserts and Plated Steel Stud



- Features:
- Knurled Matte Finish for easy gripping
 - High Impact resistant material
 - Resistant to most oils, fuels and greases

Item No.	Style	D		Thread Size	Stud Length	H		Pack Qty.	Bulk Pack Qty.
		In	mm			In	mm		
KGR1000A	Female	0.591	15.0	10-24	—	0.433	11.0	1	500
KGR1100A	Female	0.591	15.0	1/4-20	—	0.433	11.0	1	500
KGR1200A	Female	0.866	22.0	1/4-20	—	0.630	16.0	1	500
KGR1300A	Female	0.866	22.0	5/16-18	—	0.630	16.0	1	500
KGR2000A	Male	0.591	15.0	10-24	0.394	0.433	11.0	1	500
KGR2100A	Male	0.591	15.0	1/4-20	0.394	0.433	11.0	1	500
KGR2200A	Male	0.866	22.0	1/4-20	0.590	0.630	16.0	1	500
KGR2300A	Male	0.866	22.0	5/16-18	0.590	0.630	16.0	1	500

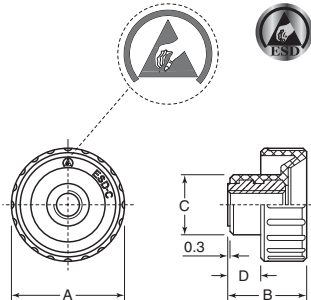
Black Thermoplastic Brass Insert Inch



Item No.	A	B	C	D	Insert		Pack Qty.	Bulk Pack Qty.
					Thread	Depth		
JCL-705	1.65	1.97	1.50	.59	3/16-18	.47	1	250
JCL-710	1.65	1.97	1.50	.59	3/16-16	.56	1	250
JCL-715	1.65	1.97	1.50	.59	1/2-13	.75	1	250

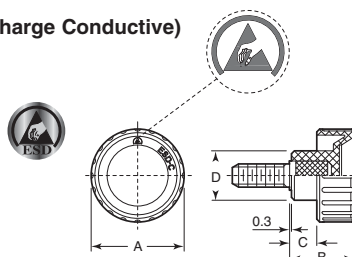
The special conductive technopolymer ESD-C (Electrostatic Discharge Conductive) prevents the transfer of electrostatic discharge between bodies with different electric potential. These handles are suitable for ESD Protected Area (EPA) where components which are susceptible to electrostatic discharges are to be handled with the minimum risk of damage. The indelibly printed mark (ESD-C) on the surface of the handle identifies the particular antistatic feature according to EN 1000 15% and IEC 61340-5-1.

Black Plastic ESD-C (Electrostatic Discharge Conductive) Thru Hole Brass Insert Metric



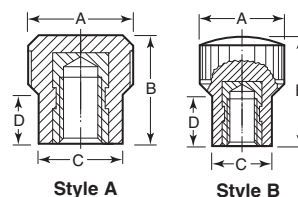
Item No.	A	B	C	D	Insert		Pack Qty.	Bulk Pack Qty.
					Thread	Depth		
ESP-737	16	13	5	11	M5	10	1	250
ESP-738	20	16	6	11.5	M6	12	1	250
ESP-739	25	19	8	16	M8	14	1	250
ESP-740	32	22	9	17	M10	16	1	250

Black Plastic ESD-C (Electrostatic Discharge Conductive) Steel Stud Metric



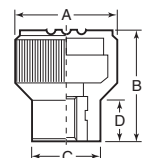
Item No.	A	B	C	D	Insert		Pack Qty.	Bulk Pack Qty.
					Thread	Depth		
ESP-745	16	13	5	11	M5	10	1	250
ESP-746	16	13	5	11	M5	16	1	250
ESP-747	20	16	6	11.5	M6	10	1	250
ESP-748	20	16	6	11.5	M6	16	1	250
ESP-749	20	16	6	11.5	M6	25	1	250
ESP-750	25	19	8	16	M8	16	1	250
ESP-751	25	19	8	16	M8	25	1	250
ESP-752	32	22	9	17	M10	20	1	250
ESP-753	32	22	9	17	M10	30	1	250

Black Phenolic Brass Insert Metric



Item No.	Style	A	B	C	D	Insert		Pack Qty.	Bulk Pack Qty.
						Thread	Depth		
KPB-1010	A	12	13.5	10	6	M3 x .50	6.5	1	250
KPB-1011	A	12	13.5	10	6	M4 x .70	10	1	250
KPB-1012	A	15	15.5	12	7	M4 x .70	10	1	250
KPB-1013	A	15	15.5	12	7	M5 x .80	10	1	250
KPB-1014	B	15	15.5	12	7	M6 x 1.0	9	1	250

Black Thermoplastic Novo-Grip® Steel or Stainless Insert Inch and Metric

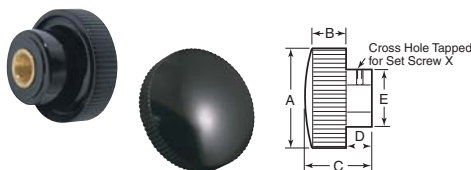


Item No.	Steel Item No.	A	B	C	D	Insert Thread	Insert Depth	Pack Qty.	Bulk Pack Qty.
GK-110	GK-140	.83	.87	.55	.32	10-32	.39	1	250
GK-115	GK-145	.83	.87	.55	.32	1/4-20	.39	1	250
GK-120	—	1.02	1.02	.71	.37	3/16-18	.55	1	250
GK-130	GK-160	1.34	1.41	.87	.51	3/8-16	.55	1	250
Metric									
—	GK-195	.83	.87	.55	.32	M4 x .70	.39	1	250
GK-175	—	.83	.87	.55	.32	M6 x 1.00	.39	1	250
GK-185	—	1.34	1.41	.87	.51	M8 x 1.25	.55	1	250

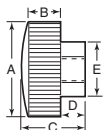


**Black Phenolic
Brass Bushing
Inch**

Item No.	A	B	C	D	E	X	Bushing		Pack Qty.	Bulk Pack Qty.
							Dia.	Depth		
DK-30	1	1/4	21/32	5/16	5/8	8-32	1/4	3/8	1	250
DK-15	1 1/8	9/32	25/32	3/8	3/4	8-32	1/4	3/8	1	250
DK-16	1 1/8	9/32	25/32	3/8	3/4	8-32	5/16	1/2	1	250
DK-9	1 1/8	5/16	1	1/2	1	10-32	3/8	1/2	1	250

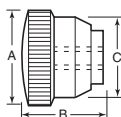


**Black Phenolic
Brass Insert
Inch and Metric**



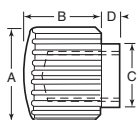
Item No.	A	B	C	D	E	Insert		Pack Qty.	Bulk Pack Qty.
						Thread	Depth		
Inch									
DK-31	1	1/4	21/32	5/16	5/8	10-32	5/16	1	250
DK-32	1	1/4	21/32	5/16	5/8	1/4-20	3/8	1	250
DK-130	1	1/4	21/32	5/16	5/8	5/16-18	3/8	1	250
DK-17	1 1/8	9/32	25/32	3/8	3/4	1/4-20	7/16	1	250
DK-18	1 1/8	9/32	25/32	3/8	3/4	5/16-18	7/16	1	250
DK-131	1 1/8	5/16	1	1/2	1	5/16-18	7/16	1	250
DK-10	1 1/8	5/16	1	1/2	1	3/8-16	1/2	1	250
Metric									
DK-1170	1	1/4	21/32	5/16	5/8	M5 x .80	5/16	1	250
DK-1171	1	1/4	21/32	5/16	5/8	M6 x 1.0	3/8	1	250
DK-1172	1	1/4	21/32	5/16	5/8	M8 x 1.25	3/8	1	250
DK-1173	1 1/8	9/32	25/32	3/8	3/4	M6 x 1.0	7/16	1	250
DK-1174	1 1/8	9/32	25/32	3/8	3/4	M8 x 1.25	7/16	1	250
DK-1175	1 1/8	5/16	1	1/2	1	M8 x 1.25	7/16	1	250
DK-1176	1 1/8	5/16	1	1/2	1	M10 x 1.50	1/2	1	250

**Black Thermoplastic
Brass Insert
Inch**



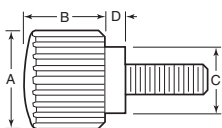
Item No.	A	B	C	Insert		Pack Qty.	Bulk Pack Qty.
				Thread	Depth		
DK-275	3/4	17/32	5/8	6-32	5/16	1	250
DK-280	3/4	17/32	5/8	8-32	5/16	1	250
DK-285	3/4	17/32	5/8	10-32	5/16	1	250
DK-290	3/4	17/32	5/8	10-24	5/16	1	250
DK-295	3/4	17/32	5/8	1/4-20	5/16	1	250

**Black Thermoplastic
Blind Hole
Brass Insert
Inch**

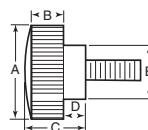


Item No.	A	B	C	D	Insert		Pack Qty.	Bulk Pack Qty.
					Thread	Depth		
JCL-660	.69	.51	.47	.16	6-32	.21	1	250
JCL-665	.69	.51	.47	.16	8-32	.25	1	250
JCL-670	.69	.51	.47	.16	10-32	.28	1	250

**Black Thermoplastic
Plated Steel Stud
Inch and Metric**

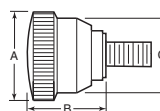


**Black Phenolic
Plated Steel or Stainless Stud
Inch**



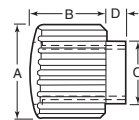
Item No.	Item No.	A	B	C	D	E	Stud Thread	Stud Length	Pack Qty.	Bulk Pack Qty.
DK-540	—	1	19/32	13/32	—	1/2	6-32	3/4	1	250
DK-545	—	1	19/32	13/32	—	1/2	1/4-20	3/4	1	250
DK-33	DKS-33	1	1/4	21/32	5/16	5/8	10-32	1/2	1	250
DK-34	DKS-34	1	1/4	21/32	5/16	5/8	10-32	1	1	250
DK-35	DKS-35	1	1/4	21/32	5/16	5/8	1/4-20	1/2	1	250
DK-36	DKS-36	1	1/4	21/32	5/16	5/8	1/4-20	1	1	250
DK-19	DKS-19	1 1/8	9/32	25/32	3/8	3/4	1/4-20	1/2	1	250
DK-20	DKS-20	1 1/8	9/32	25/32	3/8	3/4	1/4-20	1 1/4	1	250
DK-21	DKS-21	1 1/8	9/32	25/32	3/8	3/4	5/16-18	3/4	1	250
DK-22	DKS-22	1 1/8	9/32	25/32	3/8	3/4	5/16-18	1 1/2	1	250
DK-11	DKS-11	1 1/8	5/16	1	1/2	1	5/16-18	1	1	250
DK-12	DKS-12	1 1/8	5/16	1	1/2	1	5/16-18	2	1	250
DK-13	DKS-13	1 1/8	5/16	1	1/2	1	3/8-16	1	1	250
DK-14	DKS-14	1 1/8	5/16	1	1/2	1	3/8-16	2	1	250
DK-550	—	1 1/8	1/2	3/4	1/4	1	3/8-16	1	1	250

**Black Phenolic
Plated Steel or Stainless Stud
Inch**



Item No.	Item No.	A	B	C	Stud Thread	Stud Length	Pack Qty.	Bulk Pack Qty.
DK-450	—	3/4	17/32	5/8	8-32	1/2	1	250
DK-455	—	3/4	17/32	5/8	8-32	1	1	250
DK-460	—	3/4	17/32	5/8	10-24	1/2	1	250
DK-465	—	3/4	17/32	5/8	10-24	1	1	250
DK-43	DKS-43	3/4	17/32	5/8	10-32	1/2	1	250
DK-44	DKS-44	3/4	17/32	5/8	10-32	1	1	250
DK-45	DKS-45	3/4	17/32	5/8	1/4-20	1/2	1	250
DK-46	DKS-46	3/4	17/32	5/8	1/4-20	1	1	250

**Black Thermoplastic
Thru Hole
Brass Insert
Inch**



Item No.	A	B	C	D	Insert		Pack Qty.	Bulk Pack Qty.
					Thread	Depth		
JCL-690	.69	.51	.47	.16	6-32	.21	1	250
JCL-695	.69	.51	.47	.16	8-32	.25	1	250
JCL-700	.69	.51	.47	.16	10-32	.28	1	250

Item No.	A	B	C	D	Stud		Pack Qty.	Bulk Pack Qty.
					Thread	Length		
Inch								
JCL-675	.69	.51	.47	.16	6-32	.51	1	250
JCL-680	.69	.51	.47	.16	8-32	.51	1	250
JCL-685	.69	.51	.47	.16	10-32	.51	1	250
Metric								
JCL-2585	17.5	13.5	12	4	M4	10	1	250
JCL-2590	17.5	13.5	12	4	M4	16	1	250
JCL-2595	17.5	13.5	12	4	M4	25	1	250



KNURLED KNOBS

KPK Series
Phenolic Knurled Grip Knobs
Black
Zinc Plated Steel Stud or Brass Insert
Inch



Features:

- Knurled matte finish provides secure grip
- High impact resistance
- Resistant to oils, fuels and greases
- Excellent thermal and electrical resistance

Male Knobs

Part No.	D		H		Thread Size	Stud Length		Pack Qty.	Bulk Pack Qty.
	In	mm	In	mm		In	mm		
KPK1000A	0.551	14.0	0.630	16.0	10-32	0.394	10.0	1	500
KPK1100A	0.551	14.0	0.630	16.0	10-24	0.394	10.0	1	500
KPK1200A	0.787	20.0	0.866	22.0	10-24	0.591	15.0	1	500
KPK1300A	0.787	20.0	0.866	22.0	1/4-20	0.591	15.0	1	500

Female Knobs

Part No.	D		H		Thread Size	Pack Qty.	Bulk Pack Qty.
	In	mm	In	mm			
KPK1400A	0.551	14.0	0.630	16.0	10-32	1	500
KPK1500A	0.551	14.0	0.630	16.0	10-24	1	500
KPK1600A	0.787	20.0	0.866	22.0	10-24	1	500
KPK1700A	0.787	20.0	0.866	22.0	1/4-20	1	500

KHP Series
Soft Touch High Profile Knobs
Black
Zinc Plated Brass Insert
Inch



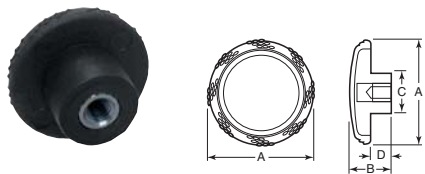
Features:

- High Profile soft-touch knobs provide maximum grip and comfort
- TPE overlay provides impact resistance
- Glass-filled Polypropylene base material provides stability and strength

Part No.	A		Thread Size	B		C		D		Pack Qty.	Bulk Pack Qty.
	In	mm		In	mm	In	mm	In	mm		
KHP1000A	1.680	42.6	3/8-16	2.180	55.3	1.340	34.0	0.200	5.0	1	50

These "soft touch" knobs offer unique styling and rugged construction along with a soft feel. They are molded with a soft thermoplastic rubber shell around a tough thermoplastic body. The soft feel of the knurling provides a sure grip and a rich, pleasant touch.

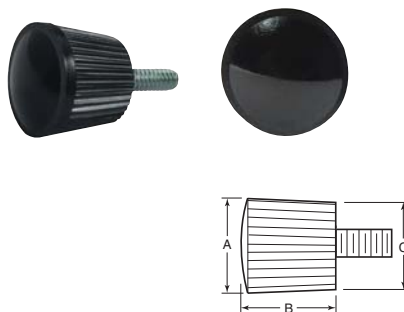
Black Thermoplastic Soft Touch Plated Brass Insert
Inch



Item No.	A	B	C	D	Insert		Pack Qty.	Bulk Pack Qty.
					Thread	Depth		
RK-19	.98	.675	.50	.42	10-32	.50	1	250
RK-21	.98	.675	.50	.42	1/4-20	.50	1	250
RK-26	1.57	.655	.75	.32	1/4-20	.50	1	250
RK-27	1.57	.655	.75	.32	3/16-18	.50	1	250
RK-28	1.57	.655	.75	.32	3/16-18	.50	1	250
RK-29	1.97	.650	.77	.21	1/4-20	.50	1	250
RK-31	1.97	.650	.77	.21	3/16-18	.50	1	250
RK-32	1.97	.650	.77	.21	3/16-18	.50	1	250



Black Phenolic Plated Steel Stud Inch



Item No.	A	B	C	Stud		Pack Qty.	Bulk Pack Qty.
				Thread	Length		
DK-200	5/8	3/16	1/2	6-32	1/2	1	250
DK-205	5/8	3/16	1/2	6-32	1	1	250
DK-210	5/8	3/16	1/2	8-32	1/2	1	250
DK-215	5/8	3/16	1/2	8-32	1	1	250
DK-220	5/8	3/16	1/2	10-32	1/2	1	250
DK-225	5/8	3/16	1/2	10-32	1	1	250
DK-230	5/8	3/16	1/2	10-24	1/2	1	250
DK-235	5/8	3/16	1/2	10-24	1	1	250

Black Thermoplastic Brass Insert Inch



Item No.	A	B	C	Insert		Pack Qty.	Bulk Pack Qty.
				Thread	Depth		
DK-250	5/8	3/16	1/2	6-32	3/16	1	250
DK-255	5/8	3/16	1/2	8-32	3/16	1	250
DK-260	5/8	3/16	1/2	10-32	3/16	1	250

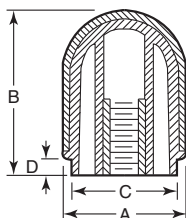
Black Thermoplastic Soft Touch Plated Steel Stud Inch



Item No.	A	B	C	D	Stud		Pack Qty.	Bulk Pack Qty.
					Thread	Length		
RK-33	.98	.675	.50	.42	10-32	1/2	1	250
RK-34	.98	.675	.50	.42	10-32	1	1	250
RK-36	.98	.675	.50	.42	1/4-20	1/2	1	250
RK-37	.98	.675	.50	.42	1/4-20	1	1	250
RK-41	1.26	.675	.75	.40	3/16-18	1 1/2	1	250
RK-46	1.57	.655	.75	.32	3/16-18	1	1	250
RK-47	1.57	.655	.75	.32	3/16-18	1 1/2	1	250
RK-48	1.57	.655	.75	.32	3/16-16	1	1	250
RK-50	1.97	.650	.77	.21	1/4-20	1/2	1	250
RK-51	1.97	.650	.77	.21	1/4-20	1	1	250
RK-52	1.97	.650	.77	.21	3/16-18	1	1	250
RK-53	1.97	.650	.77	.21	3/16-18	1 1/2	1	250
RK-54	1.97	.650	.77	.21	3/16-16	1	1	250
RK-55	1.97	.650	.77	.21	3/16-16	1 1/2	1	250



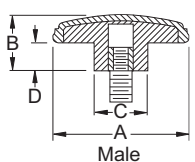
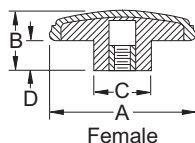
Black Thermoplastic Soft-Touch Oval and Tapered Zinc Plated Brass Insert Inch



These "soft touch" knobs offer unique styling, rugged construction along, with a soft feel. They are molded with a soft thermoplastic rubber shell around a tough thermoplastic body. The soft feel of the knurling provides a sure grip and a rich, pleasant touch.

Item No.	A	B	C	D	Insert		Pack Qty.	Bulk Pack Qty.
					Thread	Depth		
RK-105	1.68	2.19	1.34	.19	1/4-20	1/2	1	250
RK-115	1.68	2.19	1.34	.19	3/8-16	1/2	1	250
RK-130	1.88	2.45	1.50	.22	1/4-18	1/2	1	250
RK-135	1.88	2.45	1.50	.22	3/8-16	1/2	1	250
RK-140	1.88	2.45	1.50	.22	1/2-13	3/8	1	250

KLP Series Soft Touch Low Profile Knobs Black TPE Rubber Zinc Plated Steel Stud or Zinc Plated Brass Insert Inch



Features:

- Low profile soft-touch knobs provide maximum grip and comfort
- Designed with knurled perimeter for secure grip
- TPE overlay provides impact resistance
- Glass-filled Polypropylene base material provides stability and strength

Female Knob

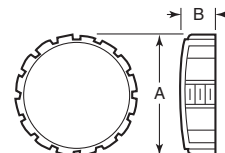
Item No.	A		Thread Size	B		C		D		Pack Qty.	Bulk Pack Qty.
	In	mm		In	mm	In	mm	In	mm		
KLP1000A	0.980	24.8	1/4-20	0.680	17.2	0.540	13.7	0.420	10.6	1	100
KLP1100A	1.570	39.8	1/4-20	0.660	16.7	0.750	19.0	0.320	8.1	1	75
KLP1200A	1.570	39.8	3/8-16	0.660	16.7	0.750	19.0	0.320	8.1	1	75
KLP1300A	1.970	50.0	3/8-16	0.650	16.5	0.770	19.5	0.210	5.3	1	50

Male Knob

Item No.	A		Thread Size	Stud Length	B		C		D		Pack Qty.	Bulk Pack Qty.
	In	mm			In	mm	In	mm	In	mm		
KLP1400A	0.980	24.8	10-32	0.500	0.680	17.2	0.540	13.7	0.420	10.6	1	100
KLP1500A	1.570	39.8	1/4-20	1.000	0.660	16.7	0.750	19.0	0.320	8.1	1	75
KLP1600A	1.970	50.0	1/4-20	1.250	0.650	16.5	0.770	19.5	0.210	5.3	1	50
KLP1700A	1.970	50.0	3/8-16	1.750	0.650	16.5	0.770	19.5	0.210	5.3	1	50

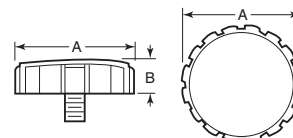
These "soft touch" knobs offer unique styling and rugged construction along with a soft feel. They are molded with a soft thermoplastic rubber shell around a tough thermoplastic body. The soft feel of the knurling provides a sure grip and a rich, pleasant touch.

Black Thermoplastic Soft Touch Plated Brass Insert Inch



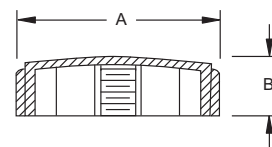
Item No.	A	B	Insert		Pack Qty.	Bulk Pack Qty.
			Thread	Depth		
RK-14	2.26	.67	10-32	.50	1	250
RK-16	2.26	.67	1/4-20	.50	1	250
RK-18	2.26	.67	3/8-16	.50	1	250

Black Thermoplastic Soft Touch Plated Steel Stud Inch



Item No.	A	B	Stud		Pack Qty.	Bulk Pack Qty.
			Thread	Length		
RK-197	2.26	.67	10-32	1/2	1	250
RK-88	2.26	.67	1/4-20	1/2	1	250
RK-89	2.26	.67	1/4-20	1	1	250
RK-91	2.26	.67	3/8-18	1	1	250
RK-93	2.26	.67	3/8-16	1	1	250
RK-94	2.26	.67	3/8-16	1 1/2	1	250

KNG Series Soft Touch Low Profile Knobs Black Zinc Plated Brass Insert Inch



Features:

- Low profile soft-touch knobs provide maximum grip and comfort
- Designed with notched or fluted perimeter for secure grip
- TPE overlay provides impact resistance
- Glass-filled Polypropylene base material provides stability and strength

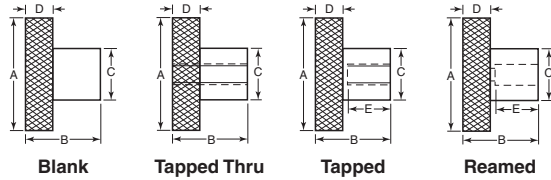
Part No.	A		Thread Size	B		Pack Qty.	Bulk Pack Qty.
	In	mm		In	mm		
KNG1000A	2.260	57.4	1/4-20	0.670	17.0	1	50



METAL KNURLED KNOBS

Buy One or Buy Bulk & SAVE

Steel or Stainless Steel
Blind or Thru Hole
Tapped, Blind or Reamed
Inch

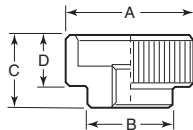


Designed for applications where plastic or aluminum won't hold up, yet appearance is important. Special knobs can also be made to your exact specifications. Steel knobs are 12L14 steel with black oxide finish. Stainless knobs are Type 303.

Blank Steel							
Item No.	A	B	C	D	Pack Qty.	Bulk Pack Qty.	
KKB-1	3/4	5/8	1/2	1/4	1	250	
KKB-2	1	3/4	5/8	1/4	1	250	
KKB-3	1 1/2	1	3/4	5/16	1	250	
KKB-4	2	1 1/8	1	3/8	1	250	

Tapped Thru Hole				Blind Tapped Hole				Blind Reamed Hole																	
Steel				Steel				Stainless				Steel				Stainless				Min. Depth E					
Item No.	Thread	Pack Qty.	Bulk Pack Qty.	Item No.	Thread	Pack Qty.	Bulk Pack Qty.	Item No.	Thread	Pack Qty.	Bulk Pack Qty.	Item No.	Hole Dia.	Pack Qty.	Bulk Pack Qty.	Item No.	Thread	Pack Qty.	Bulk Pack Qty.		A	B	C	D	
KKT-10A	10-32	1	250	KKT-0A	10-32	1	250	SKKT-0A	10-32	1	100	---	---	---	---	---	---	---	---	---	3/4	5/8	1/2	1/4	3/8
KKT-11A	10-24	1	250	KKT-1A	10-24	1	250	SKKT-1A	10-24	1	100	KKR-1A	3/16	1	250	SKKR-1A	3/16	1	100	---	3/4	5/8	1/2	1/4	3/8
KKT-11B	1/4-20	1	250	KKT-1B	1/4-20	1	250	SKKT-1B	1/4-20	1	100	KKR-1B	1/4	1	250	SKKR-1B	1/4	1	100	---	3/4	5/8	1/2	1/4	3/8
KKT-12A	1/4-20	1	250	KKT-2A	1/4-20	1	250	SKKT-2A	1/4-20	1	100	KKR-2A	1/4	1	250	SKKR-2A	1/4	1	100	1	3/4	5/8	1/4	1/2	
KKT-12B	5/16-18	1	250	KKT-2B	5/16-18	1	250	SKKT-2B	5/16-18	1	100	KKR-2B	5/16	1	250	SKKR-2B	5/16	1	100	1	3/4	5/8	1/4	1/2	
KKT-13A	5/16-18	1	250	KKT-3A	5/16-18	1	250	SKKT-3A	5/16-18	1	100	KKR-3A	5/16	1	250	SKKR-3A	5/16	1	100	1 1/2	1	3/4	5/16	5/8	
KKT-13B	3/8-16	1	250	KKT-3B	3/8-16	1	250	SKKT-3B	3/8-16	1	100	KKR-3B	3/8	1	250	SKKR-3B	3/8	1	100	1 1/2	1	3/4	5/16	5/8	
KKT-14A	3/8-16	1	250	KKT-4A	3/8-16	1	250	SKKT-4A	3/8-16	1	100	KKR-4A	3/8	1	250	SKKR-4A	3/8	1	100	2	1 1/8	1	3/8	5/8	
KKT-14B	1/2-13	1	250	KKT-4B	1/2-13	1	250	SKKT-4B	1/2-13	1	100	KKR-4B	1/2	1	250	SKKR-4B	1/2	1	100	2	1 1/8	1	3/8	5/8	
KKT-15A	1/2-13	1	100	KKT-5A	1/2-13	1	100	---	---	---	---	KKR-5A	1/2	1	100	---	---	---	---	2 1/2	1 1/2	1 1/2	9/16	3/4	
KKT-15B	5/8-11	1	100	KKT-5B	5/8-11	1	100	---	---	---	---	KKR-5B	5/8	1	100	---	---	---	---	2 1/2	1 1/2	1 1/2	9/16	3/4	
KKT-16A	5/8-11	1	50	KKT-6A	5/8-11	1	50	---	---	---	---	KKR-6A	5/8	1	100	---	---	---	---	3	1 3/4	1 3/4	5/8	1	
KKT-16B	3/4-10	1	50	KKT-6B	3/4-10	1	50	---	---	---	---	KKR-6B	3/4	1	100	---	---	---	---	3	1 3/4	1 3/4	5/8	1	

Stainless Steel Type 303
Thru Hole
Inch



Item No.	A	B	C	D	Thread	Pack Qty.	Bulk Pack Qty.
KHJ-116	.787	.55	.47	.32	10-24	1	100
KHJ-118	.944	.63	.55	.39	1/4-20	1	100
KHJ-120	1.180	.78	.67	.47	5/16-18	1	100
KHJ-122	1.420	1.10	.79	.55	3/8-16	1	100
KHJ-124	1.570	1.26	.94	.63	1/2-13	1	100

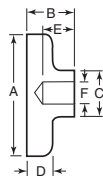
An outstanding knob for use on delicate mechanisms, gauging fixtures, precision instruments, or wherever high quality knobs are required. Aluminum are machined from 6262-T6 bar stock. They have a natural anodized finish and are polished to high luster. Stainless are made of Type 303 stainless steel. Enhances the value of equipment. Available as blanks or with reamed hole. Solid knobs have centered pilot hole for easy centering. Knob with handle is diamond knurled only.

Aluminum w/o Handle
Inch



Straight Knurled w/o Handle

Diamond Knurled w/o Handle

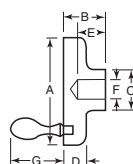


Item No.	A	B	C	D	E	F	Pack Qty.	Bulk Pack Qty.
G-1SK	1	.813	.500	.375	.625	.250	1	100
G-2SK	1	.813	.500	.375	---	Solid	1	100
G-3SK	2	1.125	.813	.563	.875	.375	1	100
G-4SK	2	1.125	.813	.563	---	Solid	1	100
G-5SK	3	1.250	1.250	.688	.875	.625	1	50
G-6SK	3	1.250	1.250	.688	---	Solid	1	50

Aluminum w/ Handle
Inch



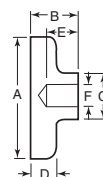
Diamond Knurled w/ Handle



Aluminum or Stainless Steel w/o Handle
Inch



Diamond Knurled w/o Handle



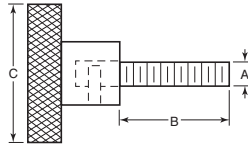
Aluminum			Stainless			A	B	C	D	E	F
Item No.	Pack Qty.	Bulk Pack Qty.	Item No.	Pack Qty.	Bulk Pack Qty.						
G-1N	1	100	SG-1N	1	50	1	.813	.5	.375	.625	.250
G-2N	1	100	SG-2N	1	50	1	.813	.5	.375	---	Solid
G-3N	1	100	SG-3N	1	50	2	1.125	.813	.563	.875	.375
G-4N	1	100	SG-4N	1	50	2	1.125	.813	.563	---	Solid
G-5N	1	50	SG-5N	1	50	3	1.250	1.250	.688	.875	.625
G-6N	1	50	SG-6N	1	50	3	1.250	1.250	.688	---	Solid

Item No.	A	B	C	D	E	F	G	Pack Qty.	Bulk Pack Qty.
GH-1N	2	1.125	.813	.563	.875	.375	1.281	1	25

METAL KNURLED KNOBS



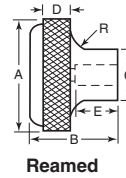
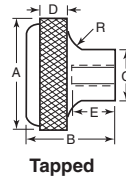
Steel or Stainless Steel Assemblies Steel or Stainless Steel Stud Inch



Assembly consists of knurled knob, listed above, with threaded stud. Stud assembled to knob with light press fit and held in place with spring pin. Steel knobs are 12L14 with black oxide finish. Stainless knobs are Type 303 with a 420 stainless steel spring pin and 18-8 stainless stud.

Steel				Stainless				A	B	C
Item No.	Knob Used	Pack Qty.	Bulk Pack Qty.	Item No.	Knob Used	Pack Qty.	Bulk Pack Qty.			
SKA-00	KKR-1A	1	100	SSKA-00	SKKR-1A	1	100	10-32	1/2	3/4
SKA-0	KKR-1A	1	100	SSKA-0	SKKR-1A	1	100	10-32	1	3/4
SKA-1	KKR-1A	1	100	SSKA-1	SKKR-1A	1	100	10-24	1/2	3/4
SKA-2	KKR-1A	1	100	SSKA-2	SKKR-1A	1	100	10-24	1	3/4
SKA-3	KKR-1B	1	100	SSKA-3	SKKR-1B	1	100	1/4-20	3/4	3/4
SKA-4	KKR-1B	1	100	SSKA-4	SKKR-1B	1	100	1/4-20	1 1/4	3/4
SKA-5	KKR-2A	1	100	SSKA-5	SKKR-2A	1	100	1/4-20	1 3/4	1
SKA-6	KKR-2A	1	100	SSKA-6	SKKR-2A	1	100	1/4-20	3	1
SKA-7	KKR-2B	1	100	SSKA-7	SKKR-2B	1	100	5/16-18	1 3/4	1
SKA-8	KKR-2B	1	100	SSKA-8	SKKR-2B	1	100	5/16-18	3	1
SKA-9	KKR-3A	1	100	SSKA-9	SKKR-3A	1	100	5/16-18	1 3/4	1 1/2
SKA-10	KKR-3A	1	50	SSKA-10	SKKR-3A	1	100	5/16-18	3	1 1/2
SKA-11	KKR-3B	1	50	SSKA-11	SKKR-3B	1	100	3/8-16	1 3/4	1 1/2
SKA-12	KKR-3B	1	50	SSKA-12	SKKR-3B	1	100	3/8-16	3	1 1/2
SKA-13	KKR-4A	1	50	SSKA-13	SKKR-4A	1	100	3/8-16	1 3/4	2
SKA-14	KKR-4A	1	50	SSKA-14	SKKR-4A	1	100	3/8-16	3	2
SKA-15	KKR-4B	1	50	SSKA-15	SKKR-4B	1	100	1/2-13	1 3/4	2
SKA-16	KKR-4B	1	50	SSKA-16	SKKR-4B	1	100	1/2-13	3	2
SKA-17	KKR-5A	1	50	—	—	—	—	1/2-13	1 3/4	2 1/2
SKA-18	KKR-5A	1	50	—	—	—	—	1/2-13	3	2 1/2
SKA-19	KKR-5B	1	50	—	—	—	—	5/8-11	1 3/4	2 1/2
SKA-20	KKR-5B	1	50	—	—	—	—	5/8-11	3	2 1/2
SKA-24	KKR-6B	1	50	—	—	—	—	3/4-10	3	3

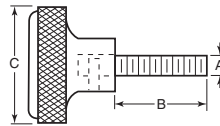
Round Knurled Knobs Steel, Stainless Steel or Aluminum Tapped or Reamed Inch



The dome head gives the knob a more stylistic look. Steel knobs are 12L14 steel with black oxide finish. Stainless knobs are Type 303. Aluminum knobs are Grade 6262-T6 with clear anodize finish.

Blind Tapped Hole										Blind Reamed Hole															
Steel			Stainless			Aluminum				Steel			Stainless			Aluminum				+ .000/- .002 Hole Dia.	Min. Depth				
Item No.	Pack Qty.	Bulk Pack Qty.	Item No.	Pack Qty.	Bulk Pack Qty.	Item No.	Pack Qty.	Bulk Pack Qty.	Thread	Item No.	Pack Qty.	Bulk Pack Qty.	Item No.	Pack Qty.	Bulk Pack Qty.	Item No.	Pack Qty.	Bulk Pack Qty.							
TDK-0A	1	250	TSDK-0A	1	100	TADK-0A	1	100	10-32	RDK-1A	1	250	RSDK-1A	1	100	RADK-1A	1	100	3/16	3/4	5/8	1/2	1/4	3/8	5/64
TDK-1A	1	250	TSDK-1A	1	100	TADK-1A	1	100	10-24	RDK-1B	1	250	RSDK-1B	1	100	RADK-1B	1	100	1/4	3/4	5/8	1/2	1/4	3/8	5/64
TDK-1B	1	250	TSDK-1B	1	100	TADK-1B	1	100	1/4-20	—	—	—	—	—	—	—	—	—	—	3/4	5/8	1/2	1/4	3/8	5/64
TDK-2A	1	250	TSDK-2A	1	100	TADK-2A	1	100	1/4-20	RDK-2A	1	250	RSDK-2A	1	100	RADK-2A	1	100	1/4	1	3/4	5/8	1/4	3/8	5/64
TDK-2B	1	250	TSDK-2B	1	100	TADK-2B	1	100	5/16-18	RDK-2B	1	250	RSDK-2B	1	100	RADK-2B	1	100	5/16	1	3/4	5/8	1/4	3/8	5/64
TDK-3A	1	250	TSDK-3A	1	100	TADK-3A	1	100	5/16-18	RDK-3A	1	250	RSDK-3A	1	100	RADK-3A	1	100	5/16	1 1/2	1	3/4	3/16	3/8	3/16
TDK-3B	1	250	TSDK-3B	1	100	TADK-3B	1	100	3/8-16	RDK-3B	1	250	RSDK-3B	1	100	RADK-3B	1	100	3/8	1 1/2	1	3/4	3/16	3/8	3/16
TDK-4A	1	250	TSDK-4A	1	100	TADK-4A	1	100	3/8-16	RDK-4A	1	250	RSDK-4A	1	100	RADK-4A	1	100	3/8	2	1 1/8	1	3/8	3/8	1/4
TDK-4B	1	250	TSDK-4B	1	100	TADK-4B	1	100	1/2-13	RDK-4B	1	250	RSDK-4B	1	100	RADK-4B	1	100	1/2	2	1 1/8	1	3/8	3/8	1/4

Round Knurled Knobs Steel, Stainless Steel or Aluminum Assemblies Steel or Stainless Stud Inch



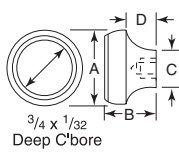
Assemblies consist of knurled knob listed above with threaded stud. Stud assembled to knob with light press fit and held in place with spring pin. Steel knobs are 12L14 with black oxide finish. Stainless knobs are Type 303. Aluminum knobs are grade 6262-T6 with clear anodize finish. Stainless has a 420 stainless steel spring pin and an 18-8 stainless stud. Aluminum has a carbon steel spring pin and stud.

Steel			Stainless			Aluminum			A	B	C			
Item No.	Knob Used	Pack Qty.	Item No.	Knob Used	Pack Qty.	Item No.	Knob Used	Pack Qty.						
DKA-00	RDK-1A	1	250	SDKA-00	RSDK-1A	1	50	ADKA-00	RADK-1A	1	50	10-32	1/2	3/4
DKA-0	RDK-1A	1	250	SDKA-0	RSDK-1A	1	50	ADKA-0	RADK-1A	1	50	10-32	1	3/4
DKA-1	RDK-1A	1	250	SDKA-1	RSDK-1A	1	50	ADKA-1	RADK-1A	1	50	10-24	1/2	3/4
DKA-2	RDK-1A	1	250	SDKA-2	RSDK-1A	1	50	ADKA-2	RADK-1A	1	50	10-24	1	3/4
DKA-3	RDK-1B	1	250	SDKA-3	RSDK-1B	1	50	ADKA-3	RADK-1B	1	50	1/4-20	3/4	3/4
DKA-4	RDK-1B	1	250	SDKA-4	RSDK-1B	1	50	ADKA-4	RADK-1B	1	50	1/4-20	1 1/4	3/4
DKA-5	RDK-2A	1	250	SDKA-5	RSDK-2A	1	50	ADKA-5	RADK-2A	1	50	1/4-20	1 3/4	1
DKA-6	RDK-2A	1	250	SDKA-6	RSDK-2A	1	50	ADKA-6	RADK-2A	1	50	1/4-20	3	1
DKA-7	RDK-2B	1	250	SDKA-7	RSDK-2B	1	50	ADKA-7	RADK-2B	1	50	5/16-18	1 3/4	1
DKA-8	RDK-2B	1	250	SDKA-8	RSDK-2B	1	50	ADKA-8	RADK-2B	1	50	5/16-18	3	1
DKA-9	RDK-3A	1	250	SDKA-9	RSDK-3A	1	50	ADKA-9	RADK-3A	1	50	5/16-18	1 3/4	1 1/2
—	—	—	—	SDKA-10	RSDK-3A	1	50	ADKA-10	RADK-3A	1	50	5/16-18	3	1 1/2
DKA-11	RDK-3B	1	100	SDKA-11	RSDK-3B	1	50	ADKA-11	RADK-3B	1	50	3/8-16	1 3/4	1 1/2
DKA-12	RDK-3B	1	100	SDKA-12	RSDK-3B	1	50	ADKA-12	RADK-3B	1	50	3/8-16	3	1 1/2
DKA-13	RDK-4A	1	100	SDKA-13	RSDK-4A	1	50	ADKA-13	RADK-4A	1	50	3/8-16	1 3/4	2
DKA-14	RDK-4A	1	100	SDKA-14	RSDK-4A	1	50	ADKA-14	RADK-4A	1	50	3/8-16	3	2
DKA-15	RDK-4B	1	100	SDKA-15	RSDK-4B	1	50	ADKA-15	RADK-4B	1	50	1/2-13	1 3/4	2
DKA-16	RDK-4B	1	100	SDKA-16	RSDK-4B	1	50	ADKA-16	RADK-4B	1	50	1/2-13	3	2



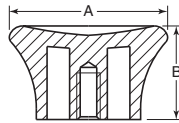
Push-pull knobs feature tapered shanks and enlarged heads to provide good finger clearance and excellent grasp for pulling or lifting. Top surfaces make them equally good for pushing functions. Popular applications include push-pull rods, palm switch knobs, lid knobs, palm grasp knobs for portable power tools, push buttons and drawer pulls.

**Black ABS
Brass Insert
Inch**



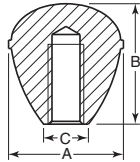
Item No.	A	B	C	D	Insert		Pack Qty.	Bulk Pack Qty.
					Thread	Depth		
DK-77	1	1 1/16	1/2	7/16	8-32	5/16	1	250
DK-78	1	1 1/16	1/2	7/16	10-24	5/16	1	250
DK-79	1	1 1/16	1/2	7/16	10-32	5/16	1	250
DK-80	1	1 1/16	1/2	7/16	1/4-20	5/16	1	250

**Black Phenolic
Molded Thread Insert
Inch**



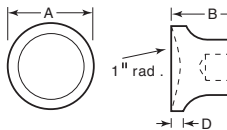
Item No.	A	B	Insert		Pack Qty.	Bulk Pack Qty.
			Thread	Depth		
RST-41	1.30	.63	1/4-20	.45	1	250
RST-42	1.61	.71	1/4-20	.47	1	250

**Black Phenolic
Molded Thread Insert
Inch**



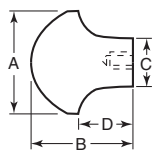
Item No.	A	B	C	Insert		Pack Qty.	Bulk Pack Qty.
				Thread	Depth		
RST-31	.75	.71	.35	10-24	.31	1	250
RST-32	.91	.91	.43	1/4-20	.39	1	250
RST-33	1.02	.98	.47	1/4-20	.39	1	250
RST-34	1.22	1.14	.55	5/16-18	.55	1	250
RST-35	1.38	1.38	.63	3/8-16	.55	1	250

**Black ABS
Brass Insert
Inch**



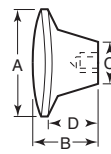
Item No.	A	B	C	D	Insert		Pack Qty.	Bulk Pack Qty.
					Thread	Depth		
DK-99	3/4	3/4	1/2	3/32	6-32	5/16	1	250
DK-100	3/4	3/4	1/2	3/32	8-32	5/16	1	250
DK-101	3/4	3/4	1/2	3/32	10-24	5/16	1	250
DK-102	3/4	3/4	1/2	3/32	10-32	5/16	1	250
DK-103	3/4	3/4	1/2	3/32	1/4-20	5/16	1	250

**Black Phenolic
Brass Insert
Inch**



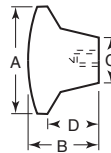
Item No.	A	B	C	D	Insert		Pack Qty.	Bulk Pack Qty.
					Thread	Depth		
DK-485	1	1 1/16	9/16	1 1/16	10-32	5/16	1	250
DK-490	1	1 1/16	9/16	1 1/16	1/4-20	5/16	1	250

**Black Phenolic
Brass Insert
Inch**



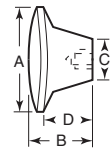
Item No.	A	B	C	D	Insert		Pack Qty.	Bulk Pack Qty.
					Thread	Depth		
DK-470	1 3/16	1 3/16	5/8	7/8	1/4-20	7/16	1	250
DK-480	1 3/16	1 3/16	5/8	7/8	3/8-16	1/2	1	250
DK-47	1 3/8	7/8	5/8	5/8	8-32	5/16	1	250
DK-48	1 3/8	7/8	5/8	5/8	10-32	5/16	1	250
DK-49	1 3/8	7/8	5/8	5/8	1/4-20	7/16	1	250
DK-492	1 3/8	7/8	5/8	5/8	3/8-16	1/2	1	250

**Black Phenolic
Brass Insert
Inch**



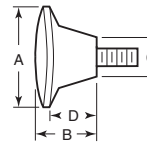
Item No.	A	B	C	D	Insert		Pack Qty.	Bulk Pack Qty.
					Thread	Depth		
DK-800	1	27/32	9/16	1 1/16	8-32	3/8	1	250
DK-805	1	27/32	9/16	1 1/16	10-24	5/16	1	250
DK-810	1	27/32	9/16	1 1/16	10-32	5/16	1	250
DK-815	1	27/32	9/16	1 1/16	1/4-20	7/16	1	250
DK-820	1	27/32	9/16	1 1/16	5/16-18	7/16	1	250

**Black Polypropylene
Brass Insert
Inch**



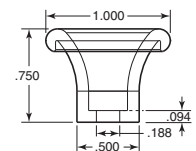
Item No.	A	B	C	D	Insert		Pack Qty.	Bulk Pack Qty.
					Thread	Depth		
DK-919	1 3/8	7/8	5/8	5/8	8-32	3/8	1	250
DK-921	1 3/8	7/8	5/8	5/8	1/4-20	7/16	1	250
DK-923	1 3/8	7/8	5/8	5/8	3/8-16	1/2	1	250

**Black Phenolic
Plated Steel Stud
Inch**



Item No.	A	B	C	D	Stud		Pack Qty.	Bulk Pack Qty.
					Thread	Length		
DK-50	1 3/8	7/8	5/8	5/8	1/4-20	1/2	1	250
DK-51	1 3/8	7/8	5/8	5/8	1/4-20	1	1	250
DK-52	1 3/8	7/8	5/8	5/8	5/16-18	3/4	1	250
DK-53	1 3/8	7/8	5/8	5/8	5/16-18	1 1/4	1	250

**Clear Acrylic
Inch**



Ergonomically designed to fit between thumb and forefinger. Transparent and solvent cementable.

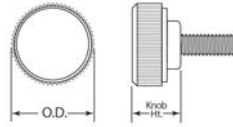
Item No.	Description	Pack Qty.	Bulk Pack Qty.
CR-8	Acrylic Knob	1	250



Features:

- Can be used as a thumb screw or a knob
- Pre-assembled version available to save time

TSK Series
Black Nylon
Knurled Knob
Zinc Plated Steel
Inch

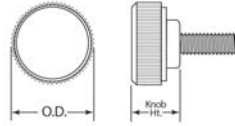


Screw size	OD (in)	Knob Height (in)
#4	0.313	2.300
#6	0.375	2.900
#8	0.250	3.500
#10	0.656	4.500
1/4	1.000	5.750
5/16	1.000	7.250

Item No.	Thread	Length	Pack Qty.	Bulk Pack Qty.
TSK005A	4-40	.250"	1	50
TSK010A	4-40	.375"	1	50
TSK015A	4-40	.500"	1	50
TSK020A	6-32	.250"	1	50
TSK025A	6-32	.375"	1	50
TSK030A	6-32	.500"	1	50
TSK035A	6-32	.750"	1	50
TSK040A	8-32	.250"	1	50
TSK045A	8-32	.375"	1	50
TSK050A	8-32	.500"	1	50
TSK055A	8-32	1.00"	1	50

Item No.	Thread	Length	Pack Qty.	Bulk Pack Qty.
TSK060A	10-32	.500"	1	50
TSK065A	10-32	1.00"	1	50
TSK070A	10-32	1.50"	1	50
TSK075A	1/4-20	.500"	1	50
TSK080A	1/4-20	.750"	1	50
TSK085A	1/4-20	1.00"	1	50
TSK090A	1/4-20	1.50"	1	50
TSK095A	5/16-18	.500"	1	50
TSK100A	5/16-18	.750"	1	50
TSK105A	5/16-18	1.00"	1	50
TSK110A	5/16-18	1.50"	1	50

TSK Series
Black Nylon
Knurled Knob
Zinc Plated Steel
Metric

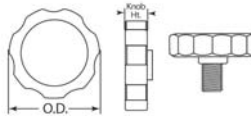


Screw size	OD (mm)	Knob Height (mm)
M4	12.700	5.560
M5	16.600	6.350
M6	25.400	8.330

Item No.	Thread	Length	Pack Qty.	Bulk Pack Qty.
TSK240A	M4	10mm	1	50
TSK245A	M4	20mm	1	50
TSK250A	M4	25mm	1	50
TSK255A	M5	12mm	1	50
TSK260A	M5	20mm	1	50
TSK265A	M5	25mm	1	50

Item No.	Thread	Length	Pack Qty.	Bulk Pack Qty.
TSK270A	M6	12mm	1	50
TSK275A	M6	20mm	1	50
TSK280A	M6	25mm	1	50
TSK285A	M8	12mm	1	50
TSK290A	M8	20mm	1	50
TSK295A	M8	25mm	1	50

TSK Series
Black Nylon
Zinc Plated Steel Lobed Knob
Inch

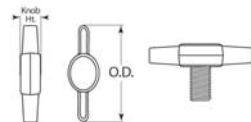


Screw size	OD (in)	Knob Height (in)
1/4	1.5	0.375
5/16	1.5	0.375
3/8	1.5	0.375

Item No.	Thread	Length	Pack Qty.	Bulk Pack Qty.
TSK115A	1/4-20	.500"	1	50
TSK120A	1/4-20	.750"	1	50
TSK125A	1/4-20	1.00"	1	50
TSK130A	1/4-20	1.50"	1	50
TSK135A	5/16-18	.500"	1	50
TSK140A	5/16-18	.750"	1	50

Item No.	Thread	Length	Pack Qty.	Bulk Pack Qty.
TSK145A	5/16-18	1.00"	1	50
TSK150A	5/16-18	1.50"	1	50
TSK155A	3/8-16	.750"	1	50
TSK160A	3/8-16	1.00"	1	50
TSK165A	3/8-16	1.50"	1	50

TSK Series
Black Nylon
Wing Knob
Zinc Plated Steel
Inch



Screw size	OD (in)	Knob Height (in)
#10	1.000	0.250
1/4	1.266	0.344
5/16	1.500	0.406
3/8	1.781	0.484

Item No.	Thread	Length	Pack Qty.	Bulk Pack Qty.
TSK170A	10-32	.500"	1	50
TSK175A	10-32	1.00"	1	50
TSK180A	10-32	1.50"	1	50
TSK185A	1/4-20	.500"	1	50
TSK190A	1/4-20	.750"	1	50
TSK195A	1/4-20	1.00"	1	50
TSK200A	1/4-20	1.50"	1	50

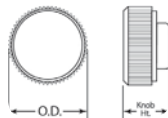
Item No.	Thread	Length	Pack Qty.	Bulk Pack Qty.
TSK205A	5/16-18	.500"	1	50
TSK210A	5/16-18	.750"	1	50
TSK215A	5/16-18	1.00"	1	50
TSK220A	5/16-18	1.50"	1	50
TSK225A	3/8-16	.750"	1	50
TSK230A	3/8-16	1.00"	1	50
TSK235A	3/8-16	1.50"	1	50



Features:

- Can be used as a thumb screw or a knob
- Caps available for use with any length screw
- Multiple colors available

TSK Series
Round
Acetal
Inch

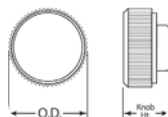


Screw size	OD (in)	Knob Height (In)
#4	0.312	0.172
#6	0.375	0.203
#8	0.250	0.219
#10	0.656	0.250
1/4	1.000	0.328
5/16	1.000	0.391

Item No.	For Screw	Color	Pack Qty.	Bulk Pack Qty.
TSK300A	4	Black	1	100
TSK305A	6	Black	1	100
TSK310A	8	Black	1	100
TSK315A	10	Black	1	100
TSK320A	1/4	Black	1	100
TSK325A	5/16	Black	1	100
TSK330A	4	Blue	1	100
TSK335A	6	Blue	1	100
TSK340A	8	Blue	1	100

Item No.	For Screw	Color	Pack Qty.	Bulk Pack Qty.
TSK345A	10	Blue	1	100
TSK350A	1/4	Blue	1	100
TSK355A	5/16	Blue	1	100
TSK360A	4	Red	1	100
TSK365A	6	Red	1	100
TSK370A	8	Red	1	100
TSK375A	10	Red	1	100
TSK380A	1/4	Red	1	100
TSK385A	5/16	Red	1	100

TSK Series
Round
Acetal
Metric



Screw size	OD (mm)	Knob Height (mm)
M4	12.700	5.560
M5	16.600	6.350
M6	25.400	8.330

Item No.	For Screw	Color	Pack Qty.	Bulk Pack Qty.
TSK390A	M4	Black	1	100
TSK395A	M5	Black	1	100
TSK400A	M6	Black	1	100
TSK405A	M4	Blue	1	100
TSK410A	M5	Blue	1	100

Item No.	For Screw	Color	Pack Qty.	Bulk Pack Qty.
TSK415A	M6	Blue	1	100
TSK420A	M4	Red	1	100
TSK425A	M5	Red	1	100
TSK430A	M6	Red	1	100

TSK Series
7 Lobed
Acetal
Inch

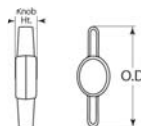


Screw size	OD (in)	Knob Height (In)
1/4	1.500	0.375
5/16	1.500	0.375
3/8	1.500	0.375

Item No.	For Screw	Color	Pack Qty.	Bulk Pack Qty.
TSK435A	1/4	Black	1	100
TSK440A	5/16	Black	1	100
TSK445A	3/8	Black	1	100
TSK450A	1/4	Blue	1	100
TSK455A	5/16	Blue	1	100

Item No.	For Screw	Color	Pack Qty.	Bulk Pack Qty.
TSK460A	3/8	Blue	1	100
TSK465A	1/4	Red	1	100
TSK470A	5/16	Red	1	100
TSK475A	3/8	Red	1	100

TSK Series
Wing
Acetal
Inch



Screw size	OD (in)	Knob Height (In)
#10	1.000	0.250
1/4	1.266	0.344
5/16	1.500	0.406
3/8	1.781	0.484

Item No.	For Screw	Color	Pack Qty.	Bulk Pack Qty.
TSK480A	10	Black	1	100
TSK485A	1/4	Black	1	100
TSK490A	5/16	Black	1	100
TSK495A	3/8	Black	1	100
TSK500A	10	Blue	1	100
TSK505A	1/4	Blue	1	100

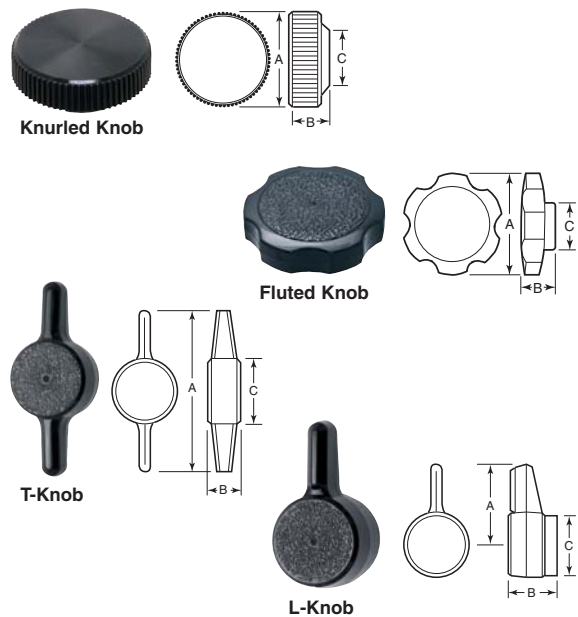
Item No.	For Screw	Color	Pack Qty.	Bulk Pack Qty.
TSK510A	5/16	Blue	1	100
TSK515A	3/8	Blue	1	100
TSK520A	10	Red	1	100
TSK525A	1/4	Red	1	100
TSK530A	5/16	Red	1	100
TSK535A	3/8	Red	1	100



THUMB SCREW & PUSH-PULL KNOBS

Make your own thumb screw knobs with any socket head cap screw. Knobs press-fit onto screws with arbor press or between jaw plates. Made from Delrin 500 Acetal Resin. A real money saver! Assortments come in break resistant box.

Delrin 500 Acetal Resin Individual Inch and Metric



Black Item No.	Red Item No.	Grey Item No.	Yellow Item No.	Fits Screw	A	B	C	Pack Qty.	Bulk Pack Qty.
Knurled - Inch									
SLK-1	SLK-1R	—	—	# 4	5/16	1 1/64	9/32	1	250
SLK-2	SLK-2R	—	—	# 6	3/8	3/16	2 1/64	1	250
SLK-3	SLK-3R	—	—	# 8	1/2	7/32	3/8	1	250
SLK-4	SLK-4R	SLK-4G	SLK-4Y	#10	5/8	1/4	27/64	1	250
SLK-5	SLK-5R	SLK-5G	SLK-5Y	1/4	3/4	5/16	1/2	1	250
SLK-6	SLK-6R	—	SLK-6Y	1/4	1	5/16	1/2	1	250
SLK-7	SLK-7R	—	—	1/4	1	19/32	19/32	1	250
Knurled - Metric									
SLK-200	—	—	—	M3	9.6	4.4	8.3	1	250
SLK-300	—	—	—	M4	13	5.5	9.8	1	250
SLK-400	—	—	—	M5	16	6.5	11.5	1	250
SLK-500	SLK-500R	SLK-500G	—	M6	19	7.6	13.0	1	250
SLK-600	—	SLK-600G	—	M6	26	7.8	13.0	1	250
SLK-700	SLK-700R	—	—	M8	26	9.8	16.0	1	250
Fluted - Inch									
Inch									
SLK-8	SLK-8R	—	—	1/4	1 1/2	19/32	17/32	1	250
SLK-9	—	—	—	5/16	1 1/2	19/32	37/64	1	250
SLK-10	SLK-10R	SLK-10G	SLK-10Y	3/8	1 1/2	19/32	45/64	1	250
Metric									
SLK-800	—	—	—	M6	38	12.2	14.1	1	250
SLK-900	—	—	—	M8	38	10.0	16.0	1	250
T - Inch									
SLK-11	SLK-11R	—	—	#10	1	1/4	7/16	1	50
SLK-12	SLK-12R	—	—	1/4	1 1/4	5/16	33/64	1	50
SLK-13	—	—	—	5/16	1 1/2	19/32	5/8	1	50
T - Metric									
SLK-1100	—	—	—	M5	26	6.6	12.0	1	50
SLK-1200	—	—	—	M6	30	7.8	13.5	1	50
SLK-1300	—	—	—	M8	38	10.0	16.5	1	50
L - Inch									
SLK-15	—	—	—	#10	9/16	1 1/32	29/64	1	50
SLK-16	SLK-16R	—	—	1/4	1 1/16	7/16	83/64	1	50

Delrin 500 Acetal Resin Assortments Inch and Metric

Item No.	Description	Pack Qty.	Bulk Pack Qty.
SLK-280	280 Pcs. Inch Asst. - Black 20 Ea. of SLK-1 thru SLK-16	1	25
SLK-622	340 Pcs. Inch Asst. SLK-1 thru SLK-16 - 10 Black, 5 Red, 5 Grey	1	25
SLK-260	260 Pcs. Metric Asst. - Black 20 Ea. of SLK-200 thru SLK-1300	1	25
SLK-621	260 Pc. Metric Asst. SLK-200 thru SLK-1300 - 10 Black, 5 Red, 5 Grey	1	25



Stainless Steel Type 303 Tapped Inch



Item No.	A	B	C	Thread	Depth	Pack Qty.	Bulk Pack Qty.
KHJ-108	.827	.827	.47	8-32	.39	1	100
KHJ-110	.827	.827	.47	10-24	.39	1	100
KHJ-112	.984	.984	.55	1/4-20	.39	1	100
KHJ-114	1.300	1.300	.71	5/16-18	.55	1	100



Zinc Die Cast Bright Chrome Inch

Item No.	Style	Finish	Dia.	Height	Pack Qty.	Bulk Pack Qty.
AN-148	A	Bright Chrome	1 1/2	3/4	1	250
AN-149	C	Bright Chrome	1 1/2	5/8	1	250



Style A



Style C



Zinc Die Cast Bright Chrome or Black Nickel Inch



Bright Chrome

Black Nickel

Item No.	Finish	Dia.	Height	Pack Qty.	Bulk Pack Qty.
AN-162	Bright Chrome	1 1/4	1 1/8	1	250
AN-163	Black Nickel	1 1/4	1 1/8	1	250



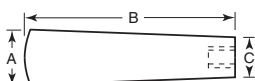


The larger sizes are suitable for shift levers, control levers and push-pull rods on machine tools, lawn and garden equipment, jigs and fixtures, etc. The smaller sizes are ideal for fingertip levers and push-pull or lid knobs.

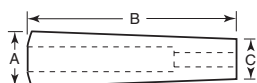
Black Phenolic Tapered Brass Insert or Counterbored Inch



Brass Insert



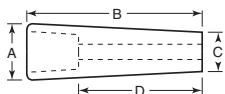
Counterbored



Item No.	A	B	C	Insert		Pack Qty.	Bulk Pack Qty.
				Thread	Depth		
BTH-21	1	1 1/4	1/2	1/4-20	7/16	1	250
BTH-22	1	1 1/4	1/2	5/16-18	7/16	1	250
BTH-10	1	2 3/8	5/8	1/4-20	7/16	1	250
BTH-11	1	2 3/8	5/8	5/16-18	7/16	1	250
BTH-12	1	2 3/8	5/8	3/8-16	1/2	1	250
BTH-1*	1 1/8	3 3/8	3/4	—	—	1	250
BTH-13	1 1/8	3 3/8	3/4	1/4-20	1/2	1	250
BTH-14	1 1/8	3 3/8	3/4	5/16-18	5/8	1	250
BTH-2	1 1/8	3 3/8	3/4	3/8-16	5/8	1	250
BTH-3	1 1/8	3 3/8	3/4	3/8-24	5/8	1	250
BTH-4	1 1/8	3 3/8	3/4	7/16-20	5/8	1	250
BTH-5	1 1/8	3 3/8	3/4	3/8-16	2	1	250
BTH-6	1 1/8	3 3/8	3/4	3/8-24	2	1	250
BTH-7	1 1/8	3 3/8	3/4	7/16-20	2	1	250

*BTH-1 has 1 7/64" cored hole 1" deep from small end and 1/2" diameter counterbore extending from large end to meet small hole. Used for revolving handle.

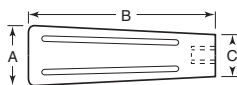
Black Phenolic Tapered Thru Hole Inch



Use with socket head cap screws.

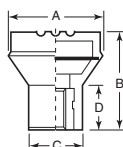
Item No.	A	B	C	D	Thru Hole		Pack Qty.	Bulk Pack Qty.
					Actual	Nominal		
BTH-16	1	2 9/16	5/8	5/8	.251/.256	1/4	1	250
BTH-17	1 1/8	3 1/16	3/4	2 5/8	.380/.385	3/8	1	250
BTH-18	1 1/8	3 1/16	3/4	2 5/8	.505/.515	1/2	1	250
BTH-19	1 3/8	4 3/32	1	2 5/8	.380/.390	3/8	1	250
BTH-20	1 3/8	4 3/32	1	2 5/8	.500/.510	1/2	1	250

Black Phenolic Tapered Ribbed Brass Insert Inch



Item No.	A	B	C	Insert		Pack Qty.	Bulk Pack Qty.
				Thread	Depth		
BTH-168	1 3/8	4 3/8	1	3/8-16	3/4	1	250
BTH-169	1 3/8	4 3/8	1	1/2-13	1	1	250

Black Thermoplastic Mushroom Novo-Grip™ Steel or Stainless Insert Inch and Metric



These press-on knobs hold securely without threads or set screws. Knob is held in place with a ribbed insert that squeezes onto the shaft. Simply pound or press onto the shaft. Eliminates machining costs. Knobs won't come off under normal use, however, they can be removed by pounding on the underside with a hammer. Shaft diameter should be +.000/-.003 of size for best fit.

Black Phenolic Press-on Tapered Inch



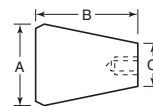
Item No.	Dia.	Length	Shaft Dia.	Bore Depth	Pack Qty.	Bulk Pack Qty.
POK-110	7/8	1 1/8	1/4	3/8	1	250
POK-115	1 1/8	1 3/8	5/16	9/16	1	250
POK-120	1 3/8	1 5/8	3/8	3/4	1	250
POK-125	1 5/8	1 7/8	1/2	3/4	1	250

Black Phenolic Press-on Handle Inch



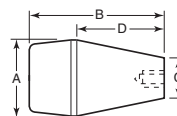
Item No.	Dia.	Length	Shaft Dia.	Bore Depth	Pack Qty.	Bulk Pack Qty.
POH-5	.79	2.36	1/4	2	1	250
POH-20	1.18	4.33	3/8	3 3/4	1	250

Black Phenolic Tapered Brass Insert Inch



Item No.	A	B	C	Insert		Pack Qty.	Bulk Pack Qty.
				Thread	Depth		
BD-60	3/4	7/8	3/8	6-32	5/16	1	250
BD-65	3/4	7/8	3/8	8-32	5/16	1	250
BD-70	3/4	7/8	3/8	10-24	5/16	1	250
BD-75	3/4	7/8	3/8	10-32	5/16	1	250

Black Thermoplastic Tapered Soft Touch Brass Insert Inch



Item No.	A	B	C	D	Insert		Pack Qty.	Bulk Pack Qty.
					Thread	Depth		
DK-180	1 1/2	2 1/2	1 5/16	1 1/2	1/4-20	5/8	1	250
DK-181	1 1/2	2 1/2	1 5/16	1 1/2	5/16-18	3/4	1	250
DK-182	1 1/2	2 1/2	1 5/16	1 1/2	3/8-16	5/8	1	250
DK-183	1 1/2	2 1/2	1 5/16	1 1/2	1/2-13	5/8	1	250

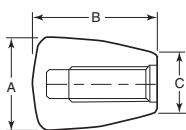


Steel		Stainless		Insert Thread	Insert Depth	Pack Qty.	Bulk Pack Qty.		
Item No.	Item No.	A	B						
Inch									
GK-305	—	.83	.83	.47	.39	8-32	.39	1	250
GK-315	—	.98	.98	.55	.47	1/4-20	.39	1	250
Metric									
GK-355	GK-375	.98	.98	.55	.47	M6 x 1.00	.39	1	250
—	GK-380	1.30	1.30	.71	.59	M8 x 1.25	.55	1	250



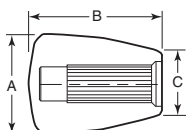
TAPERED & HANDLE STYLE KNOBS

Black Thermoplastic Tapered Molded Thread Inch and Metric



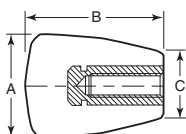
Item No.	A	B	C	Hole		Pack Qty.	Bulk Pack Qty.
				Thread	Thread Depth		
Inch							
JCL-48	.98	1.34	.63	1/4-20	.87	1	250
JCL-49	.98	1.34	.63	5/16-18	.87	1	250
JCL-51	1.26	1.69	.79	5/16-18	1.10	1	250
JCL-52	1.26	1.69	.79	3/8-16	1.10	1	250
Metric							
JCL-4370	25	34	17	M6	27	1	250
JCL-4375	25	34	17	M8	28	1	250
JCL-4380	32	43	21	M8	34	1	250
JCL-4385	32	43	21	M10	33	1	250

Black Thermoplastic Tapered Press On Inch



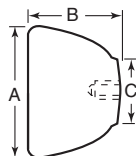
Item No.	A	B	C	Bore		Pack Qty.	Bulk Pack Qty.
				Size	Depth		
JCL-53	.98	1.34	.63	1/4	.87	1	250
JCL-54	.98	1.34	.63	5/16	.87	1	250
JCL-56	.98	1.34	.63	3/8	.87	1	250
JCL-57	1.26	1.69	.79	5/16	1.10	1	250
JCL-58	1.26	1.69	.79	3/8	1.10	1	250
JCL-59	1.26	1.69	.79	1/2	1.10	1	250

Black Thermoplastic Tapered Brass Insert Inch



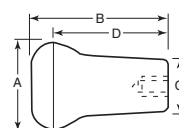
Item No.	A	B	C	Insert		Pack Qty.	Bulk Pack Qty.
				Thread	Depth		
JCL-43	.98	1.34	.63	1/4-20	.87	1	250
JCL-44	.98	1.34	.63	5/16-18	.87	1	250
JCL-46	1.26	1.69	.79	5/16-18	1.10	1	250
JCL-47	1.26	1.69	.79	3/8-16	1.10	1	250

Black Phenolic Tapered Brass Insert or Molded Thread Inch



Item No.	A	B	C	Thread	Pack Qty.	Bulk Pack Qty.
DK-310	1 1/2	1	1 5/16	1/4-20 x 5/8 Molded	1	250
DK-315	1 1/2	1	1 5/16	5/16-18 x 3/8 Molded	1	250
DK-320	1 1/8	1 1/2	7/8	1/4-20 x 3/8 Brass	1	250
DK-325	1 1/8	1 1/2	7/8	5/16-18 x 1/2 Brass	1	250
DK-330	1 1/8	1 1/2	7/8	3/8-16 x 5/8 Molded	1	250
DK-335	1 1/8	1 1/2	7/8	1/2-13 x 7/8 Molded	1	250

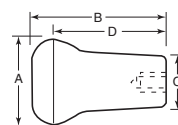
Black Polypropylene Tapered Brass Insert Inch



Item No.	A	B	C	D	Insert		Pack Qty.	Bulk Pack Qty.
					Thread	Depth		
DK-890	1 1/8	2 1/8	1 3/16	1 1/4	1/4-20	7/16	1	250
DK-891	1 1/8	2 1/8	1 3/16	1 1/4	5/16-18	5/8	1	250
DK-892	1 1/8	2 1/8	1 3/16	1 1/4	3/8-16	5/8	1	250
DK-893	1 1/8	2 1/8	1 3/16	1 1/4	1/2-13	5/8	1	250
DK-894	1 1/8	2 1/2	7/8	2 1/8	1/4-20	5/8	1	250

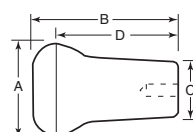
These plastic knobs are molded of Deltaflex which is a durable plastic, yet feels soft to the touch. Deltaflex is highly resistant to chemicals. Both styles available with brass insert or cored holes. Cored holes push fit over the shaft diameter indicated. Saves installation time.

Black Deltaflex Soft Touch Oval and Tapered Brass Insert Inch



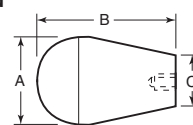
Item No.	A	B	C	D	Insert		Pack Qty.	Bulk Pack Qty.
					Thread	Depth		
DK-895	1 1/8	2 1/2	7/8	2 1/8	5/16-18	5/8	1	250
DK-896	1 1/8	2 1/2	7/8	2 1/8	3/8-16	5/8	1	250
DK-897	1 1/8	2 1/2	7/8	2 1/8	1/2-13	5/8	1	250
DK-913	1 1/2	4 3/8	7/8	4	1/4-20	7/16	1	250
DK-915	1 1/2	4 3/8	7/8	4	3/8-16	1/2	1	250

Black Deltaflex Soft-Touch Oval and Tapered Core Hole Inch



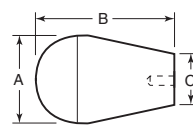
Item No.	A	B	C	D	For Shaft Dia.	Cored Hole		Pack Qty.	Bulk Pack Qty.
						Dia.	Depth		
DK-898	1 1/8	2 1/8	1 3/16	1 1/4	1/4	.201/.206	1	1	250
DK-902	1 1/8	2 1/2	7/8	2 1/8	1/4	.201/.206	1	1	250
DK-904	1 1/8	2 1/2	7/8	2 1/8	3/8	.312/.327	1	1	250
DK-916	1 1/2	4 3/8	7/8	4	1/4	.201/.206	1	1	250
DK-918	1 1/2	4 3/8	7/8	4	3/8	.312/.327	1	1	250

Black Deltaflex Soft-Touch Oval and Tapered Brass Insert Inch



Item No.	A	B	C	Insert		Pack Qty.	Bulk Pack Qty.
				Thread	Depth		
DK-907	1 1/8	2 1/2	7/8	5/16-18	5/8	1	250
DK-908	1 1/8	2 1/2	7/8	3/8-16	5/8	1	250

Black Deltaflex Soft-Touch Oval and Tapered Core Hole Inch



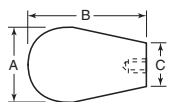
Item No.	A	B	C	For Shaft Dia.	Cored Hole		Pack Qty.	Bulk Pack Qty.
					Dia.	Depth		
DK-909	1 1/8	2 1/2	7/8	1/4	.201/.206	1	1	250
DK-912	1 1/8	2 1/2	7/8	1/2	.420/.437	1	1	250



TAPERED & HANDLE STYLE KNOBS

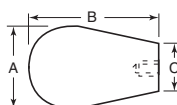
Buy One or
Buy Bulk & SAVE

**Black Phenolic
Oval Tapered
Brass Insert
Inch**



Item No.	A	B	C	Insert Thread	Insert Depth	Pack Qty.	Bulk Pack Qty.
BD-0	3/4	1 1/4	3/8	6-32	5/16	1	250
BD-1	3/4	1 1/4	3/8	8-32	5/16	1	250
BD-2	3/4	1 1/4	3/8	10-32	5/16	1	250
BD-6	1	1 5/8	1/2	1/4-20	7/16	1	250
BD-7	1	1 5/8	1/2	5/16-18	7/16	1	250
BD-8	1	1 5/8	1/2	3/8-16	1/2	1	250
BD-10	1 1/16	1 7/8	9/16	10-32	5/16	1	250
BD-5	1 3/16	1 7/8	9/16	10-24	5/16	1	250
BD-15	1 3/16	1 7/8	9/16	1/4-20	7/16	1	250
BD-20	1 5/8	2 1/2	7/8	1/4-20	7/16	1	250
BD-25	1 5/8	2 1/2	7/8	5/16-18	7/16	1	250
BD-30	1 5/8	2 1/2	7/8	3/8-16	1/2	1	250
BD-35	1 5/8	2 1/2	7/8	1/2-13	5/8	1	250

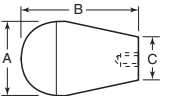
**Oval Tapered Knobs
Black Phenolic
Brass Insert or Molded Thread
Inch**



Item No.	A	B	C	Insert Length	Insert Depth	Pack Qty.	Bulk Pack Qty.
OA-4	1 1/8	1 7/16	1/2	1/4-20	7/16	1	250
OA-3	1 1/8	1 7/16	1/2	5/16-18	7/16	1	250
OA-1	1 1/8	1 7/16	1/2	5/16-24	7/16	1	250
OA-2	1 1/8	1 7/16	1/2	3/8-16	1/2	1	250
OA-5	1 1/8	1 7/16	1/2	3/8-24	1/2	1	250
OA-6*	1 1/8	1 7/16	1/2	7/16-20	1/2	1	250

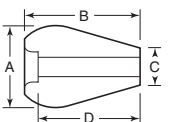
*Plastic Molded thread

**Black Polypropylene
Oval Tapered
Brass Insert
Inch**



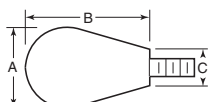
Item No.	A	B	C	Insert Thread	Insert Depth	Pack Qty.	Bulk Pack Qty.
DK-201	1 5/8	2 1/2	7/8	1/4-20	5/8	1	250
DK-202	1 5/8	2 1/2	7/8	5/16-18	5/8	1	250
DK-203	1 5/8	2 1/2	7/8	3/8-16	5/8	1	250
DK-204	1 5/8	2 1/2	7/8	1/2-13	5/8	1	250

**Black Phenolic
Oval Tapered
Thru Hole
Inch**



Item No.	A	B	C	D	Thru Hole	Pack Qty.	Bulk Pack Qty.
BD-50	1 3/16	1 3/4	5/16	1 7/16	3/8	1	250

**Black Phenolic
Oval Tapered
Plated Steel Stud
Inch**



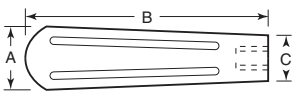
Item No.	A	B	C	Stud Thread	Stud Depth	Pack Qty.	Bulk Pack Qty.
BD-40	1 5/8	2 1/2	7/8	5/16-18	1/2	1	250

**Black Phenolic
Tapered and Ribbed
Brass Insert
Inch**



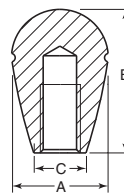
Item No.	A	B	C	Insert Thread	Insert Depth	Pack Qty.	Bulk Pack Qty.
BTH-170	1 1/8	3 3/8	2 5/32	1/4-20	1/2	1	250
BTH-171	1 3/8	4 5/16	1	3/8-16	3/4	1	250
BTH-172	1 3/8	4 5/16	1	1/2-13	1	1	250

**Black Phenolic
Tapered and Ribbed
Brass Insert
Inch**



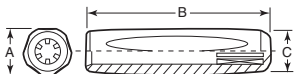
Item No.	A	B	C	Insert Thread	Insert Depth	Pack Qty.	Bulk Pack Qty.
BTH-15	1 3/8	4 1/2	1	5/16-18	5/8	1	250
BTH-8	1 3/8	4 1/2	1	3/8-16	2	1	250
BTH-9	1 3/8	4 1/2	1	1/2-13	2	1	250

**Black Phenolic
Oval Tapered
Molded Thread
Inch**



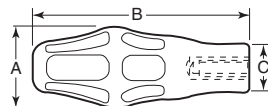
Item No.	A	B	C	Thread	Thread Depth	Pack Qty.	Bulk Pack Qty.
RST-36	.75	1.18	.39	10-24	.31	1	250
RST-37	.87	1.34	.51	1/4-20	.39	1	250
RST-38	1.14	1.73	.59	5/16-18	.55	1	250
RST-39	1.38	2.01	.63	3/8-16	.55	1	250
RST-40	1.46	2.28	.67	3/8-16	.55	1	250

**Black Plastic
Press-on
Inch**



Item No.	A	B	C	Mounting Hole Dia.	Mounting Hole Depth	Pack Qty.	Bulk Pack Qty.
ESP-85	.87	3.35	.71	.313	2.36	1	250

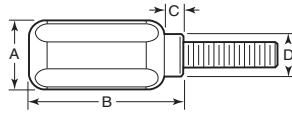
**Black Polypropylene
Tapered Ergonomic
Brass Insert
Inch**



Item No.	A	B	C	Insert Thread	Insert Depth	Pack Qty.	Bulk Pack Qty.
DK-236	1 27/64	3 3/4	5/64	1/4-20	7/8	1	250
DK-237	1 27/64	3 3/4	5/64	5/16-18	5/8	1	250
DK-238	1 27/64	3 3/4	5/64	3/8-16	5/8	1	250

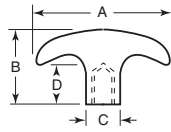


**Black Thermoplastic
Plated Steel Stud
Inch**



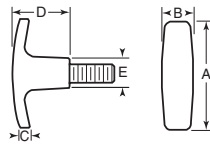
Item No.	A	B	C	D	Stud		Pack Qty.	Bulk Pack Qty.
					Thread	Length		
JCL-745	1.44	3.23	.35	.87	3/8-16	.98	1	100
JCL-750	1.44	3.23	.35	.87	1/2-13	.98	1	100

**Black Phenolic
Brass Insert
Inch**



Item No.	A	B	C	D	Insert		Pack Qty.	Bulk Pack Qty.
					Thread	Depth		
DK-75	2 1/4	1 1/4	9/16	1 1/16	1/4-20	1/2	1	100
DK-495	2 1/4	1 1/4	9/16	1 1/16	1/4-28	7/16	1	100
DK-76	2 1/4	1 1/4	9/16	1 1/16	5/16-18	1/2	1	100

**Black Thermoplastic
Plated Steel Stud
Inch**



Item No.	A	B	C	D	E	Stud		Pack Qty.	Bulk Pack Qty.
						Thread	Length		
JCL-30	1.97	.59	.20	.94	.55	1/4-20	.51	1	100
JCL-35	1.97	.59	.20	.94	.55	1/4-20	.98	1	100
JCL-40	2.36	.67	.24	1.26	.63	5/16-18	.98	1	100
JCL-45	2.83	.75	.35	1.30	.71	3/8-16	.98	1	100
JCL-50	2.83	.75	.35	1.30	.71	3/8-16	1.38	1	100

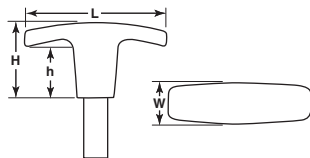
KTE Series

T Knobs

Black Nylon 6

Aluminum Insert or Plated Steel Stud

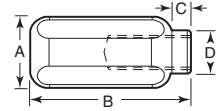
Inch



Female Knobs

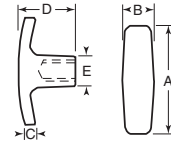
Item No.	Style	Thread Size	L In	H In	h In	W In	Pack Qty.	Bulk Pack Qty.
KTE1000A	Female	1/4-20	1.57	1.18	0.79	0.51	1	100
KTE1100A	Female	1/4-20	1.97	0.98	0.63	0.63	1	100
KTE1200A	Female	1/4-20	2.36	1.26	0.91	0.71	1	100
KTE1300A	Female	5/16-11	2.80	1.34	0.75	0.75	1	100
KTE1400A	Female	3/8-16	3.15	1.57	1.02	1.06	1	100

**Black Thermoplastic
Brass Insert
Inch**



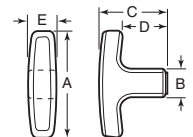
Item No.	A	B	C	D	Insert		Pack Qty.	Bulk Pack Qty.
					Thread	Depth		
JCL-735	1.44	3.23	.35	.87	3/8-16	.56	1	100
JCL-740	1.44	3.23	.35	.87	1/2-13	.75	1	100

**Black Thermoplastic
Brass Insert
Inch**



Item No.	A	B	C	D	E	Insert		Pack Qty.	Bulk Pack Qty.
						Thread	Depth		
JCL-5	1.97	.59	.20	.94	.55	1/4-20	.375	1	100
JCL-10	2.36	.67	.24	1.26	.63	1/4-20	.375	1	100
JCL-15	2.36	.67	.24	1.26	.63	5/16-18	.469	1	100
JCL-20	2.83	.75	.35	1.30	.71	5/16-18	.469	1	100
JCL-25	2.83	.75	.35	1.30	.71	3/8-16	.562	1	100

**Black Thermoplastic
Brass Insert
Inch**



Item No.	A	B	C	D	E	Insert		Pack Qty.	Bulk Pack Qty.
						Thread	Depth		
KHY-500	1.57	.51	1.18	.79	.51	1/4-20	.63	1	100
KHY-505	2.17	.55	1.30	.87	.55	1/4-20	.71	1	100
KHY-510	2.64	.63	1.46	.98	.63	5/16-18	.79	1	100
KHY-515	3.15	.79	1.61	1.02	.79	3/8-16	.79	1	100

Features:

- Knurled Matte Finish for easy gripping
- High Impact resistant material
- Resistant to most oils, fuels and greases

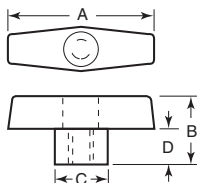
Male Knobs

Item No.	Style	Thread Size	Stud Length	L In	H In	h In	W In	Pack Qty.	Bulk Pack Qty.
KTE2000A	Male	1/4-20	0.78	1.57	1.18	0.79	0.51	1	100
KTE2100A	Male	1/4-20	0.78	1.97	0.98	0.63	0.63	1	100
KTE2200A	Male	1/4-20	0.98	2.36	1.26	0.91	0.71	1	100
KTE2300A	Male	5/16-18	1.18	2.80	1.34	0.75	0.75	1	100
KTE2400A	Male	3/8-16	1.58	3.15	1.57	1.02	1.06	1	100



WING KNOBS

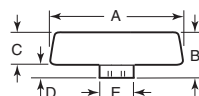
Black Polypropylene Textured Finish Thru Hole Steel Insert w/ Knob-Lok Inch



Unique Knob-Lok features a nylon locking element that resists vibration and prevents back off. It also allows for consistent installation torque and precise adjustments. No tools needed for safe and sure fastening.

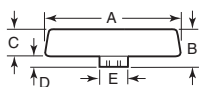
Item No.	A	B	C	D	Insert		Pack Qty.	Bulk Pack Qty.
					Thread	Depth		
KLK-25	2 1/2	1 1/2	3/4	1/2	1/4-20	.44	1	100
KLK-30	2 1/2	1 1/2	3/4	1/2	3/16-18	.47	1	100
KLK-35	2 1/2	1 1/2	3/4	1/2	3/8-16	.58	1	100

Black Phenolic Brass Insert Inch



Item No.	A	B	C	D	E	Insert		Pack Qty.	Bulk Pack Qty.
						Thread	Depth		
DK-166	2	1 5/8	2 1/8	1/2	3/4	1/4-20	3/8	1	100
DK-167	2	1 5/8	2 1/8	1/2	3/4	3/16-18	1/2	1	100

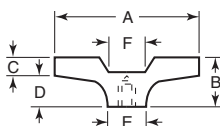
Black Thermoplastic Textured Finish Brass or Steel Insert Inch



Item No.	A	B	C	D	E	Insert		Pack Qty.	Bulk Pack Qty.
						Thread	Depth		
DK-420	2 1/2	1 1/8	5/8	1/2	3/4	1/4-20	1/2	1	100
DK-425	2 1/2	1 1/8	5/8	1/2	3/4	3/16-18	1/2	1	100
DK-430	2 1/2	1 1/8	5/8	1/2	3/4	3/8-16	1/2	1	100
DK-435	3 1/2	1 1/8	7/8	1/4	15/16	3/16-18	1/2	1	100
DK-440	3 1/2	1 1/8	7/8	1/4	15/16	3/8-16	1/2	1	100
DK-445*	3 1/2	1 1/8	7/8	1/4	15/16	1/2-13	7/8	1	100

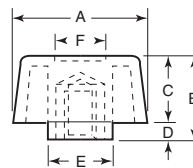
*Steel insert

Black Polypropylene Textured Finish Brass Insert Inch



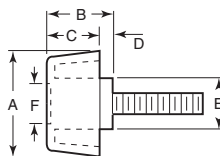
Item No.	A	B	C	D	E	F	Insert		Pack Qty.	Bulk Pack Qty.
							Thread	Depth		
DK-740	3	1 1/16	3/8	1/2	29/32	49/64	1/4-20	1/2	1	100
DK-745	3	1 1/16	3/8	1/2	29/32	49/64	3/16-18	1/2	1	100
DK-750	3	1 1/16	3/8	1/2	29/32	49/64	3/8-16	1/2	1	100

Black Polypropylene Blind Hole Brass Insert Inch



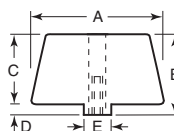
Item No.	A	B	C	D	E	F	Insert		Pack Qty.	Bulk Pack Qty.
							Thread	Depth		
DK-223	1	5/8	1/2	1/8	1/2	3/8	1/4-20	3/8	1	100
DK-224	1	5/8	1/2	1/8	1/2	3/8	1/4-28	7/16	1	100
DK-228	1	7/8	1/2	3/8	1/2	3/8	1/4-20	7/16	1	100

Black Polypropylene Plated Steel Stud Inch



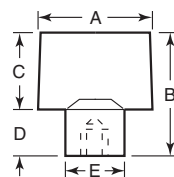
Item No.	A	B	C	D	E	F	Stud		Pack Qty.	Bulk Pack Qty.
							Thread	Length		
DK-233	1	5/8	1/2	1/8	1/2	3/8	1/4-20	1/2	1	100
DK-234	1	5/8	1/2	1/8	1/2	3/8	1/4-20	3/4	1	100

Black Phenolic Thru Hole Brass Insert Inch



Item No.	A	B	C	D	E	Insert		Pack Qty.	Bulk Pack Qty.
						Thread	Depth		
DK-165	1 1/8	3/4	5/8	1/8	1/2	1/4-20	Thru	1	100
DK-700	1 1/8	3/4	5/8	1/8	1/2	1/4-20	3/8	1	100

Black ABS Textured Finish Brass Insert Inch



Item No.	A	B	C	D	E	Insert		Pack Qty.	Bulk Pack Qty.
						Thread	Depth		
DK-725	1 1/4	1 1/16	13/16	1/2	5/8	10-32	3/8	1	100
DK-730	1 1/4	1 1/16	13/16	1/2	5/8	1/4-20	3/8	1	100



**Black Thermoplastic
Brass Insert
Inch**



Item No.	A	B	C	D	Insert		Pack Qty.	Bulk Pack Qty.
					Thread	Depth		
DK-123	1.26	.83	.63	.20	1/4-20	3/8	1	100
DK-124	1.26	.83	.63	.20	5/16-18	1/2	1	100

**Black Thermoplastic
Thru Hole
Brass Insert
Inch**




Item No.	A	B	C	D	Insert		Pack Qty.	Bulk Pack Qty.
					Thread	Depth		
DK-125	1.26	.83	.63	.20	1/4-20	3/8	1	100
DK-126	1.26	.83	.63	.20	5/16-18	1/2	1	100

**Black Thermoplastic
Steel Stud
Inch**



Item No.	A	B	C	D	Stud		Pack Qty.	Bulk Pack Qty.
					Thread	Length		
DK-127	1.26	.83	.63	.20	1/4-20	1/2	1	100
DK-128	1.26	.83	.63	.20	1/4-20	1	1	100

**Black Thermoplastic
Zinc Plated Steel Stud
Inch**



Made from glass fiber reinforced plastic. Resistant to solvents, oils, grease, etc. Black matte finish.


Item No.	A	B	C	D	E	Pack Qty.	Bulk Pack Qty.
KHY-305	1.02	.51	.43	10-32	.75	1	100
KHY-310	1.26	.59	.51	1/4-20	.50	1	100
KHY-315	1.26	.59	.51	1/4-20	.75	1	100
KHY-320	1.26	.59	.51	1/4-20	1.00	1	100
KHY-325	1.57	.67	.61	5/16-18	.75	1	100
KHY-330	1.57	.67	.61	5/16-18	1.00	1	100

**Black Thermoplastic
Novo-Grip®
Brass or Stainless Steel Insert
Inch**



Item No.	Item No.	A	B	C	D	Insert Thread	Insert Depth	Pack Qty.	Bulk Pack Qty.
KBP-304	KBP-307	1.10	.59	.47	.09	8-32	.24	1	100
KBP-305	KBP-308	1.10	.59	.47	.09	10-32	.30	1	100
KBP-306	KBP-309	1.10	.59	.47	.09	1/4-20	.35	1	100

**Black Thermoplastic
Novo-Grip®
Plated Steel or Stainless Stud
Inch**



Item No.	Item No.	A	B	C	D	Stud Thread	Stud Length	Pack Qty.	Bulk Pack Qty.
KBP-310	KBP-318	1.10	.59	.47	.09	8-32	.39	1	100
KBP-311	KBP-319	1.10	.59	.47	.09	8-32	.79	1	100
KBP-312	KBP-320	1.10	.59	.47	.09	10-32	.39	1	100
KBP-313	KBP-321	1.10	.59	.47	.09	10-32	.79	1	100
KBP-314	KBP-322	1.10	.59	.47	.09	1/4-20	.79	1	100
KBP-315	KBP-323	1.10	.59	.47	.09	1/4-20	1.18	1	100
KBP-316	KBP-324	1.10	.59	.47	.09	5/16-18	.79	1	100
KBP-317	KBP-325	1.10	.59	.47	.09	5/16-18	1.57	1	100

**Black Polypropylene Textured Finish
Brass Insert
Inch**



Item No.	A	B	C	D	E	Insert		Pack Qty.	Bulk Pack Qty.
						Thread	Depth		
DK-405	2 1/4	1 3/8	3/4	5/8	3/4	1/4-20	1/2	1	100
DK-410	2 1/4	1 3/8	3/4	5/8	3/4	5/16-18	1/2	1	100
DK-415	2 1/4	1 3/8	3/4	5/8	3/4	3/8-16	1/2	1	100

**Polypropylene
Thru Hole
Brass Insert
Inch**



Item No.	A	B	C	D	E	F	G	Color	Insert		Pack Qty.	Bulk Pack Qty.
									Thread	Depth		
DK-221	2 1/2	1	1/2	1/2	.86	.70	.45	Black	5/16-18	3/8	1	100
DK-222	2 1/2	1	1/2	1/2	.86	.70	.45	Black	1/4-20	3/8	1	100
DK-239	2 1/2	1	1/2	1/2	.86	.70	.45	Red	5/16-18	3/8	1	100



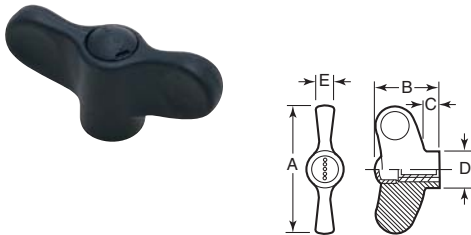
WING KNOBS

**Black Thermoplastic
Novo-Grip®
Steel and Stainless Insert
Inch and Metric**



Steel	Stainless								
Item No.	Item No.	A	B	C	D	Insert Thread	Insert Depth	Pack Qty.	Bulk Pack Qty.
Inch									
GK-5	GK-25	1.97	.94	.55	.45	10-32	.39	1	100
GK-10	GK-30	1.97	.94	.55	.45	1/4-20	.39	1	100
GK-15	—	2.95	1.38	.83	.65	5/16-18	.55	1	100
GK-20	GK-40	2.95	1.38	.83	.65	3/8-16	.55	1	100
Inch (Metric Thread)									
GK-50	GK-70	1.97	.94	.55	.45	M6 x 1.00	.39	1	100
GK-55	GK-75	2.95	1.38	.83	.65	M8 x 1.25	.55	1	100
GK-60	—	2.95	1.38	.83	.65	M10 x 1.50	.55	1	100

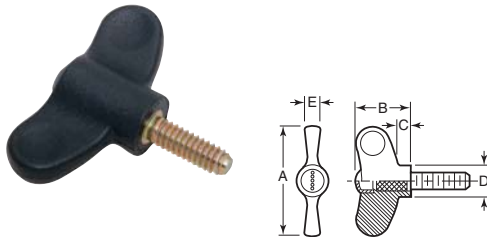
**Black Plastic
Brass Insert
Inch**



Made of glass fiber reinforced black plastic with black matte finish. Comes with black plastic hub.

Item No.	A	B	C	D	E	Insert Thread	Insert Depth	Pack Qty.	Bulk Pack Qty.
ESP-600	1.85	.94	.21	.53	.28	1/4-20	.47	1	100
ESP-602	2.17	1.10	.26	.63	.31	1/4-20	.71	1	100
ESP-604	2.17	1.10	.26	.63	.31	5/16-18	.71	1	100
ESP-606	2.76	1.42	.31	.79	.39	5/16-18	.79	1	100
ESP-608	2.76	1.42	.31	.79	.39	3/8-16	.79	1	100

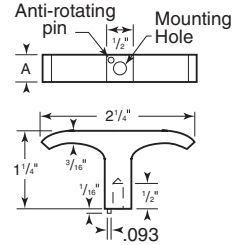
**Black Plastic
Plated Steel Stud
Inch**



Made of glass fiber reinforced black plastic with black matte finish. Comes with black plastic hub.

Item No.	A	B	C	D	E	Stud Thread	Length	Pack Qty.	Bulk Pack Qty.
ESP-610	1.85	.94	.21	.53	.28	1/4-20	.75	1	100
ESP-612	1.85	.94	.21	.53	.28	1/4-20	1.00	1	100
ESP-614	2.17	1.10	.26	.63	.31	5/16-18	1.00	1	100
ESP-616	2.17	1.10	.26	.63	.31	5/16-18	1.50	1	100
ESP-618	2.76	1.42	.31	.79	.39	5/16-18	1.00	1	100
ESP-620	2.76	1.42	.31	.79	.39	5/16-18	1.50	1	100

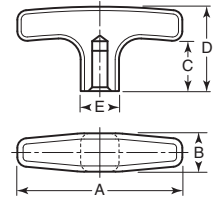
**Aluminum
Black Anodized Finish
Tapped
Inch**



Made from extruded aluminum. Anti-rotating pin on VPH-1209 and VPH-1210 only. VPH-1209 also has a 8-32 set screw.

Item No.	A	Insert Thread	Pack Qty.	Bulk Pack Qty.
VPH-1209	1/2	1/4-Rear	1	100
VPH-1210	1/2	10-24	1	100
VPH-1220	3/8	8-32	1	100
VPH-1221	1/2	10-24	1	100

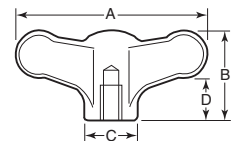
**Aluminum
Black Powder Coated or Plain Finish
Tapped
Metric**



Handles can be used either as operating handles or for clamping purposes, providing high clamping force. Produced using a stamping process that yields a high density product with high strength and a smooth surface.

Black	Plain									
Item No.	Item No.	A	B	C	D	E	Insert Thread	Insert Depth	Pack Qty.	Bulk Pack Qty.
WPH-200	WPH-215	55	14	22	33	14	M6 x 1.00	12	1	100
WPH-205	WPH-220	67	16	25	37	16	M8 x 1.25	16	1	100
WPH-210	WPH-225	80	20	26	41	20	M10 x 1.50	16	1	100

**Stainless Steel Type 303
Tapped
Inch**

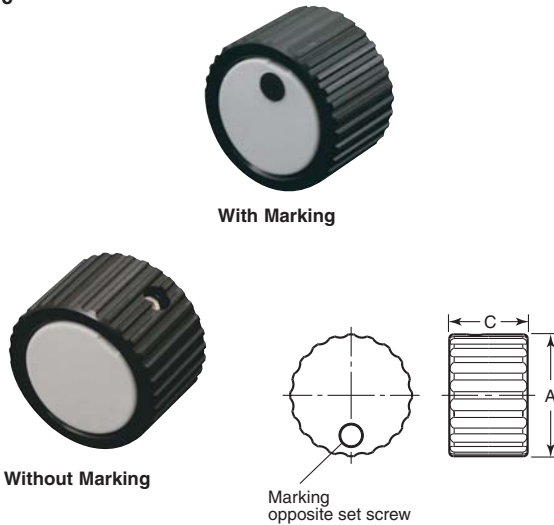


Item No.	A	B	C	D	Insert Thread	Pack Qty.	Bulk Pack Qty.
KHJ-100	1.97	.94	.55	.45	10-24	1	100
KHJ-102	1.97	.94	.55	.45	1/4-20	1	100
KHJ-104	2.95	1.38	.82	.65	5/16-18	1	100
KHJ-106	2.95	1.38	.82	.65	5/16-18	1	100




If your application requires fine, precise position adjustments, a control knob is what you need. These aluminum control knobs are produced with an ergonomically shaped, attractively designed black knurled rim and a light gray plastic cover disk. The cover can be removed by inserting a screw driver into the slot provided.

**Aluminum - Black Anodized Finish
Round Knurled
With or Without Marking
Metric**



Without Marking		With Marking		A	C	Hole Size	Pack Qty.	Bulk Pack Qty.
Item No.	Item No.	Item No.	Item No.					
WCK-155	WCK-160	27	17	6	1	50		
WCK-165	WCK-170	34	20	6	1	50		
WCK-175	WCK-180	34	20	8	1	50		
WCK-185	WCK-190	42	23	8	1	50		
WCK-195	WCK-200	42	23	10	1	50		

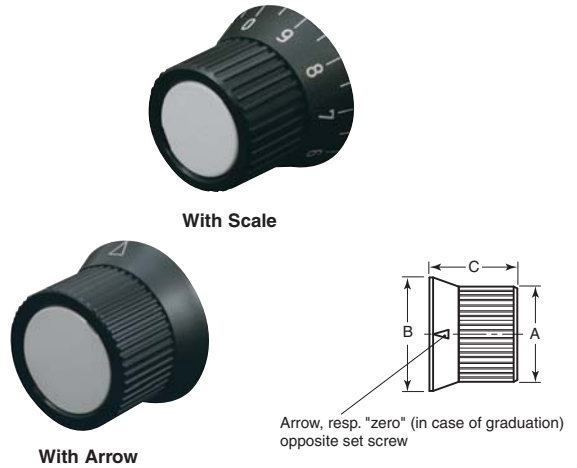
**Aluminum - Black Anodized Finish
Round Knurled
With Indicator Arrow or Scale Graduations
Metric**



The arrow, graduations and numbers are laser engraved and easily legible.

With Arrow		With Scale		A	B	C	Hole Size	Pack Qty.	Bulk Pack Qty.
Item No.	Item No.	Item No.	Item No.						
WCK-45	WCK-50	27	25	26	6	1	50		
WCK-55	WCK-60	34	32	30	6	1	50		
WCK-65	WCK-70	34	32	30	8	1	50		
WCK-75	WCK-80	42	40	34	8	1	50		
WCK-85	WCK-90	42	40	34	10	1	50		

**Aluminum - Black Anodized Finish
Round Knurled
With Indicator Arrow or Scale Graduations
Metric**



The arrow, graduations and numbers are laser engraved and easily legible.

With Arrow		With Scale		A	B	C	Hole Size	Pack Qty.	Bulk Pack Qty.
Item No.	Item No.	Item No.	Item No.						
WCK-95	WCK-100	22	27.5	22	5	1	50		
WCK-105	WCK-110	27	33.5	26	6	1	50		
WCK-115	WCK-120	34	41	30	6	1	50		
WCK-125	WCK-130	34	41	30	8	1	50		
WCK-135	WCK-140	42	50	34	8	1	50		
WCK-145	WCK-150	42	50	34	10	1	50		

**Aluminum - Black Anodized Finish
Round Knurled
With or Without Revolving Handle
Metric**



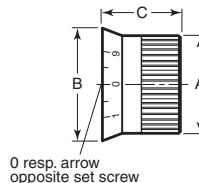

These control knobs are used for setting operations with low torque. Coarse setting is made by means of the cylindrical plastic handle, followed by fine setting using the knurled rim of the knob.

With Handle		Without Handle		A	B	C	D	Hole Size	Pack Qty.	Bulk Pack Qty.
Item No.	Item No.	Item No.	Item No.							
WCK-05	WCK-10	52	50	13	13	10	1	50		
WCK-15	WCK-20	62	60	14	13	10	1	50		
WCK-25	WCK-30	52	22	13	13	10	1	50		
WCK-35	WCK-40	62	25	14	13	10	1	50		



If your application requires fine, precise position adjustments, a control knob is what you need. These aluminum control knobs are produced with an ergonomically shaped, attractively designed black knurled rim and a light gray plastic cover disk. The cover can be removed by inserting a screw driver into the slot provided.

Aluminum - Natural Anodized Finish
Round Knurled
With Indicator Arrow or Scale Graduations
With Socket Set Screw
Metric



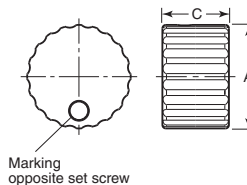
The arrow, graduations and numbers are laser engraved and easily legible.

With Arrow		With Scale		A	B	C	Hole Size	Pack Qty.	Bulk Pack Qty.
Item No.	Item No.	Item No.	Item No.						
WCK-225	WCK-230	27	33.5	25.5	6	1	50		
WCK-235	WCK-240	34	41	29.5	8	1	50		
WCK-245	—	34	41	29.5	10	1	50		
—	WCK-250	34	41	29.5	6	1	50		
WCK-255	—	42	49.5	33.5	6	1	50		
WCK-265	WCK-260	42	49.5	33.5	8	1	50		
—	WCK-270	42	49.5	33.5	10	1	50		

These control knobs can be combined with reference flanges, which offer the following advantages:

- Provided with a reference mark relating to the scale on the control knobs
- Give additional support to the control shaft
- Can be fitted with end stop pins to limit the angular rotations

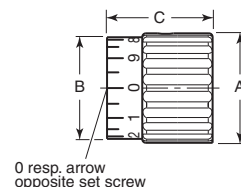
Stainless Steel Type 304 - Matte Finish
Round Knurled
With or Without Marking
Metric



The circular marking is laser engraved and easily legible.

Without Marking		With Marking		A	C	Hole Size	Pack Qty.	Bulk Pack Qty.
Item No.	Item No.	Item No.	Item No.					
WCK-275	WCK-280	24	16	5	1	50		
WCK-285	WCK-290	24	16	6	1	50		
WCK-295	WCK-300	28	18	6	1	50		
WCK-305	WCK-310	28	18	8	1	50		

Stainless Steel Type 304 - Matte Finish
Round Knurled
With Indicator Arrow or Scale Graduations
With Extended Hub
Metric



The arrow, graduations and numbers are laser engraved and easily legible.

With Arrow		With Scale		A	B	C	Hole Size	Pack Qty.	Bulk Pack Qty.
Item No.	Item No.	Item No.	Item No.						
WCK-315	WCK-320	24	22	24	5	1	50		
WCK-325	WCK-330	24	22	24	6	1	50		
WCK-335	WCK-340	28	26	27	6	1	50		
WCK-345	WCK-350	28	26	27	8	1	50		



**Black Plastic
Inch**

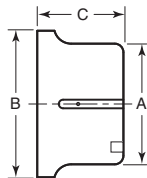


All control knobs have a 1/4" brass bushing and set screw, except for DK-1102, DK-1103 and DK-1104, which have a plain hole.

Item No.	Style	Height	Width	Pack Qty.	Bulk Pack Qty.	Item No.	Style	Height	Width	Pack Qty.	Bulk Pack Qty.
DK-1100	A	15/32	23/32	1	250	DK-1150	B	25/32	15/16	1	250
DK-1105	A	39/64	1	1	250	DK-1155	B	23/32	13/8	1	250
DK-1110	A	21/32	19/32	1	250	DK-1101	C	5/8	1 1/8	1	250
DK-1120	A	51/64	1 17/64	1	250	DK-1102*	D	5/8	1 1/4	1	250
DK-1140	B	9/16	19/32	1	250	DK-1103*	E	5/8	1 1/4	1	250
DK-1145	B	39/64	25/32	1	250	DK-1104*	F	5/8	2	1	250

*Plain hole

**Aluminum - Black Anodized Finish
Straight Shoulder Type
With Indicator Line
Metric**



These control knobs are usually selected for applications which require a limited movement within 180 degrees. By using limiting pins which protrude in the circular groove, the angle of rotation can be restricted. The additional bore is for a ball plunger and acts as a simple detent. The indicator line is indelible and visible from two sides.

Item No.	A	B	C	Hole Size	Pack Qty.	Bulk Pack Qty.
WCK-205	28	34	20	6	1	50
WCK-210	28	34	20	8	1	50
WCK-215	35	42	22	8	1	50
WCK-220	35	42	22	10	1	50

YOUR ESSENTIAL SOLUTIONS!



We have over **1 billion** components in stock—available for **same day shipping!**

MORE CHOICE



FREE SAMPLES



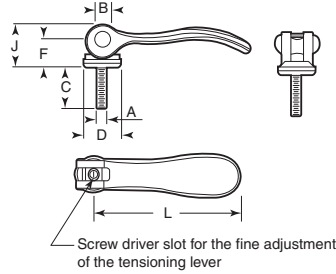
SHIPS TODAY





Adjustable cam lever handles are just like the original cam lever except that the threaded stud can be adjusted with a flat head screw driver. This allows the handle to be in the optimum position at all times.

**Aluminum
External Thread
Inch and Metric**

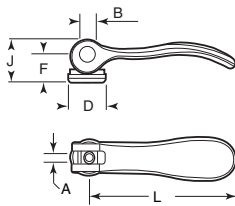


Component Material										Component Material											
Steel					Stainless					Steel					Stainless						
Item No.	Item No.	A	B	C	D	F	J	L	Pack Qty.	Bulk Pack Qty.	Item No.	Item No.	A	B	C	D	F	J	L	Pack Qty.	Bulk Pack Qty.
Inch										Metric											
KCL-166	KCL-198	10-32	.35	.79	.71	.57	.87	2.77	1	10	KCL-230	KCL-262	M5 x .80	9	20	18	14.5	22	70.4	1	10
KCL-168	KCL-200	10-32	.35	1.18	.71	.57	.87	2.77	1	10	KCL-232	KCL-264	M5 x .80	9	30	18	14.5	22	70.4	1	10
KCL-170	KCL-202	10-32	.35	1.57	.71	.57	.87	2.77	1	10	KCL-234	KCL-266	M5 x .80	9	40	18	14.5	22	70.4	1	10
KCL-172	KCL-204	10-32	.35	1.97	.71	.57	.87	2.77	1	10	KCL-236	KCL-268	M5 x .80	9	50	18	14.5	22	70.4	1	10
KCL-174	KCL-206	1/4-20	.35	.79	.71	.57	.87	2.77	1	10	KCL-238	KCL-270	M6 x 1.00	9	20	18	14.5	22	70.4	1	10
KCL-176	KCL-208	1/4-20	.35	1.18	.71	.57	.87	2.77	1	10	KCL-240	KCL-272	M6 x 1.00	9	30	18	14.5	22	70.4	1	10
KCL-178	KCL-210	1/4-20	.35	1.57	.71	.57	.87	2.77	1	10	KCL-242	KCL-274	M6 x 1.00	9	40	18	14.5	22	70.4	1	10
KCL-180	KCL-212	1/4-20	.35	1.97	.71	.57	.87	2.77	1	10	KCL-244	KCL-276	M6 x 1.00	9	50	18	14.5	22	70.4	1	10
KCL-182	KCL-214	3/16-18	.43	.98	1.06	.71	1.12	3.78	1	10	KCL-246	KCL-278	M8 x 1.25	11	25	27	18	28.5	96	1	10
KCL-184	KCL-216	3/16-18	.43	1.18	1.06	.71	1.12	3.78	1	10	KCL-248	KCL-280	M8 x 1.25	11	30	27	18	28.5	96	1	10
KCL-186	KCL-218	3/16-18	.43	1.57	1.06	.71	1.12	3.78	1	10	KCL-250	KCL-282	M8 x 1.25	11	40	27	18	28.5	96	1	10
KCL-188	KCL-220	3/16-18	.43	1.97	1.06	.71	1.12	3.78	1	10	KCL-252	KCL-284	M8 x 1.25	11	50	27	18	28.5	96	1	10
KCL-190	KCL-222	3/8-16	.43	.98	1.06	.71	1.12	3.78	1	10	KCL-254	KCL-286	M10 x 1.50	11	25	27	18	28.5	96	1	10
KCL-192	KCL-224	3/8-16	.43	1.18	1.06	.71	1.12	3.78	1	10	KCL-256	KCL-288	M10 x 1.50	11	30	27	18	28.5	96	1	10
KCL-194	KCL-226	3/8-16	.43	1.57	1.06	.71	1.12	3.78	1	10	KCL-258	KCL-290	M10 x 1.50	11	40	27	18	28.5	96	1	10
KCL-196	KCL-228	3/8-16	.43	1.97	1.06	.71	1.12	3.78	1	10	KCL-260	KCL-292	M10 x 1.50	11	50	27	18	28.5	96	1	10

Note: Adjustable threaded stud.

These cam levers are like our adjustable cam levers except they are constructed entirely of Type 303 stainless steel. These are ideal for food processing, medical devices or any application where hygiene and/or corrosion resistance is needed.

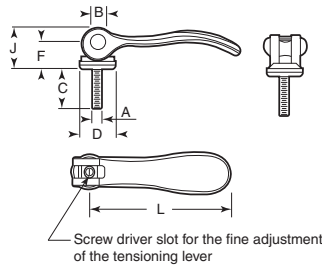
**Stainless Steel - Type 303
Internal Thread
Inch and Metric**



Item No.	A	B	D	F	J	L	Pack Qty.	Bulk Pack Qty.
Inch								
KCL-154	10-32	.35	.71	.57	.87	2.77	1	10
KCL-156	1/4-20	.35	.71	.57	.87	2.77	1	10
KCL-158	3/16-18	.43	1.06	.71	1.12	3.78	1	10
Metric								
KCL-160	M5 x .80	9	18	14.5	22	70.4	1	10
KCL-162	M6 x 1.00	9	18	14.5	22	70.4	1	10
KCL-164	M8 x 1.25	11	27	18	28.5	96	1	10



**Stainless Steel - Type 303
External Thread
Inch and Metric**



Item No.	A	B	C	D	F	J	L	Pack Qty.	Bulk Pack Qty.
Inch									
KCL-294	10-32	.35	.79	.71	.57	.87	2.77	1	10
KCL-296	10-32	.35	1.18	.71	.57	.87	2.77	1	10
KCL-298	10-32	.35	1.57	.71	.57	.87	2.77	1	10
KCL-300	10-32	.35	1.97	.71	.57	.87	2.77	1	10
KCL-302	1/4-20	.35	.79	.71	.57	.87	2.77	1	10
KCL-304	1/4-20	.35	1.18	.71	.57	.87	2.77	1	10
KCL-306	1/4-20	.35	1.57	.71	.57	.87	2.77	1	10
KCL-308	1/4-20	.35	1.97	.71	.57	.87	2.77	1	10
KCL-310	3/16-18	.43	.98	1.06	.71	1.12	3.78	1	10
KCL-312	3/16-18	.43	1.18	1.06	.71	1.12	3.78	1	10
KCL-314	3/16-18	.43	1.57	1.06	.71	1.12	3.78	1	10
KCL-316	3/16-18	.43	1.97	1.06	.71	1.12	3.78	1	10
KCL-318	3/8-16	.43	.98	1.06	.71	1.12	3.78	1	10
KCL-320	3/8-16	.43	1.18	1.06	.71	1.12	3.78	1	10
KCL-322	3/8-16	.43	1.57	1.06	.71	1.12	3.78	1	10
KCL-324	3/8-16	.43	1.97	1.06	.71	1.12	3.78	1	10

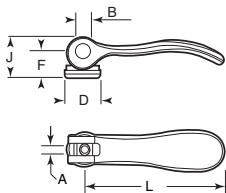
Item No.	A	B	C	D	F	J	L	Pack Qty.	Bulk Pack Qty.
Metric									
KCL-326	M5 x .80	9	20	18	14.5	22	70.4	1	10
KCL-328	M5 x .80	9	30	18	14.5	22	70.4	1	10
KCL-330	M5 x .80	9	40	18	14.5	22	70.4	1	10
KCL-332	M5 x .80	9	50	18	14.5	22	70.4	1	10
KCL-334	M6 x 1.00	9	20	18	14.5	22	70.4	1	10
KCL-336	M6 x 1.00	9	30	18	14.5	22	70.4	1	10
KCL-338	M6 x 1.00	9	40	18	14.5	22	70.4	1	10
KCL-340	M6 x 1.00	9	50	18	14.5	22	70.4	1	10
KCL-342	M8 x 1.25	11	25	27	18	28.5	96	1	10
KCL-344	M8 x 1.25	11	30	27	18	28.5	96	1	10
KCL-346	M8 x 1.25	11	40	27	18	28.5	96	1	10
KCL-348	M8 x 1.25	11	50	27	18	28.5	96	1	10
KCL-350	M10 x 1.50	11	25	27	18	28.5	96	1	10
KCL-352	M10 x 1.50	11	30	27	18	28.5	96	1	10
KCL-354	M10 x 1.50	11	40	27	18	28.5	96	1	10
KCL-356	M10 x 1.50	11	50	27	18	28.5	96	1	10

ADJUSTABLE CAM LEVERS



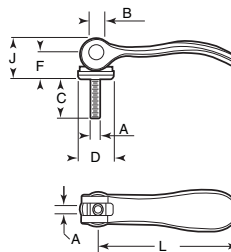
Cam lever handles allow for quick fastening and unfastening without the use of tools. They thread in like a regular fastener but for the final clamp action the cam handle is simply pushed downward. They are constructed of cast aluminum and the washer is fiberglass reinforced plastic.

Aluminum Internal Thread Inch and Metric



Component Material									Pack Qty.	Bulk Pack Qty.
Steel	Stainless	A	B	D	F	J	L			
Item No.	Item No.									
Inch										
KCL-2	KCL-8	10-32	.354	.71	.57	.87	2.77	1	10	
KCL-4	KCL-10	1/4-20	.354	.71	.57	.87	2.77	1	10	
KCL-6	KCL-12	3/16-18	.433	1.06	.71	1.12	3.78	1	10	
Metric										
KCL-14	KCL-20	M5 x .80	9	18	14.5	22	70.4	1	10	
KCL-16	KCL-22	M6 x 1.00	9	18	14.5	22	70.4	1	10	
KCL-18	KCL-24	M8 x 1.25	11	27	18	28.5	96	1	10	

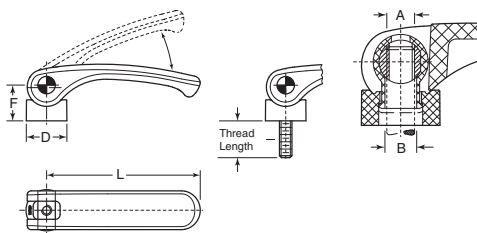
Aluminum External Thread Inch and Metric



Component Material									Pack Qty.	Bulk Pack Qty.
Steel	Stainless	A	B	C	D	F	J	L		
Item No.	Item No.									
Inch										
KCL-26	KCL-58	10-32	.354	.79	.71	.57	.87	2.77	1	10
KCL-28	KCL-60	10-32	.354	1.18	.71	.57	.87	2.77	1	10
KCL-30	KCL-62	10-32	.354	1.57	.71	.57	.87	2.77	1	10
KCL-32	KCL-64	10-32	.354	1.97	.71	.57	.87	2.77	1	10
KCL-34	KCL-66	1/4-20	.354	.79	.71	.57	.87	2.77	1	10
KCL-36	KCL-68	1/4-20	.354	1.18	.71	.57	.87	2.77	1	10
KCL-38	KCL-70	1/4-20	.354	1.57	.71	.57	.87	2.77	1	10
KCL-40	KCL-72	1/4-20	.354	1.97	.71	.57	.87	2.77	1	10
KCL-42	KCL-74	3/16-18	.433	.98	1.06	.71	1.12	3.78	1	10
KCL-44	KCL-76	3/16-18	.433	1.18	1.06	.71	1.12	3.78	1	10
KCL-46	KCL-78	3/16-18	.433	1.57	1.06	.71	1.12	3.78	1	10
KCL-48	KCL-80	3/16-18	.433	1.97	1.06	.71	1.12	3.78	1	10
KCL-50	KCL-82	3/8-16	.433	.98	1.06	.71	1.12	3.78	1	10
KCL-52	KCL-84	3/8-16	.433	1.18	1.06	.71	1.12	3.78	1	10
KCL-54	KCL-86	3/8-16	.433	1.57	1.06	.71	1.12	3.78	1	10
KCL-56	KCL-88	3/8-16	.433	1.97	1.06	.71	1.12	3.78	1	10

Component Material									Pack Qty.	Bulk Pack Qty.
Steel	Stainless	A	B	C	D	F	J	L		
Item No.	Item No.									
Metric										
KCL-90	KCL-122	M5 x .80	9	20	18	14.5	22	70.4	1	10
KCL-92	KCL-124	M5 x .80	9	30	18	14.5	22	70.4	1	10
KCL-94	KCL-126	M5 x .80	9	40	18	14.5	22	70.4	1	10
KCL-96	KCL-128	M5 x .80	9	50	18	14.5	22	70.4	1	10
KCL-98	KCL-130	M6 x 1.00	9	20	18	14.5	22	70.4	1	10
KCL-100	KCL-132	M6 x 1.00	9	30	18	14.5	22	70.4	1	10
KCL-102	KCL-134	M6 x 1.00	9	40	18	14.5	22	70.4	1	10
KCL-104	KCL-136	M6 x 1.00	9	50	18	14.5	22	70.4	1	10
KCL-106	KCL-138	M8 x 1.25	11	25	27	18	28.5	96	1	10
KCL-108	KCL-140	M8 x 1.25	11	30	27	18	28.5	96	1	10
KCL-110	KCL-142	M8 x 1.25	11	40	27	18	28.5	96	1	10
KCL-112	KCL-144	M8 x 1.25	11	50	27	18	28.5	96	1	10
KCL-114	KCL-146	M10 x 1.50	11	25	27	18	28.5	96	1	10
KCL-116	KCL-148	M10 x 1.50	11	30	27	18	28.5	96	1	10
KCL-118	KCL-150	M10 x 1.50	11	40	27	18	28.5	96	1	10
KCL-120	KCL-152	M10 x 1.50	11	50	27	18	28.5	96	1	10

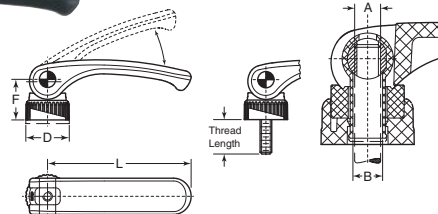
Black Plastic Internal and External Thread Metric



Cam levers allow quick and fine adjustments to the clamping action. Lift and rotate the lever clockwise until it stops. To complete the clamping, lower the lever. The slightly arched shape of the lever and its end shape provide for a safe and comfortable grip, as well as an elegant design.

Item No.	A	B	D	F	L	Thread Length	Pack Qty.	Bulk Pack Qty.
ESP-729	M8	8.1	20	21	79	—	1	10
ESP-730	M8	8.1	20	21	79	25	1	10
ESP-731	M8	8.1	20	21	79	50	1	10

Black Plastic Internal and External Thread Metric



Adjustable cam levers allow quick and fine adjustment of the clamping action. A knurled setting ring allows the best clamping force on the lever, while allowing the lever to be positioned in any desired direction. The slightly arched shape of the lever and its end shape provide a safe and comfortable grip, as well as an elegant design.

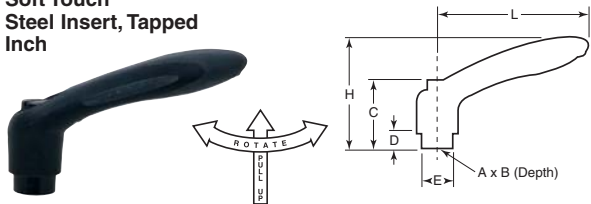
Item No.	A	B	D	F	L	Thread Length	Pack Qty.	Bulk Pack Qty.
ESP-732	M8	8.1	25	26.5	79	—	1	10
ESP-733	M8	8.1	25	26.5	79	25	1	10
ESP-734	M8	8.1	25	26.5	79	50	1	10





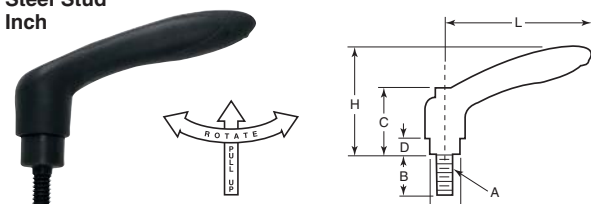
These adjustable handles act as a standard clamping lever, yet can adjust to 20-45 positions depending on the size. Pulling up on the handle disengages it while the insert or stud remains stationary, allowing you to adjust the handle to the desired position. Releasing the handle engages it for tightening and loosening. Allows for convenient positioning for maximum leverage as well as saving space and keeping the handle out of the way. Black plastic handle bodies are reinforced with fiberglass for added strength. Gripping portion of handles are gray "soft touch" thermoplastic. Insert, stud and other components are made of steel.

**Black Thermoplastic
Soft Touch
Steel Insert, Tapped
Inch**



Item No.	A	B	C	D	E	H	L	Pack Qty.	Bulk Pack Qty.
RK-150	10-32	.35	.96	.22	.39	1.46	1.57	1	10
RK-151	1/4-20	.35	.96	.22	.39	1.46	1.57	1	10
RK-153	5/16-18	.47	1.12	.26	.49	1.99	2.56	1	10
RK-155	5/16-18	.55	1.46	.39	.63	2.54	3.15	1	10
RK-156	3/8-16	.55	1.46	.39	.63	2.54	3.15	1	10

**Black Thermoplastic
Soft Touch
Steel Stud
Inch**



Item No.	A	B	C	D	E	H	L	Pack Qty.	Bulk Pack Qty.
RK-159	10-32	.39	.96	.22	.39	1.46	1.57	1	10
RK-161	1/4-20	.59	.96	.22	.39	1.46	1.57	1	10
RK-162	1/4-20	1.18	.96	.22	.39	1.46	1.57	1	10
RK-163	1/4-20	.59	1.12	.26	.49	1.99	2.56	1	10
RK-164	1/4-20	1.57	1.12	.26	.49	1.99	2.56	1	10
RK-165	1/4-20	1.18	1.12	.26	.49	1.99	2.56	1	10
RK-166	3/16-18	.59	1.12	.26	.49	1.99	2.56	1	10
RK-167	3/16-18	1.18	1.12	.26	.49	1.99	2.56	1	10
RK-168	3/16-18	1.57	1.12	.26	.49	1.99	2.56	1	10
RK-172	5/16-18	.59	1.46	.39	.63	2.54	3.15	1	10
RK-173	3/8-16	1.18	1.46	.39	.63	2.54	3.15	1	10
RK-174	3/8-16	1.57	1.46	.39	.63	2.54	3.15	1	10

**HDST Series
Heavy Duty Indexing Handles
Black Polypropylene with Glass Reinforced Fibers
Black Oxide Steel Components
Inch**

Features:

- Operates by simple lift and rotate action
- Ideal for confined spaces
- Manufactured with TPE (rubber) overlay for comfort grip
- Excellent impact and abrasion resistance

Female Handle

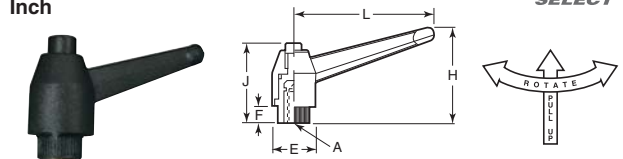
Item No.	A		Thread Size	B		C		D	E	F	G		Pack Qty.	Bulk Pack Qty.			
	In	mm		In	mm	In	mm				In	mm					
HDST1000A	1.570	39.8	1/4-20	1.460	37.0	0.960	24.3	0.220	5.5	0.390	9.9	1.870	47.5	0.550	13.9	1	10
HDST1050A	2.560	65.0	5/16-18	1.990	50.5	1.120	28.4	0.260	6.6	0.490	12.4	2.910	73.9	0.750	19.0	1	10
HDST1100A	3.150	80.0	5/16-18	2.540	64.5	1.460	37.0	0.390	9.9	0.630	16.0	3.580	90.9	0.870	22.1	1	10
HDST1150A	3.150	80.0	3/8-16	2.540	64.5	1.460	37.0	0.390	9.9	0.630	16.0	3.580	90.9	0.870	22.1	1	10

Male Handle

Item No.	A		Thread Size	Stud Length	B		C		D	E	F	G		Pack Qty.	Bulk Pack Qty.			
	In	mm			In	mm	In	mm				In	mm					
HDST1200A	1.570	39.8	1/4-20	0.780	1.460	37.0	0.960	24.3	0.220	5.5	0.390	9.9	1.870	47.5	0.550	13.9	1	10
HDST1250A	2.560	65.0	5/16-18	0.780	1.990	50.5	1.120	28.4	0.260	6.6	0.490	12.4	2.910	73.9	0.750	19.0	1	10
HDST1300A	2.560	65.0	5/16-18	1.570	1.990	50.5	1.120	28.4	0.260	6.6	0.490	12.4	2.910	73.9	0.750	19.0	1	10
HDST1350A	3.150	80.0	5/16-18	1.570	2.540	64.5	1.460	37.0	0.390	9.9	0.630	16.0	3.580	90.9	0.870	22.1	1	10
HDST1400A	3.150	80.0	3/8-16	1.960	2.540	64.5	1.460	37.0	0.390	9.9	0.630	16.0	3.580	90.9	0.870	22.1	1	10

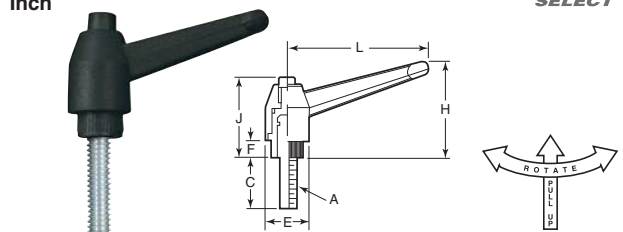
These adjustable handles act as a standard clamping lever yet can adjust to several positions. Pulling up on the handle disengages it, while the insert or stud remains stationary, allowing you to adjust the handle to the desired position. Releasing the handle reengages it for tightening and loosening. Allows for convenient positioning for maximum leverage, as well as saving space and keeping the handle out of the way. Available with stainless steel insert or stainless steel stud. Body is black thermoplastic.

**Black Thermoplastic
Brass Insert, Tapped
Inch**



Item No.	A	E	F	H	J	L	Pack Qty.	Bulk Pack Qty.
JCL-141	1/4-20	.47	.24	1.38	.79	1.69	1	10
JCL-142	1/4-20	.59	.31	1.81	1.06	2.56	1	10
JCL-143	5/16-18	.59	.31	1.81	1.06	2.56	1	10
JCL-144	5/16-18	.75	.39	2.24	1.30	3.27	1	10
JCL-146	3/8-16	.75	.39	2.24	1.30	3.27	1	10
JCL-147	3/8-16	.94	.43	2.76	1.54	4.09	1	10
JCL-148	1/2-13	.94	.43	2.76	1.54	4.09	1	10

**Black Thermoplastic
Plated Steel Stud
Inch**



Item No.	A	C	E	F	H	J	L	Pack Qty.	Bulk Pack Qty.
JCL-149	1/4-20	.63	.47	.24	1.38	.79	1.69	1	10
JCL-151	1/4-20	.75	.47	.24	1.38	.79	1.69	1	10
JCL-152	1/4-20	.98	.47	.24	1.38	.79	1.69	1	10
JCL-153	1/4-20	.51	.59	.31	1.81	1.06	2.56	1	10
JCL-154	1/4-20	.75	.59	.31	1.81	1.06	2.56	1	10
JCL-156	1/4-20	1.26	.59	.31	1.81	1.06	2.56	1	10
JCL-157	5/16-18	.98	.59	.31	1.81	1.06	2.56	1	10
JCL-158	5/16-18	1.26	.59	.31	1.81	1.06	2.56	1	10
JCL-159	5/16-18	1.26	.75	.39	2.24	1.30	3.27	1	10
JCL-161	3/8-16	.98	.75	.39	2.24	1.30	3.27	1	10
JCL-162	3/8-16	1.26	.75	.39	2.24	1.30	3.27	1	10
JCL-163	1/2-13	1.26	.94	.43	2.76	1.54	4.09	1	10
JCL-164	3/8-11	1.50	.94	.43	2.76	1.54	4.09	1	10



Size 0 adjustable handles are the smallest adjustable handles on the market. These are perfect for clamping in tight or restricted areas. Available in black or orange handles with steel or stainless steel components.



Powder Coated Zinc - Steel Components
Internal Thread
Inch and Metric

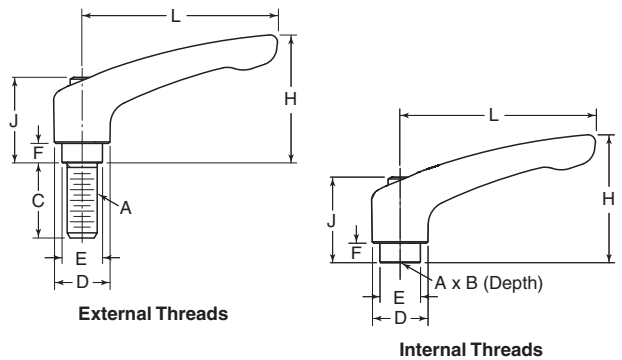


Black		Orange									Bulk Pack Qty.	Bulk Pack Qty.
Item No.	Item No.	A	B	D	E	F	H	J	L	Pack Qty.	Pack Qty.	
Inch												
KHA-1259	KHA-1264	6-32	.35	.51	.39	.16	1.18	.96	1.18	1	10	
KHA-1260	KHA-1265	8-32	.35	.51	.39	.16	1.18	.96	1.18	1	10	
KHA-1261	KHA-1266	10-24	.35	.51	.39	.16	1.18	.96	1.18	1	10	
KHA-1262	KHA-1267	10-32	.35	.51	.39	.16	1.18	.96	1.18	1	10	
KHA-1263	KHA-1268	1/4-20	.35	.51	.39	.16	1.18	.96	1.18	1	10	
Metric												
KHA-1269	KHA-1272	M3	9	13	10	4	30	24.5	30	1	10	
KHA-1270	KHA-1273	M4	9	13	10	4	30	24.5	30	1	10	
KHA-1271	KHA-1274	M5	9	13	10	4	30	24.5	30	1	10	

Powder Coated Zinc - Steel Components
External Thread
Inch and Metric



Black		Orange									Bulk Pack Qty.	Bulk Pack Qty.
Item No.	Item No.	A	C	D	E	F	H	J	L	Pack Qty.	Pack Qty.	
Inch												
KHA-936	KHA-1008	8-32	.39	.51	.39	.15	1.18	.96	1.18	1	10	
KHA-938	KHA-1010	8-32	.59	.51	.39	.15	1.18	.96	1.18	1	10	
KHA-940	KHA-1012	8-32	.79	.51	.39	.15	1.18	.96	1.18	1	10	
KHA-942	KHA-1014	8-32	.98	.51	.39	.15	1.18	.96	1.18	1	10	
KHA-944	KHA-1016	8-32	1.18	.51	.39	.15	1.18	.96	1.18	1	10	
KHA-946	KHA-1018	8-32	1.37	.51	.39	.15	1.18	.96	1.18	1	10	
KHA-948	KHA-1020	8-32	1.57	.51	.39	.15	1.18	.96	1.18	1	10	
KHA-950	KHA-1022	8-32	1.77	.51	.39	.15	1.18	.96	1.18	1	10	
KHA-952	KHA-1024	8-32	1.97	.51	.39	.15	1.18	.96	1.18	1	10	
KHA-954	KHA-1026	10-24	.39	.51	.39	.15	1.18	.96	1.18	1	10	
KHA-956	KHA-1028	10-24	.59	.51	.39	.15	1.18	.96	1.18	1	10	
KHA-958	KHA-1030	10-24	.78	.51	.39	.15	1.18	.96	1.18	1	10	
KHA-960	KHA-1032	10-24	.98	.51	.39	.15	1.18	.96	1.18	1	10	
KHA-962	KHA-1034	10-24	1.18	.51	.39	.15	1.18	.96	1.18	1	10	
KHA-964	KHA-1036	10-24	1.38	.51	.39	.15	1.18	.96	1.18	1	10	
KHA-966	KHA-1038	10-24	1.57	.51	.39	.15	1.18	.96	1.18	1	10	
KHA-968	KHA-1040	10-24	1.77	.51	.39	.15	1.18	.96	1.18	1	10	
KHA-970	KHA-1042	10-24	1.97	.51	.39	.15	1.18	.96	1.18	1	10	
KHA-972	KHA-1044	10-32	.39	.51	.39	.15	1.18	.96	1.18	1	10	
KHA-974	KHA-1046	10-32	.59	.51	.39	.15	1.18	.96	1.18	1	10	
KHA-976	KHA-1048	10-32	.79	.51	.39	.15	1.18	.96	1.18	1	10	
KHA-978	KHA-1050	10-32	.98	.51	.39	.15	1.18	.96	1.18	1	10	
KHA-980	KHA-1052	10-32	1.18	.51	.39	.15	1.18	.96	1.18	1	10	
KHA-982	KHA-1054	10-32	1.38	.51	.39	.15	1.18	.96	1.18	1	10	
KHA-984	KHA-1056	10-32	1.57	.51	.39	.15	1.18	.96	1.18	1	10	
KHA-986	KHA-1058	10-32	1.77	.51	.39	.15	1.18	.96	1.18	1	10	
KHA-988	KHA-1060	10-32	1.97	.51	.39	.15	1.18	.96	1.18	1	10	
KHA-990	KHA-1062	1/4-20	.39	.51	.39	.15	1.18	.96	1.18	1	10	
KHA-992	KHA-1064	1/4-20	.59	.51	.39	.15	1.18	.96	1.18	1	10	
KHA-994	KHA-1066	1/4-20	.79	.51	.39	.15	1.18	.96	1.18	1	10	
KHA-996	KHA-1068	1/4-20	.98	.51	.39	.15	1.18	.96	1.18	1	10	
KHA-998	KHA-1070	1/4-20	1.18	.51	.39	.15	1.18	.96	1.18	1	10	
KHA-1000	KHA-1072	1/4-20	1.38	.51	.39	.15	1.18	.96	1.18	1	10	
KHA-1002	KHA-1074	1/4-20	1.57	.51	.39	.15	1.18	.96	1.18	1	10	
KHA-1004	KHA-1076	1/4-20	1.77	.51	.39	.15	1.18	.96	1.18	1	10	
KHA-1006	KHA-1078	1/4-20	1.97	.51	.39	.15	1.18	.96	1.18	1	10	
Metric												
KHA-1080	KHA-1116	M4 x .70	10	13	10	4	30	24.5	30	1	10	
KHA-1082	KHA-1118	M4 x .70	15	13	10	4	30	24.5	30	1	10	
KHA-1084	KHA-1120	M4 x .70	20	13	10	4	30	24.5	30	1	10	
KHA-1086	KHA-1122	M4 x .70	25	13	10	4	30	24.5	30	1	10	
KHA-1088	KHA-1124	M4 x .70	30	13	10	4	30	24.5	30	1	10	
KHA-1090	KHA-1126	M4 x .70	35	13	10	4	30	24.5	30	1	10	
KHA-1092	KHA-1128	M4 x .70	40	13	10	4	30	24.5	30	1	10	
KHA-1094	KHA-1130	M4 x .70	45	13	10	4	30	24.5	30	1	10	
KHA-1096	KHA-1132	M4 x .70	50	13	10	4	30	24.5	30	1	10	
KHA-1098	KHA-1134	M5 x .80	10	13	10	4	30	24.5	30	1	10	
KHA-1100	KHA-1136	M5 x .80	15	13	10	4	30	24.5	30	1	10	
KHA-1102	KHA-1138	M5 x .80	20	13	10	4	30	24.5	30	1	10	
KHA-1104	KHA-1140	M5 x .80	25	13	10	4	30	24.5	30	1	10	
KHA-1106	KHA-1142	M5 x .80	30	13	10	4	30	24.5	30	1	10	
KHA-1108	KHA-1144	M5 x .80	35	13	10	4	30	24.5	30	1	10	
KHA-1110	KHA-1146	M5 x .80	40	13	10	4	30	24.5	30	1	10	
KHA-1112	KHA-1148	M5 x .80	45	13	10	4	30	24.5	30	1	10	
KHA-1114	KHA-1150	M5 x .80	50	13	10	4	30	24.5	30	1	10	



Powder Coated Zinc - Stainless Steel Components
Internal Thread
Inch and Metric



Black		Orange									Bulk Pack Qty.	Bulk Pack Qty.
Item No.	Item No.	A	B	D	E	F	H	J	L	Pack Qty.	Pack Qty.	
Inch												
KHA-1275	KHA-1280	6-32	.35	.51	.39	.16	1.18	.96	1.18	1	10	
KHA-1276	KHA-1281	8-32	.35	.51	.39	.16	1.18	.96	1.18	1	10	
KHA-1277	KHA-1282	10-24	.35	.51	.39	.16	1.18	.96	1.18	1	10	
KHA-1278	KHA-1283	10-32	.35	.51	.39	.16	1.18	.96	1.18	1	10	
KHA-1279	KHA-1284	1/4-20	.35	.51	.39	.16	1.18	.96	1.18	1	10	
Metric												
KHA-1285	KHA-1288	M3	.35	13	10	4	30	24.5	30	1	10	
KHA-1286	KHA-1289	M4	.35	13	10	4	30	24.5	30	1	10	
KHA-1287	KHA-1290	M5	.35	13	10	4	30	24.5	30	1	10	

Powder Coated Zinc - Stainless Steel Components
External Thread
Inch and Metric

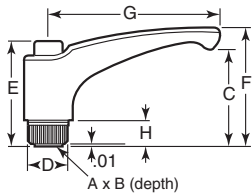
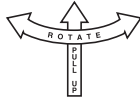


Black		Orange									Bulk Pack Qty.	Bulk Pack Qty.
Item No.	Item No.	A	C	D	E	F	H	J	L	Pack Qty.	Pack Qty.	
Inch												
KHA-1152	KHA-1190	8-32	.39	.51	.39	.15	1.18	.96	1.18	1	10	
KHA-1154	KHA-1192	8-32	.59	.51	.39	.15	1.18	.96	1.18	1	10	
KHA-1156	KHA-1194	8-32	.78	.51	.39	.15	1.18	.96	1.18	1	10	
KHA-1158	KHA-1196	8-32	.98	.51	.39	.15	1.18	.96	1.18	1	10	
KHA-1160	KHA-1198	10-24	.39	.51	.39	.15	1.18	.96	1.18	1	10	
KHA-1162	KHA-1200	10-24	.59	.51	.39	.15	1.18	.96	1.18	1	10	
KHA-1164	KHA-1202	10-24	.78	.51	.39	.15	1.18	.96	1.18	1	10	
KHA-1166	KHA-1204	10-24	.98	.51	.39	.15	1.18	.96	1.18	1	10	
KHA-1168	KHA-1206	10-32	.39	.51	.39	.15	1.18	.96	1.18	1	10	
KHA-1170	KHA-1208	10-32	.59	.51	.39	.15	1.18	.96	1.18	1	10	
KHA-1172	KHA-1210	10-32	.78	.51	.39	.15	1.18	.96	1.18	1	10	
KHA-1174	KHA-1212	10-32	.98	.51	.39	.15	1.18	.96	1.18	1	10	
KHA-1176	KHA-1214	1/4-20	.39	.51	.39	.15	1.18	.96	1.18	1	10	
KHA-1178	KHA-1216	1/4-20	.59	.51	.39	.15	1.18	.96	1.18	1	10	
KHA-1180	KHA-1218	1/4-20	.78	.51	.39	.15	1.18	.96	1.18	1	10	
KHA-1182	KHA-1220	1/4-20	.98	.51	.39	.15	1.18	.96	1.18	1	10	
KHA-1184	KHA-1222	1/4-20	1.18	.51	.39	.15	1.18	.96	1.18	1	10	
KHA-1186	KHA-1224	1/4-20	1.57	.51	.39	.15	1.18	.96	1.18	1	10	
KHA-1188	KHA-1226	1/4-20	1.96	.51	.39	.15	1.18	.96	1.18	1	10	
Metric												
KHA-1228	KHA-1244	M4 x .70	10	13	10	4	30	24.5	30	1	10	
KHA-1230	KHA-1246	M4 x .70	15	13	10	4	30	24.5	30	1	10	
KHA-1232	KHA-1248	M4 x .70	20	13	10	4	30	24.5	30			



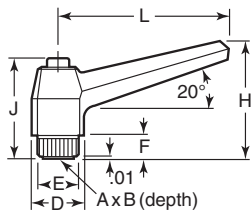
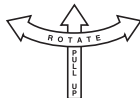
These adjustable handles act as a standard clamping lever yet can adjust to several positions. Pulling up on the handle disengages it, while the insert or stud remains stationary, allowing you to adjust the handle to the desired position. Releasing the handle reengages it for tightening and loosening. Allows for convenient positioning for maximum leverage, as well as saving space and keeping the handle out of the way.

**Black Plastic
Steel or Stainless Steel Bushing
Inch**



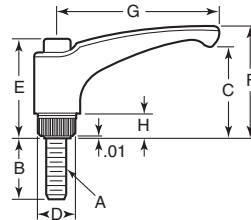
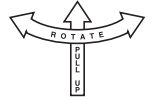
Item No.	Item No.	A	B	C	D	E	F	G	H	Pack Qty.	Bulk Pack Qty.
ESP-180	—	10-24	.39	.98	.47	1.16	1.28	1.73	.24	1	10
ESP-181	—	10-32	.39	.98	.47	1.16	1.28	1.73	.24	1	10
ESP-185	—	1/4-20	.39	.98	.47	1.16	1.28	1.73	.24	1	10
ESP-190	—	1/4-20	.47	1.36	.59	1.48	1.69	2.48	.31	1	10
ESP-195	—	3/16-18	.51	1.36	.59	1.48	1.69	2.48	.31	1	10
ESP-200	ESP-275	3/16-18	.67	1.73	.75	1.85	2.13	3.07	.47	1	10
ESP-205	—	1/2-13	.67	1.73	.75	1.85	2.13	3.07	.47	1	10
ESP-210	—	3/16-18	.79	2.09	.85	2.15	2.54	3.74	.51	1	10
ESP-215	—	1/2-13	.79	2.09	.85	2.15	2.54	3.74	.51	1	10
ESP-265	—	1/4-20	.39	.98	.47	1.16	1.28	1.73	.24	1	10
ESP-270	—	3/16-18	.51	1.36	.59	1.48	1.69	2.48	.31	1	10

**Black Plastic
Brass or Stainless Steel Insert
Inch**



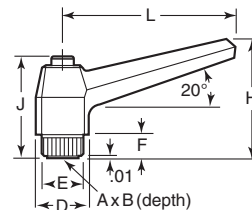
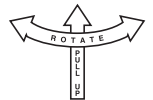
Item No.	A	B	D	E	F	H	J	L	Pack Qty.	Bulk Pack Qty.
Brass Insert										
ECL-102	10-32	.39	.71	.47	.24	1.26	1.14	1.65	1	10
ECL-101	10-24	.39	.71	.47	.24	1.26	1.14	1.65	1	10
ECL-103	1/4-20	.39	.71	.47	.24	1.26	1.14	1.65	1	10
ECL-104	1/4-20	.47	.91	.59	.31	1.69	1.46	2.48	1	10
ECL-105	3/16-18	.51	.91	.59	.31	1.69	1.46	2.48	1	10
ECL-106	3/16-18	.71	1.10	.75	.39	2.13	1.85	3.15	1	10
ECL-107	3/16-18	.67	1.10	.75	.39	2.13	1.85	3.15	1	10
ECL-108	1/2-13	.67	1.10	.75	.39	2.13	1.85	3.15	1	10
ECL-109	3/16-18	.79	1.30	.98	.47	2.56	2.13	3.94	1	10
ECL-110	1/2-13	.79	1.30	.98	.47	2.56	2.13	3.94	1	10
Stainless Steel Insert										
ECL-138	1/4-20	.39	.71	.47	.24	1.26	1.14	1.65	1	10
ECL-139	3/16-18	.51	.91	.59	.31	1.69	1.46	2.48	1	10
ECL-140	3/16-18	.67	1.10	.75	.39	2.13	1.85	3.15	1	10

**Black Plastic
Steel Stud
Inch**



Item No.	A	B	C	D	E	F	G	H	Pack Qty.	Bulk Pack Qty.
ESP-220	10-24	.75	.98	.47	1.16	1.28	1.73	.24	1	10
ESP-221	10-32	.50	.98	.47	1.16	1.28	1.73	.24	1	10
ESP-222	10-32	.75	.98	.47	1.16	1.28	1.73	.24	1	10
ESP-225	1/4-20	.75	.98	.47	1.16	1.28	1.73	.24	1	10
ESP-230	1/4-20	1.00	.98	.47	1.16	1.28	1.73	.24	1	10
ESP-235	3/16-18	.75	1.36	.59	1.48	1.69	2.48	.31	1	10
ESP-240	3/16-18	1.00	1.36	.59	1.48	1.69	2.48	.31	1	10
ESP-245	3/16-18	1.25	1.36	.59	1.48	1.69	2.48	.31	1	10
ESP-250	3/16-18	1.00	1.73	.75	1.85	2.13	3.07	.47	1	10
ESP-255	3/16-18	1.25	1.73	.75	1.85	2.13	3.07	.47	1	10
ESP-260	3/16-18	1.50	1.73	.75	1.85	2.13	3.07	.47	1	10

**Black Plastic
Socket Head Cap Screw
Steel Insert
Inch**



Socket head screw in top of handle for easy installation with use of power tool. For use in areas where space is limited.

Item No.	A	B	D	E	F	H	J	L	Pack Qty.	Bulk Pack Qty.
ECL-270	10-24	.39	.71	.47	.24	1.26	1.14	1.65	1	10
ECL-271	1/4-20	.39	.71	.47	.24	1.26	1.14	1.65	1	10
ECL-272	1/4-20	.51	.91	.59	.31	1.69	1.46	2.48	1	10
ECL-273	3/16-18	.51	.91	.59	.31	1.69	1.46	2.48	1	10
ECL-274	3/16-18	.67	1.10	.75	.39	2.13	1.77	3.15	1	10
ECL-275	1/2-13	.67	1.10	.75	.39	2.13	1.77	3.15	1	10
ECL-276	1/2-13	.79	1.30	.98	.47	2.56	2.13	3.94	1	10



These adjustable handles act as a standard clamping lever, yet can adjust to several positions depending on the size. Releasing the handle reengages it for tightening and loosening. Moreover, the chrome plating makes the surface finish glossy and homogeneous to facilitate cleaning operations. This adjustable handle is particularly suitable for outdoor environments subject to unfavorable weather conditions, and in general for applications on machines and equipment whose parts need frequent cleaning cycles for hygienic reasons.

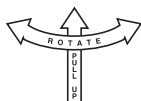
**Technopolymer, Chrome Plated
 Brass Insert
 Metric**



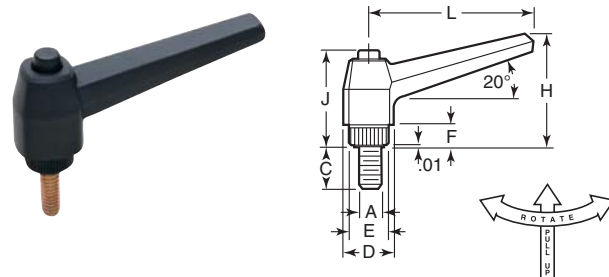
Item No.	A	B	C	D	E	F	G	H	Pack Qty.	Bulk Pack Qty.
ESP-725	M6	10	25	12	29.5	32.5	44	6	1	10
ESP-726	M6	13	34.5	15	37.5	43	63	8	1	10
ESP-727	M10	18	44	19	47	54	78	12	1	10
ESP-728	M12	20	53	21.5	54.5	64.5	95	13	1	10



ERGOSTYLE®

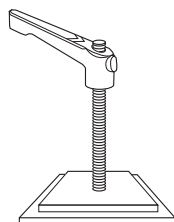
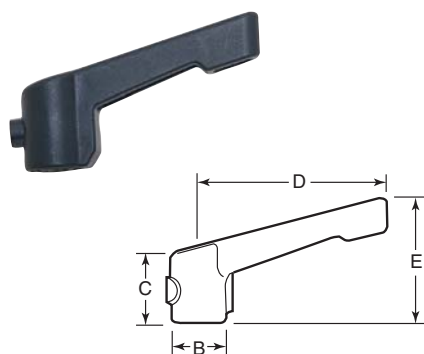


**Black Plastic
 Plated Steel or Stainless Steel Stud
 Inch**

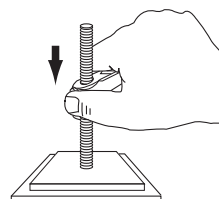


Item No.	A	C	D	E	F	H	J	L	Pack Qty.	Bulk Pack Qty.
Plated Steel Stud										
ECL-111	10-24	.75	.71	.47	.24	1.26	1.14	1.65	1	10
ECL-112	10-32	.50	.71	.47	.24	1.26	1.14	1.65	1	10
ECL-113	10-32	.75	.71	.47	.24	1.26	1.14	1.65	1	10
ECL-114	1/4-20	.50	.71	.47	.24	1.26	1.14	1.65	1	10
ECL-115	1/4-20	.75	.71	.47	.24	1.26	1.14	1.65	1	10
ECL-116	1/4-20	1.00	.71	.47	.24	1.26	1.14	1.65	1	10
ECL-117	1/4-20	1.50	.71	.47	.24	1.26	1.14	1.65	1	10
ECL-118	1/4-20	.75	.91	.59	.31	1.69	1.46	2.48	1	10
ECL-119	1/4-20	1.00	.91	.59	.31	1.69	1.46	2.48	1	10
ECL-120	1/4-20	1.50	.91	.59	.31	1.69	1.46	2.48	1	10
ECL-121	3/16-18	.50	.91	.59	.31	1.69	1.46	2.48	1	10
ECL-122	3/16-18	.75	.91	.59	.31	1.69	1.46	2.48	1	10
ECL-123	3/16-18	1.00	.91	.59	.31	1.69	1.46	2.48	1	10
ECL-124	3/16-18	1.25	.91	.59	.31	1.69	1.46	2.48	1	10
ECL-125	3/16-18	1.50	.91	.59	.31	1.69	1.46	2.48	1	10
ECL-126	3/16-18	2.00	.91	.59	.31	1.69	1.46	2.48	1	10
ECL-127	3/16-16	.75	1.10	.75	.39	2.13	1.85	3.15	1	10
ECL-128	3/16-16	1.00	1.10	.75	.39	2.13	1.85	3.15	1	10
ECL-129	3/16-16	1.25	1.10	.75	.39	2.13	1.85	3.15	1	10
ECL-130	3/16-16	1.50	1.10	.75	.39	2.13	1.85	3.15	1	10
ECL-131	3/16-16	2.00	1.10	.75	.39	2.13	1.85	3.15	1	10
ECL-132	1/2-13	1.25	1.10	.75	.39	2.13	1.85	3.15	1	10
ECL-133	1/2-13	1.50	1.10	.75	.39	2.13	1.85	3.15	1	10
ECL-134	1/2-13	2.00	1.10	.75	.39	2.13	1.85	3.15	1	10
ECL-135	1/2-13	1.25	1.30	.98	.47	2.56	2.13	3.94	1	10
ECL-136	1/2-13	1.50	1.30	.98	.47	2.56	2.13	3.94	1	10
ECL-137	1/2-13	2.00	1.30	.98	.47	2.56	2.13	3.94	1	10
Stainless Steel Stud										
ECL-141	1/4-20	.50	.71	.47	.24	1.26	1.14	1.65	1	10
ECL-142	1/4-20	.75	.71	.47	.24	1.26	1.14	1.65	1	10
ECL-143	1/4-20	1.00	.71	.47	.24	1.26	1.14	1.65	1	10
ECL-144	3/16-18	.75	.91	.59	.31	1.69	1.46	2.48	1	10
ECL-145	3/16-18	1.00	.91	.59	.31	1.69	1.46	2.48	1	10
ECL-146	3/16-18	1.25	.91	.59	.31	1.69	1.46	2.48	1	10
ECL-147	3/16-16	1.00	1.10	.75	.39	2.13	1.85	3.15	1	10
ECL-148	3/16-16	1.25	1.10	.75	.39	2.13	1.85	3.15	1	10
ECL-149	3/16-16	1.50	1.10	.75	.39	2.13	1.85	3.15	1	10
ECL-150	3/16-16	2.00	1.10	.75	.39	2.13	1.85	3.15	1	10

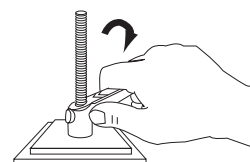
**Black Thermoplastic or Die Cast Zinc
 Thru-Hole
 Inch**



Push button to disengage threads



Slide handle to new position



Release button and threads engage for clamping

The thru-hole allows for quick clamping. Ideal for repetitive tightening operations. The handles are available in black thermoplastic or die cast zinc. Internal thread mechanism is made from carbon steel.

Plastic Item No.	Die Cast Item No.	Thread	B	C	D	E	Pack Qty.	Bulk Pack Qty.
BCL-30	BCL-5	1/4-20	3/16	1	29/16	1 1/4	1	10
BCL-35	BCL-10	3/16-18	1/8	1 1/8	3 1/16	2 3/16	1	10
BCL-40	BCL-15	3/16-16	1 1/8	1 1/8	3 1/16	2 3/16	1	10
BCL-45	BCL-20	1/2-13	1 1/4	1 1/2	4 1/4	2 15/16	1	10
BCL-50	BCL-25	3/8-11	1 1/4	1 1/2	4 1/4	2 15/16	1	10



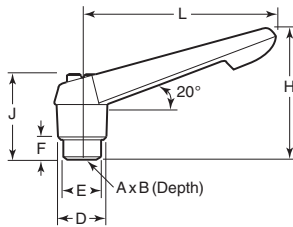
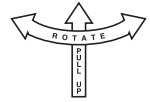
These adjustable handles act as a standard clamping lever, yet can adjust to 16-26 positions depending on the size. Pulling up on the handle disengages it, while the insert or stud remains stationary, allowing you to adjust the handle to the desired position. Releasing the handle reengages it for tightening and loosening. Allows for convenient positioning for maximum leverage, as well as saving space and keeping the handle out of the way. Plastic handles are reinforced with fiberglass for added strength. Insert, stud and other components are made of steel.



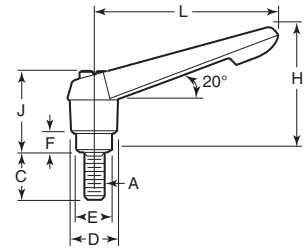
Zinc



Zinc



Blank, Tapped or Reamed Type



Stud Type

Black Plastic - Steel Components
Blank, Tapped or Reamed Hole
Inch



Plastic Item No.	Zinc Item No.	A	B	D	E	F	H	J	L	Pack Qty.	Bulk Pack Qty.
KHA-4	KHA-46	10-32	.35	.53	.39	.15	1.22	.95	1.57	1	10
KHA-6	—	10-24	.35	.53	.39	.15	1.22	.95	1.57	1	10
KHA-8	KHA-50	¼-20	.35	.53	.39	.15	1.22	.95	1.57	1	10
KHA-14	KHA-56	¼-20	.47	.71	.53	.25	1.69	1.14	2.56	1	10
KHA-16	KHA-58	¾-18	.47	.71	.53	.25	1.69	1.14	2.56	1	10
KHA-24	KHA-66	¾-18	.55	.84	.62	.39	2.16	1.47	3.15	1	10
KHA-26	KHA-68	¾-16	.55	.84	.62	.39	2.16	1.47	3.15	1	10
KHA-36	KHA-78	¾-16	.67	1.00	.75	.39	2.52	1.68	3.74	1	10
KHA-38	KHA-80	½-13	.67	1.00	.75	.39	2.52	1.68	3.74	1	10
—	KHA-88	½-13	.90	1.20	.90	.47	2.95	2.00	4.33	1	10
—	KHA-92	½	.90	1.20	.90	.47	2.95	2.00	4.33	1	10

Safety Orange Plastic - Steel Components
Blank, Tapped, Reamed Hole or Stud
Inch



Plastic



Plastic

Same as the reinforced plastic handles described above except the finish is a highly visible safety orange.

Item No.	Type	A	B	C	D	E	F	H	J	L	Pack Qty.	Bulk Pack Qty.
KHH-10	Tapped	¼-20	.35	—	.53	.39	.15	1.22	.95	1.57	1	10
KHH-15	Stud	¼-20	—	1.18	.53	.39	.15	1.22	.95	1.57	1	10
KHH-20	Tapped	¾-18	.47	—	.71	.53	.25	1.69	1.14	2.56	1	10
KHH-25	Stud	¾-18	—	1.18	.71	.53	.25	1.69	1.14	2.56	1	10
KHH-30	Tapped	¾-16	.55	—	.84	.62	.39	2.16	1.47	3.15	1	10
KHH-35	Stud	¾-16	—	1.57	.84	.62	.39	2.16	1.47	3.15	1	10
KHH-40	Tapped	½-13	.67	—	1.00	.75	.39	2.52	1.68	3.74	1	10
KHH-45	Stud	½-13	—	1.77	1.00	.75	.39	2.52	1.68	3.74	1	10

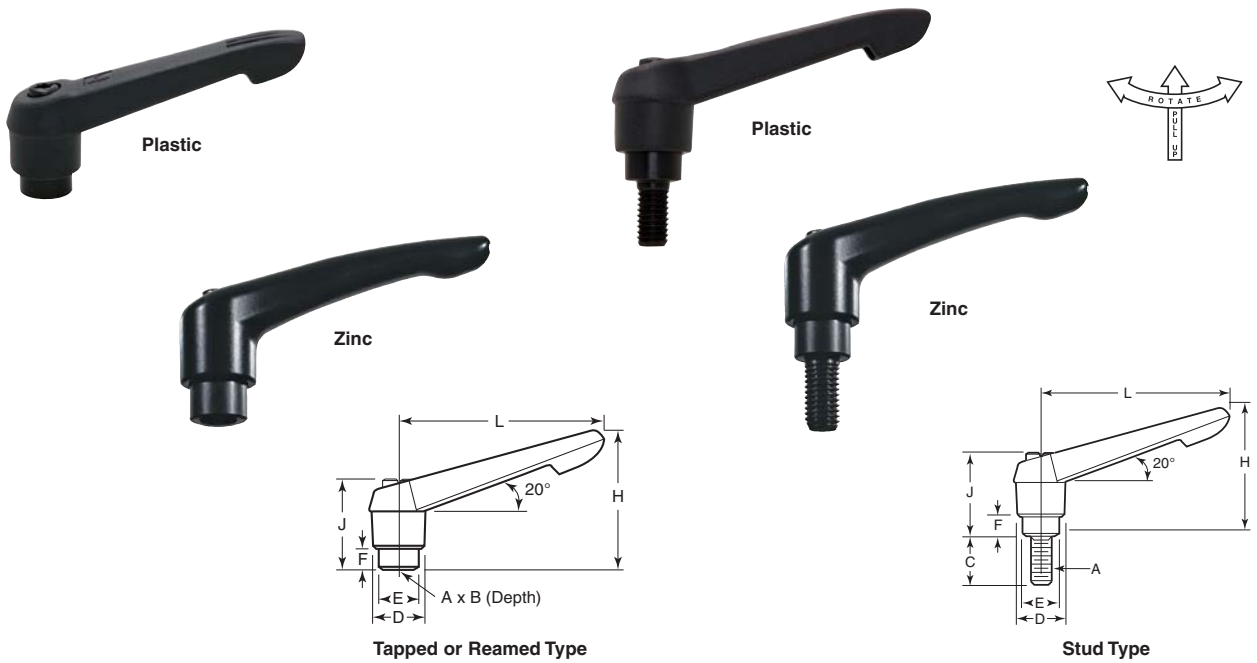
Black Plastic or Powder Coated Zinc - Steel Components
Steel Stud
Inch



Plastic Item No.	Zinc Item No.	A	C	D	E	F	H	J	L	Pack Qty.	Bulk Pack Qty.
KHA-96	KHA-176	10-32	.39	.53	.39	.15	1.22	.95	1.57	1	10
KHA-310	KHA-510	10-24	.39	.53	.39	.15	1.22	.95	1.57	1	10
KHA-98	KHA-178	10-32	.59	.53	.39	.15	1.22	.95	1.57	1	10
KHA-104	KHA-184	10-24	.59	.53	.39	.15	1.22	.95	1.57	1	10
KHA-100	KHA-180	10-32	.78	.53	.39	.15	1.22	.95	1.57	1	10
KHA-320	KHA-520	10-24	.78	.53	.39	.15	1.22	.95	1.57	1	10
KHA-102	KHA-182	10-32	1.18	.53	.39	.15	1.22	.95	1.57	1	10
KHA-330	KHA-530	10-24	1.18	.53	.39	.15	1.22	.95	1.57	1	10
KHA-106	KHA-186	¼-20	.39	.53	.39	.15	1.22	.95	1.57	1	10
KHA-108	KHA-188	¼-20	.59	.53	.39	.15	1.22	.95	1.57	1	10
KHA-110	KHA-190	¼-20	.78	.53	.39	.15	1.22	.95	1.57	1	10
KHA-112	KHA-192	¼-20	1.18	.53	.39	.15	1.22	.95	1.57	1	10
KHA-114	KHA-194	¼-20	1.57	.53	.39	.15	1.22	.95	1.57	1	10
KHA-116	KHA-196	¼-20	1.77	.53	.39	.15	1.22	.95	1.57	1	10
KHA-118	KHA-198	¾-18	.59	.71	.53	.25	1.69	1.14	2.56	1	10
KHA-120	KHA-200	¾-18	.78	.71	.53	.25	1.69	1.14	2.56	1	10
KHA-122	KHA-202	¾-18	1.18	.71	.53	.25	1.69	1.14	2.56	1	10
KHA-124	KHA-204	¾-18	1.57	.71	.53	.25	1.69	1.14	2.56	1	10
KHA-126	KHA-206	¾-18	1.77	.71	.53	.25	1.69	1.14	2.56	1	10
KHA-340	KHA-540	¾-18	1.96	.71	.53	.25	1.69	1.14	2.56	1	10
KHA-128	KHA-208	¾-18	2.36	.71	.53	.25	1.69	1.14	2.56	1	10
KHA-130	KHA-210	¾-16	.59	.71	.53	.25	1.69	1.14	2.56	1	10
KHA-132	KHA-212	¾-16	.78	.71	.53	.25	1.69	1.14	2.56	1	10
KHA-134	KHA-214	¾-16	1.18	.71	.53	.25	1.69	1.14	2.56	1	10
KHA-136	KHA-216	¾-16	1.57	.71	.53	.25	1.69	1.14	2.56	1	10
KHA-138	KHA-218	¾-16	1.77	.71	.53	.25	1.69	1.14	2.56	1	10
KHA-350	KHA-550	¾-16	1.96	.71	.53	.25	1.69	1.14	2.56	1	10
KHA-140	KHA-220	¾-16	2.36	.71	.53	.25	1.69	1.14	2.56	1	10
KHA-142	KHA-222	¾-16	.59	.84	.62	.39	2.16	1.47	3.15	1	10
KHA-144	KHA-224	¾-16	.78	.84	.62	.39	2.16	1.47	3.15	1	10
KHA-146	KHA-226	¾-16	1.18	.84	.62	.39	2.16	1.47	3.15	1	10
KHA-148	KHA-228	¾-16	1.57	.84	.62	.39	2.16	1.47	3.15	1	10
KHA-150	KHA-230	¾-16	1.77	.84	.62	.39	2.16	1.47	3.15	1	10
KHA-360	KHA-560	¾-16	1.96	.84	.62	.39	2.16	1.47	3.15	1	10
KHA-152	KHA-232	¾-16	2.36	.84	.62	.39	2.16	1.47	3.15	1	10
KHA-370	KHA-570	¾-16	.59	1.00	.75	.39	2.52	1.68	3.74	1	10
KHA-380	KHA-580	¾-16	.78	1.00	.75	.39	2.52	1.68	3.74	1	10
KHA-154	KHA-234	¾-16	1.18	1.00	.75	.39	2.52	1.68	3.74	1	10
KHA-156	KHA-236	¾-16	1.57	1.00	.75	.39	2.52	1.68	3.74	1	10
KHA-158	KHA-238	¾-16	1.77	1.00	.75	.39	2.52	1.68	3.74	1	10
KHA-160	KHA-240	¾-16	1.96	1.00	.75	.39	2.52	1.68	3.74	1	10
KHA-162	KHA-242	¾-16	2.36	1.00	.75	.39	2.52	1.68	3.74	1	10
—	KHA-590	½-13	.59	1.00	.75	.39	2.52	1.68	3.74	1	10
KHA-400	KHA-600	½-13	.78	1.00	.75	.39	2.52	1.68	3.74	1	10
KHA-164	KHA-244	½-13	1.18	1.00	.75	.39	2.52	1.68	3.74	1	10
KHA-166	KHA-246	½-13	1.38	1.00	.75	.39	2.52	1.68	3.74	1	10
KHA-168	KHA-610	½-13	1.57	1.00	.75	.39	2.52	1.68	3.74	1	10
KHA-170	KHA-250	½-13	1.77	1.00	.75	.39	2.52	1.68	3.74	1	10
KHA-172	KHA-252	½-13	1.96	1.00	.75	.39	2.52	1.68	3.74	1	10
KHA-174	KHA-254	½-13	2.36	1.00	.75	.39	2.52	1.68	3.74	1	10
—	KHA-620	½-13	.98	1.20	.90	.47	2.95	2.00	4.33	1	10
—	KHA-256	½-13	1.57	1.20	.90	.47	2.95	2.00	4.33	1	10
—	KHA-625	½-13	1.96	1.20	.90	.47	2.95	2.00	4.33	1	10
—	KHA-258	½-13	2.36	1.20	.90	.47	2.95	2.00	4.33	1	10
—	KHA-260	¾-11	1.57	1.20	.90	.47	2.95	2.00	4.33	1	10
—	KHA-262	¾-11	2.36	1.20	.90	.47	2.95	2.00	4.33	1	10



These adjustable handles act as a standard clamping lever, yet can adjust to 16-26 positions depending on the size. Pulling up on the handle disengages it, while the insert or stud remains stationary, allowing you to adjust the handle to the desired position. Releasing the handle reengages it for tightening and loosening. Allows for convenient positioning for maximum leverage, as well as saving space and keeping the handle out of the way. Plastic handles are reinforced with fiberglass for added strength. Insert, stud and other components are made of steel.



Black Plastic or Powder Coated Zinc - Steel Components
Novo-Grip®
Tapped or Reamed Hole
Metric



Plastic		Zinc																		Bulk		Plastic		Zinc		Bulk													
Item No.	Item No.	A	B mm	D mm	E mm	F mm	H mm	J mm	L mm	Pack Qty.	Pack Qty.	Item No.	Item No.	A	B mm	D mm	E mm	F mm	H mm	J mm	L mm	Pack Qty.	Pack Qty.	Item No.	Item No.	A	B mm	D mm	E mm	F mm	H mm	J mm	L mm	Pack Qty.	Pack Qty.				
KHD-201	—	M4 x .70	9	13.5	10	4	31	24	40	1	10	KHD-216	KHD-16	M10 x 1.50	14	21.5	16	10	55	37.5	80	1	10	KHD-220	KHD-20	M10 x 1.50	17	25.5	19	10	64	42.5	95	1	10				
KHD-202	KHD-2	M5 x .80	9	13.5	10	4	31	24	40	1	10	KHD-222	KHD-22	M12 x 1.75	17	25.5	19	10	64	42.5	95	1	10	KHD-224	KHD-24	M10	17	25.5	19	10	64	42.5	95	1	10				
KHD-204	KHD-4	M6 x 1.00	9	13.5	10	4	31	24	40	1	10	KHD-226	KHD-26	M12 x 1.75	23	30.5	23	12	75	51	110	1	10	KHD-228	KHD-28	M16 x 2.00	23	30.5	23	12	75	51	110	1	10				
KHD-208	KHD-8	M6 x 1.00	12	18	13.5	6.5	43	29	65	1	10	KHD-225	KHD-25	M10	17	25.5	19	10	64	42.5	95	1	10																
KHD-210	KHD-10	M8 x 1.25	12	18	13.5	6.5	43	29	65	1	10																												
KHD-214	KHD-14	M8 x 1.25	14	21.5	16	10	55	37.5	80	1	10																												

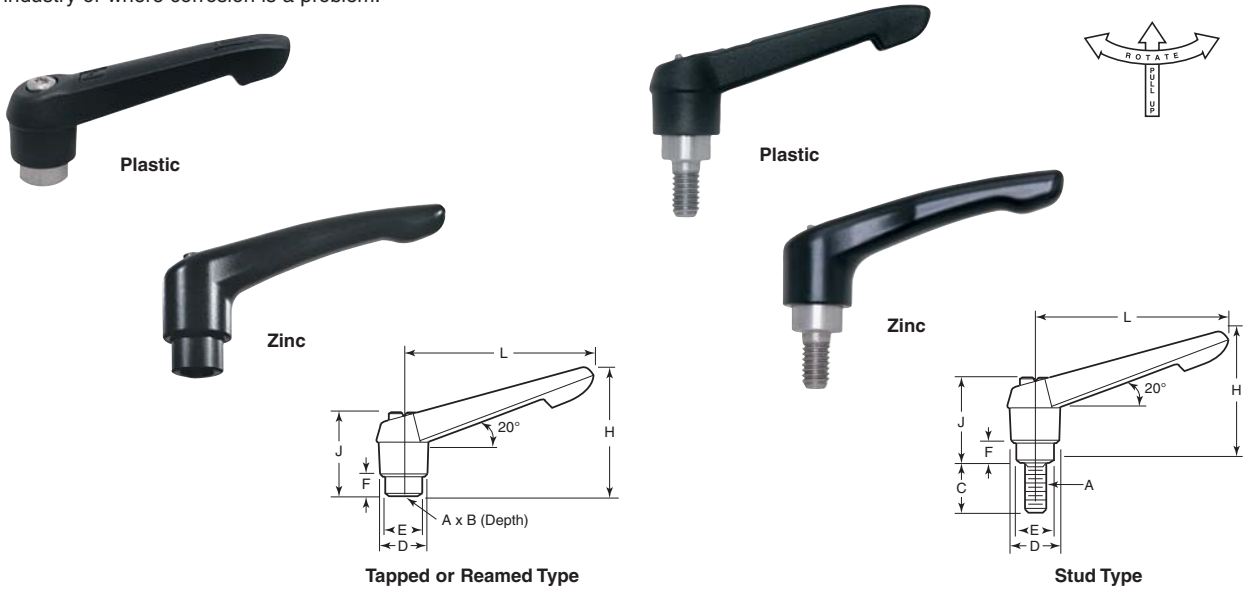
Black Plastic or Powder Coated Zinc - Steel Components
Novo-Grip®
Steel Stud
Metric



Plastic		Zinc																		Bulk		Plastic		Zinc		Bulk														
Item No.	Item No.	A	C mm	D mm	E mm	F mm	H mm	J mm	L mm	Pack Qty.	Pack Qty.	Item No.	Item No.	A	C mm	D mm	E mm	F mm	H mm	J mm	L mm	Pack Qty.	Pack Qty.	Item No.	Item No.	A	C mm	D mm	E mm	F mm	H mm	J mm	L mm	Pack Qty.	Pack Qty.					
KHD-303	—	M5 x .80	10	13.5	10	4	31	24	40	1	10	KHD-323	—	M8 x 1.25	20	21.5	16	10	55	37.5	80	1	10	KHD-325	—	M8 x 1.25	30	21.5	16	10	55	37.5	80	1	10					
KHD-302	KHD-102	M5 x .80	15	13.5	10	4	31	24	40	1	10	KHD-326	—	M10 x 1.50	15	21.5	16	10	55	37.5	80	1	10	—	KHD-134	—	M10 x 1.50	20	21.5	16	10	55	37.5	80	1	10				
KHD-304	KHD-104	M5 x .80	20	13.5	10	4	31	24	40	1	10	—	KHD-58	M10 x 1.50	20	21.5	16	10	55	37.5	80	1	10	KHD-260	KHD-60	M10 x 1.50	25	21.5	16	10	55	37.5	80	1	10					
KHD-306	KHD-106	M5 x .80	25	13.5	10	4	31	24	40	1	10	KHD-262	KHD-62	M10 x 1.50	30	21.5	16	10	55	37.5	80	1	10	KHD-264	KHD-64	M10 x 1.50	35	21.5	16	10	55	37.5	80	1	10					
KHD-305	—	M5 x .80	30	13.5	10	4	31	24	40	1	10	KHD-266	KHD-66	M10 x 1.50	40	21.5	16	10	55	37.5	80	1	10	KHD-268	KHD-68	M10 x 1.50	45	21.5	16	10	55	37.5	80	1	10					
KHD-308	KHD-108	M6 x 1.00	10	13.5	10	4	31	24	40	1	10	—	KHD-68	M10 x 1.50	45	21.5	16	10	55	37.5	80	1	10	KHD-270	KHD-70	M10 x 1.50	50	21.5	16	10	55	37.5	80	1	10					
KHD-310	KHD-110	M6 x 1.00	15	13.5	10	4	31	24	40	1	10	KHD-272	KHD-72	M10 x 1.50	60	21.5	16	10	55	37.5	80	1	10	KHD-336	—	M10 x 1.50	20	25.5	19	10	64	42.5	95	1	10					
KHD-322	KHD-32	M6 x 1.00	20	13.5	10	4	31	24	40	1	10	—	KHD-138	M10 x 1.50	25	25.5	19	10	64	42.5	95	1	10	KHD-337	KHD-74	M10 x 1.50	30	25.5	19	10	64	42.5	95	1	10					
KHD-234	KHD-34	M6 x 1.00	25	13.5	10	4	31	24	40	1	10	KHD-340	KHD-140	M10 x 1.50	35	25.5	19	10	64	42.5	95	1	10	KHD-342	KHD-76	M10 x 1.50	40	25.5	19	10	64	42.5	95	1	10					
KHD-236	KHD-36	M6 x 1.00	30	13.5	10	4	31	24	40	1	10	KHD-276	KHD-76	M10 x 1.50	40	25.5	19	10	64	42.5	95	1	10	KHD-278	KHD-78	M10 x 1.50	50	25.5	19	10	64	42.5	95	1	10					
KHD-238	KHD-38	M6 x 1.00	35	13.5	10	4	31	24	40	1	10	KHD-280	KHD-80	M10 x 1.50	60	25.5	19	10	64	42.5	95	1	10	KHD-344	KHD-144	M12 x 1.75	20	25.5	19	10	64	42.5	95	1	10					
KHD-240	KHD-40	M6 x 1.00	40	13.5	10	4	31	24	40	1	10	KHD-346	KHD-146	M12 x 1.75	25	25.5	19	10	64	42.5	95	1	10	KHD-282	KHD-82	M12 x 1.75	30	25.5	19	10	64	42.5	95	1	10					
KHD-242	KHD-42	M6 x 1.00	45	13.5	10	4	31	24	40	1	10	—	KHD-148	M12 x 1.75	35	25.5	19	10	64	42.5	95	1	10	KHD-284	KHD-84	M12 x 1.75	40	25.5	19	10	64	42.5	95	1	10					
KHD-237	—	M6 x 1.00	20	18	13.5	6.5	43	29	65	1	10	KHD-286	KHD-86	M12 x 1.75	50	25.5	19	10	64	42.5	95	1	10	KHD-288	KHD-88	M12 x 1.75	60	25.5	19	10	64	42.5	95	1	10					
KHD-239	—	M6 x 1.00	30	18	13.5	6.5	43	29	65	1	10	KHD-283	—	M12 x 1.75	30	30.5	23	12	75	51	110	1	10	—	KHD-90	M12 x 1.75	40	30.5	23	12	75	51	110	1	10					
KHD-312	KHD-112	M8 x 1.25	15	18	13.5	6.5	43	29	65	1	10	—	KHD-92	M12 x 1.75	60	30.5	23	12	75	51	110	1	10	KHD-285	—	M16 x 2.00	30	30.5	23	12	75	51	110	1	10					
KHD-244	KHD-44	M8 x 1.25	20	18	13.5	6.5	43	29	65	1	10	KHD-287	KHD-87	M16 x 2.00	50	30.5	23	12	75	51	110	1	10	—	KHD-94	M16 x 2.00	50	30.5	23	12	75	51	110	1	10					
KHD-246	KHD-46	M8 x 1.25	25	18	13.5	6.5	43	29	65	1	10	—	KHD-96	M16 x 2.00	60	30.5	23	12	75	51	110	1	10																	



These adjustable handles act as a standard clamping lever, yet can adjust to 16-26 positions depending on the size. Pulling up on the handle disengages it, while the insert or stud remains stationary, allowing you to adjust the handle to the desired position. Releasing the handle reengages it for tightening or loosening. Allows for convenient positioning for maximum leverage, as well as saving space and keeping the handle out of the way. Plastic handles are reinforced with fiberglass for added strength. Insert, stud and other components are made from Type 303 stainless steel. Zinc lever is finished in a tough chip and peel resistant powder coating for use in food industry or where corrosion is a problem.



Black Plastic or Powder Coated Zinc - Stainless Steel Components - Type 303
Tapped or Reamed Hole
Inch and Metric



Plastic		Zinc												Bulk		Plastic		Zinc				Bulk																							
Item No.	Item No.	A	B	D	E	F	H	J	L	Pack Qty.	Pack Qty.	Item No.	Item No.	A	B	D	E	F	H	J	L	Pack Qty.	Pack Qty.																						
Inch																							Metric																						
KHF-2	KHF-30	10-32	.35	.53	.39	.15	1.22	.95	1.57	1	10	KHF-220	KHF-320	M6 x 1.00	9	13.5	10	4	31	24	40	1	10																						
KHF-4	KHF-32	1/4-20	.35	.53	.39	.15	1.22	.95	1.57	1	10	KHF-235	KHF-335	M8 x 1.25	12	18	13.5	6.5	43	29	65	1	10																						
KHF-8	KHF-36	1/4-20	.47	.71	.53	.25	1.69	1.14	2.56	1	10	KHF-240	KHF-340	M8 x 1.25	14	21.5	16	10	55	37.5	80	1	10																						
KHF-10	KHF-38	3/16-18	.47	.71	.53	.25	1.69	1.14	2.56	1	10	—	KHF-350	M10 x 1.50	14	21.5	16	10	55	37.5	80	1	10																						
KHF-16	KHF-44	3/16-18	.55	.84	.62	.39	2.16	1.47	3.15	1	10	KHF-255	KHF-355	M10 x 1.50	17	25.5	19	10	64	42.5	95	1	10																						
KHF-18	KHF-46	3/16-16	.55	.84	.62	.39	2.16	1.47	3.15	1	10																																		
KHF-24	KHF-52	3/16-16	.67	1.00	.75	.39	2.52	1.68	3.74	1	10																																		
KHF-26	KHF-54	1/2-13	.67	1.00	.75	.39	2.52	1.68	3.74	1	10																																		

Black Plastic or Powder Coated Zinc - Stainless Steel Components - Type 303
Steel Stud
Inch and Metric

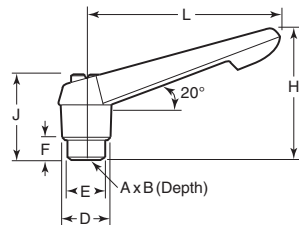



Plastic		Zinc												Bulk		Plastic		Zinc				Bulk																							
Item No.	Item No.	C	D	E	F	H	J	L	Pack Qty.	Pack Qty.	Item No.	Item No.	C	D	E	F	H	J	L	Pack Qty.	Pack Qty.																								
Inch																							Metric																						
KHF-60	KHF-114	.59	.53	.39	.15	1.22	.95	1.57	1	10	—	KHF-615	20	13.5	10	4	31	24	40	1	10																								
KHF-62	KHF-118	.78	.53	.39	.15	1.22	.95	1.57	1	10	KHF-420	—	25	13.5	10	4	31	24	40	1	10																								
—	KHF-118	1.18	.53	.39	.15	1.22	.95	1.57	1	10	KHF-425	—	10	13.5	10	4	31	24	40	1	10																								
—	KHF-910	.39	.53	.39	.15	1.22	.95	1.57	1	10	KHF-430	KHF-630	15	13.5	10	4	31	24	40	1	10																								
KHF-820	KHF-920	.59	.53	.39	.15	1.22	.95	1.57	1	10	KHF-435	KHF-635	20	13.5	10	4	31	24	40	1	10																								
—	KHF-930	.78	.53	.39	.15	1.22	.95	1.57	1	10	KHF-440	KHF-640	25	13.5	10	4	31	24	40	1	10																								
KHF-840	—	1.18	.53	.39	.15	1.22	.95	1.57	1	10	KHF-445	KHF-645	30	13.5	10	4	31	24	40	1	10																								
KHF-66	KHF-120	.39	.53	.39	.15	1.22	.95	1.57	1	10	KHF-450	—	35	13.5	10	4	31	24	40	1	10																								
KHF-68	KHF-122	.59	.53	.39	.15	1.22	.95	1.57	1	10	KHF-455	KHF-655	40	13.5	10	4	31	24	40	1	10																								
KHF-70	KHF-124	.78	.53	.39	.15	1.22	.95	1.57	1	10	KHF-460	KHF-660	45	13.5	10	4	31	24	40	1	10																								
KHF-72	KHF-126	1.18	.53	.39	.15	1.22	.95	1.57	1	10	KHF-465	KHF-665	15	18	13.5	6.5	43	29	65	1	10																								
KHF-74	KHF-128	1.57	.53	.39	.15	1.22	.95	1.57	1	10	KHF-470	KHF-670	20	18	13.5	6.5	43	29	65	1	10																								
KHF-76	KHF-130	1.77	.53	.39	.15	1.22	.95	1.57	1	10	KHF-475	KHF-675	25	18	13.5	6.5	43	29	65	1	10																								
KHF-78	KHF-132	.59	.71	.53	.25	1.69	1.14	2.56	1	10	KHF-480	KHF-680	30	18	13.5	6.5	43	29	65	1	10																								
KHF-80	KHF-134	.78	.71	.53	.25	1.69	1.14	2.56	1	10	KHF-485	KHF-685	35	18	13.5	6.5	43	29	65	1	10																								
KHF-82	KHF-136	1.18	.71	.53	.25	1.69	1.14	2.56	1	10	KHF-490	KHF-690	40	18	13.5	6.5	43	29	65	1	10																								
KHF-84	KHF-138	1.57	.71	.53	.25	1.69	1.14	2.56	1	10	KHF-495	KHF-695	45	18	13.5	6.5	43	29	65	1	10																								
KHF-86	KHF-140	1.77	.71	.53	.25	1.69	1.14	2.56	1	10	KHF-500	KHF-700	50	18	13.5	6.5	43	29	65	1	10																								
KHF-850	KHF-950	1.96	.71	.53	.25	1.69	1.14	2.56	1	10	KHF-505	KHF-705	60	18	13.5	6.5	43	29	65	1	10																								
KHF-88	KHF-142	2.36	.71	.53	.25	1.69	1.14	2.56	1	10	—	KHF-710	20	21.5	16	10	55	37.5	80	1	10																								
KHF-90	KHF-144	.59	.84	.62	.39	2.16	1.47	3.15	1	10	—	KHF-715	25	21.5	16	10	55	37.5	80	1	10																								
KHF-92	KHF-146	.78	.84	.62	.39	2.16	1.47	3.15	1	10	KHF-520	KHF-720	30	21.5	16	10	55	37.5	80	1	10																								
KHF-94	KHF-148	1.18	.84	.62	.39	2.16	1.47	3.15	1	10	—	KHF-725	35	21.5	16	10	55	37.5	80	1	10																								
KHF-96	KHF-150	1.57	.84	.62	.39	2.16	1.47	3.15	1	10	KHF-530	KHF-730	40	21.5	16	10	55	37.5	80	1	10																								
KHF-98	KHF-152	1.77	.84	.62	.39	2.16	1.47	3.15	1	10	KHF-535	—	45	21.5	16	10	55	37.5	80	1	10																								
KHF-860	KHF-960	1.96	.84	.62	.39	2.16	1.47	3.15	1	10	KHF-540	KHF-740	50	21.5	16	10	55	37.5	80	1	10																								
KHF-100	KHF-154	2.36	.84	.62	.39	2.16	1.47	3.15	1	10	KHF-545	KHF-745	60	21.5	16	10	55	37.5	80	1	10																								
—	KHF-970	.59	1.00	.75	.39	2.52	1.68	3.74	1	10	—	KHF-750	25	25.5	19	10	64	42.5	95	1	10																								
KHF-102	KHF-156	1.18	1.00	.75	.39	2.52	1.68	3.74	1	10	—	KHF-760	40	25.5	19	10	64	42.5	95	1	10																								
KHF-104	KHF-158	1.38	1.00	.75	.39	2.52	1.68	3.74	1	10	KHF-565	KHF-765	50	25.5	19	10	64	42.5	95	1	10																								
KHF-890	KHF-990	1.57	1.00	.75	.39	2.52	1.68	3.74	1	10	KHF-570	KHF-770	60	25.5	19	10	64	42.5	95	1	10																								
KHF-106	KHF-160	1.77	1.00	.75	.39	2.52	1.68	3.74	1	10																																			
KHF-108	KHF-162	1.96	1.00	.75	.39	2.52	1.68	3.74	1	10																																			
KHF-110	KHF-164	2.36	1.00	.75	.39	2.52	1.68	3.74	1	10																																			



Adjustable handles act as a standard clamping lever, yet can adjust to 16-26 positions depending on the size. Pulling up on the handle disengages it, while the insert or stud remains stationary, allowing you to adjust the handle to the desired position. Releasing the handle reengages it for tightening and loosening. Allows for convenient positioning for maximum leverage, as well as saving space and keeping the handle out of the way. Plastic handles are reinforced with fiberglass for added strength. Insert, stud and other components are made of steel.

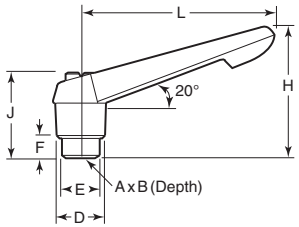


Black Plastic and Powder Coated Zinc- Steel Components
Adjustable Handle
Steel Insert
Inch



Blank, Tapped or Reamed Type

Blue	Green	Orange	Red	Yellow									Pack Qty.	Bulk Pack Qty.
Item No.	Item No.	Item No.	Item No.	Item No.	A	B	D	E	F	H	J	L		
KHA-3409	KHA-3478	KHA-3547	KHA-3616	KHA-3685	8-32	.35	.55	.39	.16	1.22	.96	1.57	1	10
KHA-3400	KHA-3469	KHA-3538	KHA-3607	KHA-3676	10-24	.35	.55	.39	.16	1.22	.96	1.57	1	10
KHA-3403	KHA-3472	KHA-3541	KHA-3610	KHA-3679	10-32	.35	.55	.39	.16	1.22	.96	1.57	1	10
KHA-3406	KHA-3475	KHA-3544	KHA-3613	KHA-3682	¼-20	.35	.55	.39	.16	1.22	.96	1.57	1	10
KHA-3412	KHA-3481	KHA-3550	KHA-3619	KHA-3688	¼-20	.47	.73	.53	.26	1.67	1.12	2.65	1	10
KHA-3415	KHA-3484	KHA-3553	KHA-3622	KHA-3691	¾-18	.47	.73	.53	.26	1.67	1.12	2.65	1	10
KHA-3418	KHA-3487	KHA-3556	KHA-3625	KHA-3694	¾-18	.55	.83	.63	.39	2.15	1.46	3.15	1	10
KHA-3421	KHA-3490	KHA-3559	KHA-3628	KHA-3697	¾-16	.55	.83	.63	.39	2.15	1.46	3.15	1	10
KHA-3424	KHA-3493	KHA-3562	KHA-3631	KHA-3700	¾-16	.67	1.06	.75	.39	2.48	1.69	3.74	1	10
KHA-3427	KHA-3496	KHA-3565	KHA-3634	KHA-3703	½-13	.67	1.06	.75	.39	2.48	1.69	3.74	1	10
KHA-3430	KHA-3499	KHA-3568	KHA-3637	KHA-3706	½-13	.91	1.18	.91	.47	2.83	1.93	4.33	1	10
KHA-3433	KHA-3502	KHA-3571	KHA-3640	KHA-3709	¾-11	.91	1.18	.91	.47	2.83	1.93	4.33	1	10

Black Plastic and Powder Coated Zinc- Stainless Steel Components
Adjustable Handle
Stainless Steel Insert
Inch




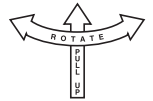
Blank, Tapped or Reamed Type

Blue	Green	Orange	Red	Yellow									Pack Qty.	Bulk Pack Qty.
Item No.	Item No.	Item No.	Item No.	Item No.	A	B	D	E	F	H	J	L		
KHA-3000	KHA-3063	KHA-3126	KHA-3192	KHA-3255	8-32	.35	.55	.39	.16	1.22	.96	1.57	1	10
KHA-3003	KHA-3066	KHA-3129	KHA-3195	KHA-3258	10-24	.35	.55	.39	.16	1.22	.96	1.57	1	10
KHA-3006	KHA-3069	KHA-3132	KHA-3198	KHA-3261	10-32	.35	.55	.39	.16	1.22	.96	1.57	1	10
KHA-3009	KHA-3072	KHA-3135	KHA-3201	KHA-3264	¼-20	.35	.55	.39	.16	1.22	.96	1.57	1	10
KHA-3012	KHA-3075	KHA-3138	KHA-3204	KHA-3267	¼-20	.47	.73	.53	.26	1.67	1.12	2.65	1	10
KHA-3015	KHA-3078	KHA-3141	KHA-3207	KHA-3270	¾-18	.47	.73	.53	.26	1.67	1.12	2.65	1	10
KHA-3018	KHA-3081	KHA-3144	KHA-3210	KHA-3273	¾-18	.55	.83	.63	.39	2.15	1.46	3.15	1	10
KHA-3021	KHA-3084	KHA-3147	KHA-3213	KHA-3276	¾-16	.55	.83	.63	.39	2.15	1.46	3.15	1	10
KHA-3024	KHA-3087	KHA-3150	KHA-3216	KHA-3279	¾-16	.67	1.06	.75	.39	2.48	1.69	3.74	1	10
KHA-3027	KHA-3090	KHA-3153	KHA-3219	KHA-3282	½-13	.67	1.06	.75	.39	2.48	1.69	3.74	1	10
—	—	KHA-3156	—	KHA-3285	½-13	.91	1.18	.91	.47	2.83	1.93	4.33	1	10



Adjustable handles act as a standard clamping lever, yet can adjust to 16-26 positions depending on the size. Pulling up on the handle disengages it, while the insert or stud remains stationary, allowing you to adjust the handle to the desired position. Releasing the handle reengages it for tightening and loosening. Allows for convenient positioning for maximum leverage, as well as saving space and keeping the handle out of the way. Plastic handles are reinforced with fiberglass for added strength. Insert, stud and other components are made of stainless steel.

Black Plastic and Powder Coated Zinc- Stainless Steel Components Adjustable Handle Stainless Steel Stud Inch



Blue




Orange



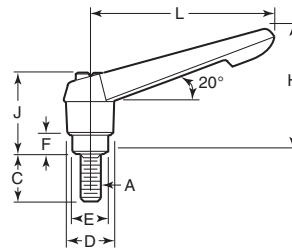
Yellow



Green



Red



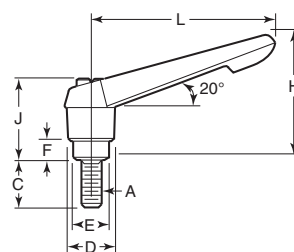
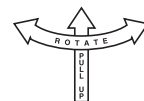
Stud Type

Blue Item No.	Green Item No.	Orange Item No.	Red Item No.	Yellow Item No.	A	C	D	E	F	H	J	L	Pack Qty.	Bulk Pack Qty.
KHA-3803	KHA-4121	KHA-4439	KHA-4757	KHA-5075	#10	.59	.53	.39	.15	1.22	.95	1.57	1	10
KHA-3806	KHA-4124	KHA-4442	KHA-4760	KHA-5078	#10	.59	.53	.39	.15	1.22	.95	1.57	1	10
KHA-3818	KHA-4136	KHA-4454	KHA-4772	KHA-5090	#10	.79	.53	.39	.15	1.22	.95	1.57	1	10
KHA-3821	KHA-4139	KHA-4457	KHA-4775	KHA-5093	#10	.79	.53	.39	.15	1.22	.95	1.57	1	10
KHA-3842	KHA-4160	KHA-4478	KHA-4796	KHA-5114	#10	.98	.53	.39	.15	1.22	.95	1.57	1	10
KHA-3845	KHA-4163	KHA-4481	KHA-4799	KHA-5117	#10	.98	.53	.39	.15	1.22	.95	1.57	1	10
KHA-3800	KHA-4118	KHA-4436	KHA-4754	KHA-5072	1/4-20	.39	.53	.39	.15	1.22	.95	1.57	1	10
KHA-3809	KHA-4127	KHA-4445	KHA-4763	KHA-5081	1/4-20	.59	.53	.39	.15	1.22	.95	1.57	1	10
KHA-3824	KHA-4142	KHA-4460	KHA-4778	KHA-5096	1/4-20	.79	.53	.39	.15	1.22	.95	1.57	1	10
KHA-3848	KHA-4166	KHA-4484	KHA-4802	KHA-5120	1/4-20	.98	.53	.39	.15	1.22	.95	1.57	1	10
KHA-3869	KHA-4187	KHA-4505	KHA-4823	KHA-5141	1/4-20	1.18	.53	.39	.15	1.22	.95	1.57	1	10
KHA-3893	KHA-4211	KHA-4529	KHA-4847	KHA-5165	1/4-20	1.57	.53	.39	.15	1.22	.95	1.57	1	10
KHA-3917	KHA-4235	KHA-4553	KHA-4871	KHA-5189	1/4-20	1.97	.53	.39	.15	1.22	.95	1.57	1	10
KHA-3812	KHA-4130	KHA-4448	KHA-4766	KHA-5084	1/4-20	.59	.71	.53	.25	1.69	1.14	2.56	1	10
KHA-3827	KHA-4145	KHA-4463	KHA-4781	KHA-5099	1/4-20	.79	.71	.53	.25	1.69	1.14	2.56	1	10
KHA-3851	KHA-4169	KHA-4487	KHA-4805	KHA-5123	1/4-20	.98	.71	.53	.25	1.69	1.14	2.56	1	10
KHA-3872	KHA-4190	KHA-4508	KHA-4826	KHA-5144	1/4-20	1.18	.71	.53	.25	1.69	1.14	2.56	1	10
KHA-3896	KHA-4214	KHA-4532	KHA-4850	KHA-5168	1/4-20	1.57	.71	.53	.25	1.69	1.14	2.56	1	10
KHA-3920	KHA-4238	KHA-4556	KHA-4874	KHA-5192	1/4-20	1.97	.71	.53	.25	1.69	1.14	2.56	1	10
KHA-3941	KHA-4259	KHA-4577	KHA-4895	KHA-5213	1/4-20	2.36	.71	.53	.25	1.69	1.14	2.56	1	10
KHA-3815	KHA-4133	KHA-4451	KHA-4769	KHA-5087	5/16-18	.59	.71	.53	.25	1.69	1.14	2.56	1	10
KHA-3830	KHA-4148	KHA-4466	KHA-4784	KHA-5102	5/16-18	.79	.71	.53	.25	1.69	1.14	2.56	1	10
KHA-3854	KHA-4172	KHA-4490	KHA-4808	KHA-5126	5/16-18	.98	.71	.53	.25	1.69	1.14	2.56	1	10
KHA-3875	KHA-4193	KHA-4511	KHA-4829	KHA-5147	5/16-18	1.18	.71	.53	.25	1.69	1.14	2.56	1	10
KHA-3899	KHA-4217	KHA-4535	KHA-4853	KHA-5171	5/16-18	1.57	.71	.53	.25	1.69	1.14	2.56	1	10
KHA-3923	KHA-4241	KHA-4559	KHA-4877	KHA-5195	5/16-18	1.97	.71	.53	.25	1.69	1.14	2.56	1	10
KHA-3944	KHA-4262	KHA-4580	KHA-4898	KHA-5216	5/16-18	2.36	.71	.53	.25	1.69	1.14	2.56	1	10
KHA-3836	KHA-4154	KHA-4472	KHA-4790	KHA-5108	5/16-18	.79	.84	.62	.39	2.16	1.47	3.15	1	10
KHA-3860	KHA-4178	KHA-4496	KHA-4814	KHA-5132	5/16-18	.98	.84	.62	.39	2.16	1.47	3.15	1	10
KHA-3881	KHA-4199	KHA-4517	KHA-4835	KHA-5153	5/16-18	1.18	.84	.62	.39	2.16	1.47	3.15	1	10
KHA-3905	KHA-4223	KHA-4541	KHA-4859	KHA-5177	5/16-18	1.57	.84	.62	.39	2.16	1.47	3.15	1	10
KHA-3929	KHA-4247	KHA-4565	KHA-4883	KHA-5201	5/16-18	1.97	.84	.62	.39	2.16	1.47	3.15	1	10
KHA-3950	KHA-4268	KHA-4586	KHA-4904	KHA-5222	5/16-18	2.36	.84	.62	.39	2.16	1.47	3.15	1	10
KHA-3833	KHA-4151	KHA-4469	KHA-4787	KHA-5105	5/16-18	.79	.71	.53	.25	1.69	1.14	2.56	1	10
KHA-3857	KHA-4175	KHA-4493	KHA-4811	KHA-5129	5/16-18	.98	.71	.53	.25	1.69	1.14	2.56	1	10
KHA-3878	KHA-4196	KHA-4514	KHA-4832	KHA-5150	5/16-18	1.18	.71	.53	.25	1.69	1.14	2.56	1	10
KHA-3902	KHA-4220	KHA-4538	KHA-4856	KHA-5174	5/16-18	1.57	.71	.53	.25	1.69	1.14	2.56	1	10
KHA-3926	KHA-4244	KHA-4562	KHA-4880	KHA-5198	5/16-18	1.97	.71	.53	.25	1.69	1.14	2.56	1	10
KHA-3947	KHA-4265	KHA-4583	KHA-4901	KHA-5219	5/16-18	2.36	.71	.53	.25	1.69	1.14	2.56	1	10
KHA-3839	KHA-4157	KHA-4475	KHA-4793	KHA-5111	5/16-18	.79	.84	.62	.39	2.16	1.47	3.15	1	10
KHA-3863	KHA-4181	KHA-4499	KHA-4817	KHA-5135	5/16-18	.98	.84	.62	.39	2.16	1.47	3.15	1	10
KHA-3884	KHA-4202	KHA-4520	KHA-4838	KHA-5156	5/16-18	1.18	.84	.62	.39	2.16	1.47	3.15	1	10
KHA-3908	KHA-4226	KHA-4544	KHA-4862	KHA-5180	5/16-18	1.57	.84	.62	.39	2.16	1.47	3.15	1	10
KHA-3932	KHA-4250	KHA-4568	KHA-4886	KHA-5204	5/16-18	1.97	.84	.62	.39	2.16	1.47	3.15	1	10
KHA-3953	KHA-4271	KHA-4589	KHA-4907	KHA-5225	5/16-18	2.36	.84	.62	.39	2.16	1.47	3.15	1	10
KHA-3866	KHA-4184	KHA-4502	KHA-4820	KHA-5138	1/2-13	.98	1	.75	.39	2.52	1.68	3.74	1	10
KHA-3887	KHA-4205	KHA-4523	KHA-4841	KHA-5159	1/2-13	1.18	1	.75	.39	2.52	1.68	3.74	1	10
KHA-3911	KHA-4229	KHA-4547	KHA-4865	KHA-5183	1/2-13	1.57	1	.75	.39	2.52	1.68	3.74	1	10
KHA-3935	KHA-4253	KHA-4571	KHA-4889	KHA-5207	1/2-13	1.97	1	.75	.39	2.52	1.68	3.74	1	10
KHA-3956	KHA-4274	KHA-4592	KHA-4910	KHA-5228	1/2-13	2.36	1	.75	.39	2.52	1.68	3.74	1	10
KHA-3890	KHA-4208	KHA-4526	KHA-4844	KHA-5162	5/8-11	1.18	1.18	.91	.49	2.83	1.93	4.33	1	10
KHA-3914	KHA-4232	KHA-4550	KHA-4868	KHA-5186	5/8-11	1.57	1.18	.91	.49	2.83	1.93	4.33	1	10
KHA-3938	KHA-4256	KHA-4574	KHA-4892	KHA-5210	5/8-11	1.97	1.18	.91	.49	2.83	1.93	4.33	1	10
KHA-3959	KHA-4277	KHA-4595	KHA-4913	KHA-5231	5/8-11	2.36	1.18	.91	.49	2.83	1.93	4.33	1	10



Adjustable handles act as a standard clamping lever, yet can adjust to 16-26 positions depending on the size. Pulling up on the handle disengages it, while the insert or stud remains stationary, allowing you to adjust the handle to the desired position. Releasing the handle reengages it for tightening and loosening. Allows for convenient positioning for maximum leverage, as well as saving space and keeping the handle out of the way. Plastic handles are reinforced with fiberglass for added strength. Insert, stud and other components are made of stainless steel.

Black Plastic and Powder Coated Zinc- Stainless Steel Components
Adjustable Handle
Stainless Steel Stud
Metric



Stud Type

Blue		Green		Orange		Red		Yellow						Pack Qty.	Bulk Pack Qty.				
Item No.	Item No.	Item No.	Item No.	Item No.	Item No.	Item No.	Item No.	Item No.	Item No.	A	C	D	E	F	H	J	L		
KHA-3965	KHA-4283	KHA-4601	KHA-4919	KHA-5237	M5 x 0.8	10	13	10	4	30	24.5	40	1	10					
KHA-3968	KHA-4286	KHA-4604	KHA-4922	KHA-5240	M5 x 0.8	15	13	10	4	30	24.5	40	1	10					
KHA-3980	KHA-4298	KHA-4616	KHA-4934	KHA-5252	M5 x 0.8	20	13	10	4	30	24.5	40	1	10					
KHA-4001	KHA-4319	KHA-4637	KHA-4955	KHA-5273	M5 x 0.8	25	13	10	4	30	24.5	40	1	10					
KHA-3962	KHA-4280	KHA-4598	KHA-4916	KHA-5234	M6 x 1.0	10	13	10	4	30	24.5	40	1	10					
KHA-3971	KHA-4289	KHA-4607	KHA-4925	KHA-5243	M6 x 1.0	15	13	10	4	30	24.5	40	1	10					
KHA-3983	KHA-4301	KHA-4619	KHA-4937	KHA-5255	M6 x 1.0	20	13	10	4	30	24.5	40	1	10					
KHA-4004	KHA-4322	KHA-4640	KHA-4958	KHA-5276	M6 x 1.0	25	13	10	4	30	24.5	40	1	10					
KHA-4025	KHA-4343	KHA-4661	KHA-4979	KHA-5297	M6 x 1.0	30	13	10	4	30	24.5	40	1	10					
KHA-4049	KHA-4367	KHA-4685	KHA-5003	KHA-5321	M6 x 1.0	40	13	10	4	30	24.5	40	1	10					
KHA-4073	KHA-4391	KHA-4709	KHA-5027	KHA-5345	M6 x 1.0	50	13	10	4	30	24.5	40	1	10					
KHA-3974	KHA-4292	KHA-4610	KHA-4928	KHA-5246	M6 x 1.0	15	18	13.5	6.5	41.5	28.5	65	1	10					
KHA-3986	KHA-4304	KHA-4622	KHA-4940	KHA-5258	M6 x 1.0	20	18	13.5	6.5	41.5	28.5	65	1	10					
KHA-4007	KHA-4325	KHA-4643	KHA-4961	KHA-5279	M6 x 1.0	25	18	13.5	6.5	41.5	28.5	65	1	10					
KHA-4028	KHA-4346	KHA-4664	KHA-4982	KHA-5300	M6 x 1.0	30	18	13.5	6.5	41.5	28.5	65	1	10					
KHA-4052	KHA-4370	KHA-4688	KHA-5006	KHA-5324	M6 x 1.0	40	18	13.5	6.5	41.5	28.5	65	1	10					
KHA-4076	KHA-4394	KHA-4712	KHA-5030	KHA-5348	M6 x 1.0	50	18	13.5	6.5	41.5	28.5	65	1	10					
KHA-4097	KHA-4415	KHA-4733	KHA-5051	KHA-5369	M6 x 1.0	60	18	13.5	6.5	41.5	28.5	65	1	10					
KHA-3977	KHA-4295	KHA-4613	KHA-4931	KHA-5249	M8 x 1.25	15	18	13.5	6.5	41.5	28.5	65	1	10					
KHA-3989	KHA-4307	KHA-4625	KHA-4943	KHA-5261	M8 x 1.25	20	18	13.5	6.5	41.5	28.5	65	1	10					
KHA-4010	KHA-4328	KHA-4646	KHA-4964	KHA-5282	M8 x 1.25	25	18	13.5	6.5	41.5	28.5	65	1	10					
KHA-4031	KHA-4349	KHA-4667	KHA-4985	KHA-5303	M8 x 1.25	30	18	13.5	6.5	41.5	28.5	65	1	10					
KHA-4055	KHA-4373	KHA-4691	KHA-5009	KHA-5327	M8 x 1.25	40	18	13.5	6.5	41.5	28.5	65	1	10					
KHA-4079	KHA-4397	KHA-4715	KHA-5033	KHA-5351	M8 x 1.25	50	18	13.5	6.5	41.5	28.5	65	1	10					
KHA-4100	KHA-4418	KHA-4736	KHA-5054	KHA-5372	M8 x 1.25	60	18	13.5	6.5	41.5	28.5	65	1	10					
KHA-3995	KHA-4313	KHA-4631	KHA-4949	KHA-5267	M8 x 1.25	20	21.5	16	10	53.5	37	80	1	10					
KHA-4016	KHA-4334	KHA-4652	KHA-4970	KHA-5288	M8 x 1.25	25	21.5	16	10	53.5	37	80	1	10					
KHA-4037	KHA-4355	KHA-4673	KHA-4991	KHA-5309	M8 x 1.25	30	21.5	16	10	53.5	37	80	1	10					
KHA-4061	KHA-4379	KHA-4697	KHA-5015	KHA-5333	M8 x 1.25	40	21.5	16	10	53.5	37	80	1	10					
KHA-4085	KHA-4403	KHA-4721	KHA-5039	KHA-5357	M8 x 1.25	50	21.5	16	10	53.5	37	80	1	10					
KHA-4106	KHA-4424	KHA-4742	KHA-5060	KHA-5378	M8 x 1.25	60	21.5	16	10	53.5	37	80	1	10					
KHA-3992	KHA-4310	KHA-4628	KHA-4946	KHA-5264	M10 x 1.5	20	18	13.5	6.5	41.5	28.5	65	1	10					
KHA-4013	KHA-4331	KHA-4649	KHA-4967	KHA-5285	M10 x 1.5	25	18	13.5	6.5	41.5	28.5	65	1	10					
KHA-4034	KHA-4352	KHA-4670	KHA-4988	KHA-5306	M10 x 1.5	30	18	13.5	6.5	41.5	28.5	65	1	10					
KHA-4058	KHA-4376	KHA-4694	KHA-5012	KHA-5330	M10 x 1.5	40	18	13.5	6.5	41.5	28.5	65	1	10					
KHA-4082	KHA-4400	KHA-4718	KHA-5036	KHA-5354	M10 x 1.5	50	18	13.5	6.5	41.5	28.5	65	1	10					
KHA-4103	KHA-4421	KHA-4739	KHA-5057	KHA-5375	M10 x 1.5	60	18	13.5	6.5	41.5	28.5	65	1	10					
KHA-3998	KHA-4316	KHA-4634	KHA-4952	KHA-5270	M10 x 1.5	20	21.5	16	10	53.5	37	80	1	10					
KHA-4019	KHA-4337	KHA-4655	KHA-4973	KHA-5291	M10 x 1.5	25	21.5	16	10	53.5	37	80	1	10					
KHA-4040	KHA-4358	KHA-4676	KHA-4994	KHA-5312	M10 x 1.5	30	21.5	16	10	53.5	37	80	1	10					
KHA-4064	KHA-4382	KHA-4700	KHA-5018	KHA-5336	M10 x 1.5	40	21.5	16	10	53.5	37	80	1	10					
KHA-4088	KHA-4406	KHA-4724	KHA-5042	KHA-5360	M10 x 1.5	50	21.5	16	10	53.5	37	80	1	10					
KHA-4109	KHA-4427	KHA-4745	KHA-5063	KHA-5381	M10 x 1.5	60	21.5	16	10	53.5	37	80	1	10					
KHA-4022	KHA-4340	KHA-4658	KHA-4976	KHA-5294	M12 x 1.75	25	25.5	19	10	61	43	95	1	10					
KHA-4043	KHA-4361	KHA-4679	KHA-4997	KHA-5315	M12 x 1.75	30	25.5	19	10	61	43	95	1	10					
KHA-4067	KHA-4385	KHA-4703	KHA-5021	KHA-5339	M12 x 1.75	40	25.5	19	10	61	43	95	1	10					
KHA-4091	KHA-4409	KHA-4727	KHA-5045	KHA-5363	M12 x 1.75	50	25.5	19	10	61	43	95	1	10					
KHA-4112	KHA-4430	KHA-4748	KHA-5066	KHA-5384	M12 x 1.75	60	25.5	19	10	61	43	95	1	10					
KHA-4046	KHA-4364	KHA-4682	KHA-5000	KHA-5318	M16 x 2.00	30	30	23	12	72	49	110	1	10					
KHA-4070	KHA-4388	KHA-4706	KHA-5024	KHA-5342	M16 x 2.00	40	30	23	12	72	49	110	1	10					
KHA-4094	KHA-4412	KHA-4730	KHA-5048	KHA-5366	M16 x 2.00	50	30	23	12	72	49	110	1	10					
KHA-4115	KHA-4433	KHA-4751	KHA-5069	KHA-5387	M16 x 2.00	60	30	23	12	72	49	110	1	10					


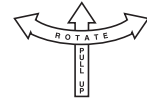


ADJUSTABLE HANDLES

Buy One or Buy Bulk & SAVE

Adjustable handles act as a standard clamping lever, yet can adjust to 16-26 positions depending on the size. Pulling up on the handle disengages it, while the insert or stud remains stationary, allowing you to adjust the handle to the desired position. Releasing the handle reengages it for tightening and loosening. Allows for convenient positioning for maximum leverage, as well as saving space and keeping the handle out of the way. Plastic handles are reinforced with fiberglass for added strength. Insert, stud and other components are made of steel.

Black Plastic and Powder Coated Zinc- Steel Components
Adjustable Handle
Steel Stud
Inch



Blue



Orange



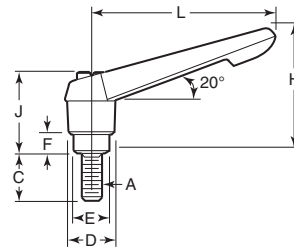
Yellow



Green



Red




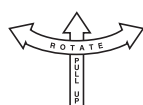
Stud Type

Blue	Green	Orange	Red	Yellow									Pack Qty.	Bulk Pack Qty.
Item No.	Item No.	Item No.	Item No.	Item No.	A	C	D	E	F	H	J	L		
KHA-5400	KHA-6111	KHA-6822	KHA-7533	KHA-8244	#10	.39	.53	.39	.15	1.22	.95	1.57	1	10
KHA-5403	KHA-6114	KHA-6825	KHA-7536	KHA-8247	#10	.39	.53	.39	.15	1.22	.95	1.57	1	10
KHA-5409	KHA-6120	KHA-6831	KHA-7542	KHA-8253	#10	.59	.53	.39	.15	1.22	.95	1.57	1	10
KHA-5412	KHA-6123	KHA-6834	KHA-7545	KHA-8256	#10	.59	.53	.39	.15	1.22	.95	1.57	1	10
KHA-5433	KHA-6144	KHA-6855	KHA-7566	KHA-8277	#10	.79	.53	.39	.15	1.22	.95	1.57	1	10
KHA-5436	KHA-6147	KHA-6858	KHA-7569	KHA-8280	#10	.79	.53	.39	.15	1.22	.95	1.57	1	10
KHA-5463	KHA-6174	KHA-6885	KHA-7596	KHA-8307	#10	.98	.53	.39	.15	1.22	.95	1.57	1	10
KHA-5466	KHA-6177	KHA-6888	KHA-7599	KHA-8310	#10	.98	.53	.39	.15	1.22	.95	1.57	1	10
KHA-5499	KHA-6210	KHA-6921	KHA-7632	KHA-8343	#10	1.18	.53	.39	.15	1.22	.95	1.57	1	10
KHA-5502	KHA-6213	KHA-6924	KHA-7635	KHA-8346	#10	1.18	.53	.39	.15	1.22	.95	1.57	1	10
KHA-5535	KHA-6246	KHA-6957	KHA-7668	KHA-8379	#10	1.38	.53	.39	.15	1.22	.95	1.57	1	10
KHA-5538	KHA-6249	KHA-6960	KHA-7671	KHA-8382	#10	1.38	.53	.39	.15	1.22	.95	1.57	1	10
KHA-5571	KHA-6282	KHA-6993	KHA-7704	KHA-8415	#10	1.57	.53	.39	.15	1.22	.95	1.57	1	10
KHA-5574	KHA-6285	KHA-6996	KHA-7707	KHA-8418	#10	1.57	.53	.39	.15	1.22	.95	1.57	1	10
KHA-5607	KHA-6318	KHA-7029	KHA-7740	KHA-8451	#10	1.77	.53	.39	.15	1.22	.95	1.57	1	10
KHA-5610	KHA-6321	KHA-7032	KHA-7743	KHA-8454	#10	1.77	.53	.39	.15	1.22	.95	1.57	1	10
KHA-5643	KHA-6354	KHA-7065	KHA-7776	KHA-8487	#10	1.97	.53	.39	.15	1.22	.95	1.57	1	10
KHA-5646	KHA-6357	KHA-7068	KHA-7779	KHA-8490	#10	1.97	.53	.39	.15	1.22	.95	1.57	1	10
KHA-5406	KHA-6117	KHA-6828	KHA-7539	KHA-8250	1/4-20	.39	.53	.39	.15	1.22	.95	1.57	1	10
KHA-5415	KHA-6126	KHA-6837	KHA-7548	KHA-8259	1/4-20	.59	.53	.39	.15	1.22	.95	1.57	1	10
KHA-5439	KHA-6150	KHA-6861	KHA-7572	KHA-8283	1/4-20	.79	.53	.39	.15	1.22	.95	1.57	1	10
KHA-5469	KHA-6180	KHA-6891	KHA-7602	KHA-8313	1/4-20	.98	.53	.39	.15	1.22	.95	1.57	1	10
KHA-5505	KHA-6216	KHA-6927	KHA-7638	KHA-8349	1/4-20	1.18	.53	.39	.15	1.22	.95	1.57	1	10
KHA-5541	KHA-6252	KHA-6963	KHA-7674	KHA-8385	1/4-20	1.38	.53	.39	.15	1.22	.95	1.57	1	10
KHA-5577	KHA-6288	KHA-6999	KHA-7710	KHA-8421	1/4-20	1.57	.53	.39	.15	1.22	.95	1.57	1	10
KHA-5613	KHA-6324	KHA-7035	KHA-7746	KHA-8457	1/4-20	1.77	.53	.39	.15	1.22	.95	1.57	1	10
KHA-5649	KHA-6360	KHA-7071	KHA-7782	KHA-8493	1/4-20	1.97	.53	.39	.15	1.22	.95	1.57	1	10
KHA-5418	KHA-6129	KHA-6840	KHA-7551	KHA-8262	1/4-20	.59	.71	.53	.25	1.69	1.14	2.56	1	10
KHA-5442	KHA-6153	KHA-6864	KHA-7575	KHA-8286	1/4-20	.79	.71	.53	.25	1.69	1.14	2.56	1	10
KHA-5472	KHA-6183	KHA-6894	KHA-7605	KHA-8316	1/4-20	.98	.71	.53	.25	1.69	1.14	2.56	1	10
KHA-5508	KHA-6219	KHA-6930	KHA-7641	KHA-8352	1/4-20	1.18	.71	.53	.25	1.69	1.14	2.56	1	10
KHA-5544	KHA-6255	KHA-6966	KHA-7677	KHA-8388	1/4-20	1.38	.71	.53	.25	1.69	1.14	2.56	1	10
KHA-5580	KHA-6291	KHA-7002	KHA-7713	KHA-8424	1/4-20	1.57	.71	.53	.25	1.69	1.14	2.56	1	10
KHA-5616	KHA-6327	KHA-7038	KHA-7749	KHA-8460	1/4-20	1.77	.71	.53	.25	1.69	1.14	2.56	1	10
KHA-5652	KHA-6363	KHA-7074	KHA-7785	KHA-8496	1/4-20	1.97	.71	.53	.25	1.69	1.14	2.56	1	10
KHA-5679	KHA-6390	KHA-7101	KHA-7812	KHA-8523	1/4-20	2.17	.71	.53	.25	1.69	1.14	2.56	1	10
KHA-5706	KHA-6417	KHA-7128	KHA-7839	KHA-8550	1/4-20	2.36	.71	.53	.25	1.69	1.14	2.56	1	10
KHA-5421	KHA-6132	KHA-6843	KHA-7554	KHA-8265	5/16-18	.59	.71	.53	.25	1.69	1.14	2.56	1	10
KHA-5445	KHA-6156	KHA-6867	KHA-7578	KHA-8289	5/16-18	.79	.71	.53	.25	1.69	1.14	2.56	1	10
KHA-5475	KHA-6186	KHA-6897	KHA-7608	KHA-8319	5/16-18	.98	.71	.53	.25	1.69	1.14	2.56	1	10
KHA-5511	KHA-6222	KHA-6933	KHA-7644	KHA-8355	5/16-18	1.18	.71	.53	.25	1.69	1.14	2.56	1	10
KHA-5547	KHA-6258	KHA-6969	KHA-7680	KHA-8391	5/16-18	1.38	.71	.53	.25	1.69	1.14	2.56	1	10
KHA-5583	KHA-6294	KHA-7005	KHA-7716	KHA-8427	5/16-18	1.57	.71	.53	.25	1.69	1.14	2.56	1	10
KHA-5619	KHA-6330	KHA-7041	KHA-7752	KHA-8463	5/16-18	1.77	.71	.53	.25	1.69	1.14	2.56	1	10
KHA-5655	KHA-6366	KHA-7077	KHA-7788	KHA-8499	5/16-18	1.97	.71	.53	.25	1.69	1.14	2.56	1	10
KHA-5682	KHA-6393	KHA-7104	KHA-7815	KHA-8526	5/16-18	2.17	.71	.53	.25	1.69	1.14	2.56	1	10
KHA-5709	KHA-6420	KHA-7131	KHA-7842	KHA-8553	5/16-18	2.36	.71	.53	.25	1.69	1.14	2.56	1	10
KHA-5427	KHA-6138	KHA-6849	KHA-7560	KHA-8271	5/16-18	.59	.84	.62	.39	2.16	1.47	3.15	1	10
KHA-5451	KHA-6162	KHA-6873	KHA-7584	KHA-8295	5/16-18	.79	.84	.62	.39	2.16	1.47	3.15	1	10
KHA-5481	KHA-6192	KHA-6903	KHA-7614	KHA-8325	5/16-18	.98	.84	.62	.39	2.16	1.47	3.15	1	10
KHA-5517	KHA-6228	KHA-6939	KHA-7650	KHA-8361	5/16-18	1.18	.84	.62	.39	2.16	1.47	3.15	1	10
KHA-5553	KHA-6264	KHA-6975	KHA-7686	KHA-8397	5/16-18	1.38	.84	.62	.39	2.16	1.47	3.15	1	10
KHA-5589	—	KHA-7011	KHA-7722	KHA-8433	5/16-18	1.57	.84	.62	.39	2.16	1.47	3.15	1	10
KHA-5625	KHA-6336	KHA-7047	KHA-7758	KHA-8469	5/16-18	1.77	.84	.62	.39	2.16	1.47	3.15	1	10
KHA-5661	KHA-6372	KHA-7083	KHA-7794	KHA-8505	5/16-18	1.97	.84	.62	.39	2.16	1.47	3.15	1	10
KHA-5688	KHA-6399	KHA-7110	KHA-7821	KHA-8532	5/16-18	2.17	.84	.62	.39	2.16	1.47	3.15	1	10
KHA-5715	KHA-6426	KHA-7137	KHA-7848	KHA-8559	5/16-18	2.36	.84	.62	.39	2.16	1.47	3.15	1	10
KHA-5424	KHA-6135	KHA-6846	KHA-7557	KHA-8268	3/8-16	.59	.71	.53	.25	1.69	1.14	2.56	1	10
KHA-5448	KHA-6159	KHA-6870	KHA-7581	KHA-8292	3/8-16	.79	.71	.53	.25	1.69	1.14	2.56	1	10
KHA-5478	KHA-6189	KHA-6900	KHA-7611	KHA-8322	3/8-16	.98	.71	.53	.25	1.69	1.14	2.56	1	10
KHA-5514	KHA-6225	KHA-6936	KHA-7647	KHA-8358	3/8-16	1.18	.71	.53	.25	1.69	1.14	2.56	1	10



Adjustable handles act as a standard clamping lever, yet can adjust to 16-26 positions depending on the size. Pulling up on the handle disengages it, while the insert or stud remains stationary, allowing you to adjust the handle to the desired position. Releasing the handle reengages it for tightening and loosening. Allows for convenient positioning for maximum leverage, as well as saving space and keeping the handle out of the way. Plastic handles are reinforced with fiberglass for added strength. Insert, stud and other components are made of steel.

Black Plastic and Powder Coated Zinc- Steel Components
Adjustable Handle
Steel Stud
Inch



Blue



Orange



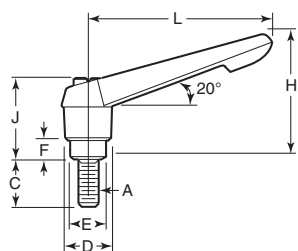
Yellow



Green



Red



Stud Type

Blue	Green	Orange	Red	Yellow	A	C	D	E	F	H	J	L	Pack Qty.	Bulk Pack Qty.
KHA-5550	KHA-6261	KHA-6972	KHA-7683	KHA-8394	3/16	1.38	.71	.53	.25	1.69	1.14	2.56	1	10
KHA-5586	KHA-6297	KHA-7008	KHA-7719	KHA-8430	3/16	1.57	.71	.53	.25	1.69	1.14	2.56	1	10
KHA-5622	KHA-6333	KHA-7044	KHA-7755	KHA-8466	3/16	1.77	.71	.53	.25	1.69	1.14	2.56	1	10
KHA-5658	KHA-6369	KHA-7080	KHA-7791	KHA-8502	3/16	1.97	.71	.53	.25	1.69	1.14	2.56	1	10
KHA-5685	KHA-6396	KHA-7107	KHA-7818	KHA-8529	3/16	2.17	.71	.53	.25	1.69	1.14	2.56	1	10
KHA-5712	KHA-6423	KHA-7134	KHA-7845	KHA-8556	3/16	2.36	.71	.53	.25	1.69	1.14	2.56	1	10
KHA-5430	KHA-6141	KHA-6852	KHA-7563	KHA-8274	3/16	.59	.84	.62	.39	2.16	1.47	3.15	1	10
KHA-5454	KHA-6165	KHA-6876	KHA-7587	KHA-8298	3/16	.79	.84	.62	.39	2.16	1.47	3.15	1	10
KHA-5484	KHA-6195	KHA-6906	KHA-7617	KHA-8328	3/16	.98	.84	.62	.39	2.16	1.47	3.15	1	10
KHA-5520	KHA-6231	KHA-6942	KHA-7653	KHA-8364	3/16	1.18	.84	.62	.39	2.16	1.47	3.15	1	10
KHA-5556	KHA-6267	KHA-6978	KHA-7689	KHA-8400	3/16	1.38	.84	.62	.39	2.16	1.47	3.15	1	10
KHA-5592	KHA-6303	KHA-7014	KHA-7725	KHA-8436	3/16	1.57	.84	.62	.39	2.16	1.47	3.15	1	10
KHA-5628	KHA-6339	KHA-7050	KHA-7761	KHA-8472	3/16	1.77	.84	.62	.39	2.16	1.47	3.15	1	10
KHA-5664	KHA-6375	KHA-7086	KHA-7797	KHA-8508	3/16	1.97	.84	.62	.39	2.16	1.47	3.15	1	10
KHA-5691	KHA-6402	KHA-7113	KHA-7824	KHA-8535	3/16	2.17	.84	.62	.39	2.16	1.47	3.15	1	10
KHA-5718	KHA-6429	KHA-7140	KHA-7851	KHA-8562	3/16	2.36	.84	.62	.39	2.16	1.47	3.15	1	10
KHA-5457	KHA-6168	KHA-6879	KHA-7590	KHA-8301	3/16	.79	1	.75	.39	2.52	1.68	3.74	1	10
KHA-5487	KHA-6198	KHA-6909	KHA-7620	KHA-8331	3/16	.98	1	.75	.39	2.52	1.68	3.74	1	10
KHA-5523	KHA-6234	KHA-6945	KHA-7656	KHA-8367	3/16	1.18	1	.75	.39	2.52	1.68	3.74	1	10
KHA-5559	KHA-6270	KHA-6981	KHA-7692	KHA-8403	3/16	1.38	1	.75	.39	2.52	1.68	3.74	1	10
KHA-5595	KHA-6306	KHA-7017	KHA-7728	KHA-8439	3/16	1.57	1	.75	.39	2.52	1.68	3.74	1	10
KHA-5631	KHA-6342	KHA-7053	KHA-7764	KHA-8475	3/16	1.77	1	.75	.39	2.52	1.68	3.74	1	10
KHA-5667	KHA-6378	KHA-7089	KHA-7800	KHA-8511	3/16	1.97	1	.75	.39	2.52	1.68	3.74	1	10
KHA-5694	KHA-6405	KHA-7116	KHA-7827	KHA-8538	3/16	2.17	1	.75	.39	2.52	1.68	3.74	1	10
KHA-5721	KHA-6432	KHA-7143	KHA-7854	KHA-8565	3/16	2.36	1	.75	.39	2.52	1.68	3.74	1	10
KHA-5733	KHA-6444	KHA-7155	KHA-7866	KHA-8577	3/16	2.76	1	.75	.39	2.52	1.68	3.74	1	10
KHA-5745	KHA-6456	KHA-7167	KHA-7878	KHA-8589	3/16	3.15	1	.75	.39	2.52	1.68	3.74	1	10
KHA-5757	KHA-6468	KHA-7179	KHA-7890	KHA-8601	3/16	3.54	1	.75	.39	2.52	1.68	3.74	1	10
KHA-5460	KHA-6171	KHA-6882	KHA-7593	KHA-8304	1/2-13	.79	1	.75	.39	2.52	1.68	3.74	1	10
KHA-5490	KHA-6201	KHA-6912	KHA-7623	KHA-8334	1/2-13	.98	1	.75	.39	2.52	1.68	3.74	1	10
KHA-5526	KHA-6237	KHA-6948	KHA-7659	KHA-8370	1/2-13	1.18	1	.75	.39	2.52	1.68	3.74	1	10
KHA-5562	KHA-6273	KHA-6984	KHA-7695	KHA-8406	1/2-13	1.38	1	.75	.39	2.52	1.68	3.74	1	10
KHA-5598	KHA-6309	KHA-7020	KHA-7731	KHA-8442	1/2-13	1.57	1	.75	.39	2.52	1.68	3.74	1	10
KHA-5634	KHA-6345	KHA-7056	KHA-7767	KHA-8478	1/2-13	1.77	1	.75	.39	2.52	1.68	3.74	1	10
KHA-5670	KHA-6381	KHA-7092	KHA-7803	KHA-8514	1/2-13	1.97	1	.75	.39	2.52	1.68	3.74	1	10
KHA-5697	KHA-6408	KHA-7119	KHA-7830	KHA-8541	1/2-13	2.17	1	.75	.39	2.52	1.68	3.74	1	10
KHA-5724	KHA-6435	KHA-7146	KHA-7857	KHA-8568	1/2-13	2.36	1	.75	.39	2.52	1.68	3.74	1	10
KHA-5736	KHA-6447	KHA-7158	KHA-7869	KHA-8580	1/2-13	2.76	1	.75	.39	2.52	1.68	3.74	1	10
KHA-5748	KHA-6459	KHA-7170	KHA-7881	KHA-8592	1/2-13	3.15	1	.75	.39	2.52	1.68	3.74	1	10
KHA-5760	KHA-6471	KHA-7182	KHA-7893	KHA-8604	1/2-13	3.54	1	.75	.39	2.52	1.68	3.74	1	10
KHA-5493	KHA-6204	KHA-6915	KHA-7626	KHA-8337	1/2-13	.98	1.18	.91	.49	2.83	1.93	4.33	1	10
KHA-5529	KHA-6240	KHA-6951	KHA-7662	KHA-8373	1/2-13	1.18	1.18	.91	.49	2.83	1.93	4.33	1	10
KHA-5565	KHA-6276	KHA-6987	KHA-7698	KHA-8409	1/2-13	1.38	1.18	.91	.49	2.83	1.93	4.33	1	10
KHA-5601	KHA-6312	KHA-7023	KHA-7734	KHA-8445	1/2-13	1.57	1.18	.91	.49	2.83	1.93	4.33	1	10
KHA-5637	KHA-6348	KHA-7059	KHA-7770	KHA-8481	1/2-13	1.77	1.18	.91	.49	2.83	1.93	4.33	1	10
KHA-5673	KHA-6384	KHA-7095	KHA-7806	KHA-8517	1/2-13	1.97	1.18	.91	.49	2.83	1.93	4.33	1	10
KHA-5700	KHA-6411	KHA-7122	KHA-7833	KHA-8544	1/2-13	2.17	1.18	.91	.49	2.83	1.93	4.33	1	10
KHA-5727	KHA-6438	KHA-7149	KHA-7860	KHA-8571	1/2-13	2.36	1.18	.91	.49	2.83	1.93	4.33	1	10
KHA-5739	KHA-6450	KHA-7161	KHA-7872	KHA-8583	1/2-13	2.76	1.18	.91	.49	2.83	1.93	4.33	1	10
KHA-5751	KHA-6462	KHA-7173	KHA-7884	KHA-8595	1/2-13	3.15	1.18	.91	.49	2.83	1.93	4.33	1	10
KHA-5766	KHA-6474	KHA-7185	KHA-7896	KHA-8607	1/2-13	3.54	1.18	.91	.49	2.83	1.93	4.33	1	10
KHA-5496	KHA-6207	KHA-6918	KHA-7629	KHA-8340	3/8-11	.98	1.18	.91	.49	2.83	1.93	4.33	1	10
KHA-5532	KHA-6243	KHA-6954	KHA-7665	KHA-8376	3/8-11	1.18	1.18	.91	.49	2.83	1.93	4.33	1	10
KHA-5568	KHA-6279	KHA-6990	KHA-7701	KHA-8412	3/8-11	1.38	1.18	.91	.49	2.83	1.93	4.33	1	10
KHA-5604	KHA-6315	KHA-7026	KHA-7737	KHA-8448	3/8-11	1.57	1.18	.91	.49	2.83	1.93	4.33	1	10
KHA-5640	KHA-6351	KHA-7062	KHA-7773	KHA-8484	3/8-11	1.77	1.18	.91	.49	2.83	1.93	4.33	1	10
KHA-5676	KHA-6387	KHA-7098	KHA-7809	KHA-8520	3/8-11	1.97	1.18	.91	.49	2.83	1.93	4.33	1	10
KHA-5703	KHA-6414	KHA-7125	KHA-7836	KHA-8547	3/8-11	2.17	1.18	.91	.49	2.83	1.93	4.33	1	10
KHA-5730	KHA-6441	KHA-7152	KHA-7863	KHA-8574	3/8-11	2.36	1.18	.91	.49	2.83	1.93	4.33	1	10
KHA-5742	KHA-6453	KHA-7164	KHA-7875	KHA-8586	3/8-11	2.76	1.18	.91	.49	2.83	1.93	4.33	1	10
KHA-5754	KHA-6465	KHA-7176	KHA-7887	KHA-8598	3/8-11	3.15	1.18	.91	.49	2.83	1.93	4.33	1	10
KHA-5763	KHA-6477	KHA-7188	KHA-7899	KHA-8610	3/8-11	3.54	1.18	.91	.49	2.83	1.93	4.33	1	10




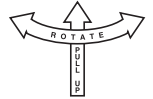
Adjustable handles act as a standard clamping lever, yet can adjust to 16-26 positions depending on the size. Pulling up on the handle disengages it, while the insert or stud remains stationary, allowing you to adjust the handle to the desired position. Releasing the handle reengages it for tightening and loosening. Allows for convenient positioning for maximum leverage, as well as saving space and keeping the handle out of the way. Plastic handles are reinforced with fiberglass for added strength. Insert, stud and other components are made of steel.

Black Plastic and Powder Coated Zinc- Steel Components

Adjustable Handle

Steel Stud

Metric



Blue



Orange



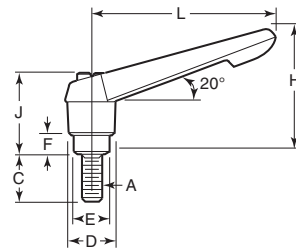
Yellow



Green



Red



Stud Type

Blue	Green	Orange	Red	Yellow	A	C	D	E	F	H	J	L	Pack Qty.	Bulk Pack Qty.
KHA-5769	KHA-6480	KHA-7191	KHA-7902	KHA-8613	M5 x 0.8	10	13	10	4	30	24.5	40	1	10
KHA-5775	KHA-6486	KHA-7197	KHA-7908	KHA-8619	M5 x 0.8	15	13	10	4	30	24.5	40	1	10
KHA-5796	KHA-6507	KHA-7218	KHA-7929	KHA-8640	M5 x 0.8	20	13	10	4	30	24.5	40	1	10
KHA-5823	KHA-6534	KHA-7245	KHA-7956	KHA-8667	M5 x 0.8	25	13	10	4	30	24.5	40	1	10
KHA-5856	KHA-6567	KHA-7278	KHA-7989	KHA-8700	M5 x 0.8	30	13	10	4	30	24.5	40	1	10
KHA-5889	KHA-6600	KHA-7311	KHA-8022	KHA-8733	M5 x 0.8	35	13	10	4	30	24.5	40	1	10
KHA-5922	KHA-6633	KHA-7344	KHA-8055	KHA-8766	M5 x 0.8	40	13	10	4	30	24.5	40	1	10
KHA-5955	KHA-6666	KHA-7377	KHA-8088	KHA-8799	M5 x 0.8	45	13	10	4	30	24.5	40	1	10
KHA-5988	KHA-6699	KHA-7410	KHA-8121	KHA-8832	M5 x 0.8	50	13	10	4	30	24.5	40	1	10
KHA-5772	KHA-6483	KHA-7194	KHA-7905	KHA-8616	M6 x 1.0	10	13	10	4	30	24.5	40	1	10
KHA-5778	KHA-6489	KHA-7200	KHA-7911	KHA-8622	M6 x 1.0	15	13	10	4	30	24.5	40	1	10
KHA-5799	KHA-6510	KHA-7221	KHA-7932	KHA-8643	M6 x 1.0	20	13	10	4	30	24.5	40	1	10
KHA-5826	KHA-6537	KHA-7248	KHA-7959	KHA-8670	M6 x 1.0	25	13	10	4	30	24.5	40	1	10
KHA-5859	KHA-6570	KHA-7281	KHA-7992	KHA-8703	M6 x 1.0	30	13	10	4	30	24.5	40	1	10
KHA-5892	KHA-6603	KHA-7314	KHA-8025	KHA-8736	M6 x 1.0	35	13	10	4	30	24.5	40	1	10
KHA-5925	KHA-6636	KHA-7347	KHA-8058	KHA-8769	M6 x 1.0	40	13	10	4	30	24.5	40	1	10
KHA-5958	KHA-6669	KHA-7380	KHA-8091	KHA-8802	M6 x 1.0	45	13	10	4	30	24.5	40	1	10
KHA-5991	KHA-6702	KHA-7413	KHA-8124	KHA-8835	M6 x 1.0	50	13	10	4	30	24.5	40	1	10
KHA-5781	KHA-6492	KHA-7203	KHA-7914	KHA-8625	M6 x 1.0	15	18	13.5	6.5	41.5	28.5	65	1	10
KHA-5802	KHA-6513	KHA-7224	KHA-7935	KHA-8646	M6 x 1.0	20	18	13.5	6.5	41.5	28.5	65	1	10
KHA-5829	KHA-6540	KHA-7251	KHA-7962	KHA-8673	M6 x 1.0	25	18	13.5	6.5	41.5	28.5	65	1	10
KHA-5862	KHA-6573	KHA-7284	KHA-7995	KHA-8706	M6 x 1.0	30	18	13.5	6.5	41.5	28.5	65	1	10
KHA-5895	KHA-6606	KHA-7317	KHA-8028	KHA-8739	M6 x 1.0	35	18	13.5	6.5	41.5	28.5	65	1	10
KHA-5928	KHA-6639	KHA-7350	KHA-8061	KHA-8772	M6 x 1.0	40	18	13.5	6.5	41.5	28.5	65	1	10
KHA-5961	KHA-6672	KHA-7383	KHA-8094	KHA-8805	M6 x 1.0	45	18	13.5	6.5	41.5	28.5	65	1	10
KHA-5994	KHA-6705	KHA-7416	KHA-8127	KHA-8838	M6 x 1.0	50	18	13.5	6.5	41.5	28.5	65	1	10
KHA-6021	KHA-6732	KHA-7443	KHA-8154	KHA-8865	M6 x 1.0	55	18	13.5	6.5	41.5	28.5	65	1	10
KHA-6048	KHA-6759	KHA-7470	KHA-8181	KHA-8892	M6 x 1.0	60	18	13.5	6.5	41.5	28.5	65	1	10
KHA-5784	KHA-6495	KHA-7206	KHA-7917	KHA-8628	M8 x 1.25	15	18	13.5	6.5	41.5	28.5	65	1	10
KHA-5805	KHA-6516	KHA-7227	KHA-7938	KHA-8649	M8 x 1.25	20	18	13.5	6.5	41.5	28.5	65	1	10
KHA-5832	KHA-6543	KHA-7254	KHA-7965	KHA-8676	M8 x 1.25	25	18	13.5	6.5	41.5	28.5	65	1	10
KHA-5865	KHA-6576	KHA-7287	KHA-7998	KHA-8709	M8 x 1.25	30	18	13.5	6.5	41.5	28.5	65	1	10
KHA-5898	KHA-6609	KHA-7320	KHA-8031	KHA-8742	M8 x 1.25	35	18	13.5	6.5	41.5	28.5	65	1	10
KHA-5931	KHA-6642	KHA-7353	KHA-8064	KHA-8775	M8 x 1.25	40	18	13.5	6.5	41.5	28.5	65	1	10
KHA-5964	KHA-6675	KHA-7386	KHA-8097	KHA-8808	M8 x 1.25	45	18	13.5	6.5	41.5	28.5	65	1	10
KHA-5997	KHA-6708	KHA-7419	KHA-8130	KHA-8841	M8 x 1.25	50	18	13.5	6.5	41.5	28.5	65	1	10
KHA-6024	KHA-6735	KHA-7446	KHA-8157	KHA-8868	M8 x 1.25	55	18	13.5	6.5	41.5	28.5	65	1	10
KHA-6051	KHA-6762	KHA-7473	KHA-8184	KHA-8895	M8 x 1.25	60	18	13.5	6.5	41.5	28.5	65	1	10
KHA-5790	KHA-6501	KHA-7212	KHA-7923	KHA-8634	M8 x 1.25	15	21.5	16	10	53.5	37	80	1	10
KHA-5811	KHA-6522	KHA-7233	KHA-7944	KHA-8655	M8 x 1.25	20	21.5	16	10	53.5	37	80	1	10
KHA-5838	KHA-6549	KHA-7260	KHA-7971	KHA-8682	M8 x 1.25	25	21.5	16	10	53.5	37	80	1	10
KHA-5871	KHA-6582	KHA-7293	KHA-8004	KHA-8715	M8 x 1.25	30	21.5	16	10	53.5	37	80	1	10
KHA-5904	KHA-6615	KHA-7326	KHA-8037	KHA-8748	M8 x 1.25	35	21.5	16	10	53.5	37	80	1	10
KHA-5937	KHA-6648	KHA-7359	KHA-8070	KHA-8781	M8 x 1.25	40	21.5	16	10	53.5	37	80	1	10
KHA-5970	KHA-6681	KHA-7392	KHA-8103	KHA-8814	M8 x 1.25	45	21.5	16	10	53.5	37	80	1	10
KHA-6003	KHA-6714	KHA-7425	KHA-8136	KHA-8847	M8 x 1.25	50	21.5	16	10	53.5	37	80	1	10
KHA-6030	KHA-6741	KHA-7452	KHA-8163	KHA-8874	M8 x 1.25	55	21.5	16	10	53.5	37	80	1	10
KHA-6057	KHA-6768	KHA-7479	KHA-8190	KHA-8901	M8 x 1.25	60	21.5	16	10	53.5	37	80	1	10
KHA-5787	KHA-6498	KHA-7209	KHA-7920	KHA-8631	M10 x 1.5	15	18	13.5	6.5	41.5	28.5	65	1	10
KHA-5808	KHA-6519	KHA-7230	KHA-7941	KHA-8652	M10 x 1.5	20	18	13.5	6.5	41.5	28.5	65	1	10
KHA-5835	KHA-6546	KHA-7257	KHA-7968	KHA-8679	M10 x 1.5	25	18	13.5	6.5	41.5	28.5	65	1	10
KHA-5868	KHA-6579	KHA-7290	KHA-8001	KHA-8712	M10 x 1.5	30	18	13.5	6.5	41.5	28.5	65	1	10
KHA-5901	KHA-6612	KHA-7323	KHA-8034	KHA-8745	M10 x 1.5	35	18	13.5	6.5	41.5	28.5	65	1	10
KHA-5934	KHA-6645	KHA-7356	KHA-8067	KHA-8778	M10 x 1.5	40	18	13.5	6.5	41.5	28.5	65	1	10
KHA-5967	KHA-6678	KHA-7389	KHA-8100	KHA-8811	M10 x 1.5	45	18	13.5	6.5	41.5	28.5	65	1	10
KHA-6000	KHA-6711	KHA-7422	KHA-8133	KHA-8844	M10 x 1.5	50	18	13.5	6.5	41.5	28.5	65	1	10
KHA-6027	KHA-6738	KHA-7449	KHA-8160	KHA-8871	M10 x 1.5	55	18	13.5	6.5	41.5	28.5	65	1	10



Adjustable handles act as a standard clamping lever, yet can adjust to 16-26 positions depending on the size. Pulling up on the handle disengages it, while the insert or stud remains stationary, allowing you to adjust the handle to the desired position. Releasing the handle reengages it for tightening and loosening. Allows for convenient positioning for maximum leverage, as well as saving space and keeping the handle out of the way. Plastic handles are reinforced with fiberglass for added strength. Insert, stud and other components are made of steel.

Black Plastic and Powder Coated Zinc- Steel Components

**Adjustable Handle
 Steel Stud
 Metric**



Blue



Orange



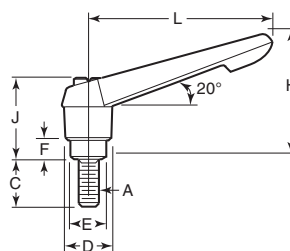
Yellow



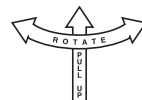
Green



Red



Stud Type



Blue		Green		Orange		Red		Yellow		Pack Qty.	Bulk Pack Qty.			
Item No.	Item No.	Item No.	Item No.	Item No.	Item No.	Item No.	Item No.	Item No.	Item No.					
KHA-6054	KHA-6765	KHA-7476	KHA-8187	KHA-8898	M10 x 1.5	60	18	13.5	6.5	41.5	28.5	65	1	10
KHA-5793	KHA-6504	KHA-7215	KHA-7926	KHA-8637	M10 x 1.5	15	21.5	16	10	53.5	37	80	1	10
KHA-5814	KHA-6525	KHA-7236	KHA-7947	KHA-8658	M10 x 1.5	20	21.5	16	10	53.5	37	80	1	10
KHA-5841	KHA-6552	KHA-7263	KHA-7974	KHA-8685	M10 x 1.5	25	21.5	16	10	53.5	37	80	1	10
KHA-5874	KHA-6585	KHA-7296	KHA-8007	KHA-8718	M10 x 1.5	30	21.5	16	10	53.5	37	80	1	10
KHA-5907	KHA-6618	KHA-7329	KHA-8040	KHA-8751	M10 x 1.5	35	21.5	16	10	53.5	37	80	1	10
KHA-5940	KHA-6651	KHA-7362	KHA-8073	KHA-8784	M10 x 1.5	40	21.5	16	10	53.5	37	80	1	10
KHA-5973	KHA-6684	KHA-7395	KHA-8106	KHA-8817	M10 x 1.5	45	21.5	16	10	53.5	37	80	1	10
KHA-6006	KHA-6717	KHA-7428	KHA-8139	KHA-8850	M10 x 1.5	50	21.5	16	10	53.5	37	80	1	10
KHA-6033	KHA-6744	KHA-7455	KHA-8166	KHA-8877	M10 x 1.5	55	21.5	16	10	53.5	37	80	1	10
KHA-6060	KHA-6771	KHA-7482	KHA-8193	KHA-8904	M10 x 1.5	60	21.5	16	10	53.5	37	80	1	10
KHA-5817	KHA-6528	KHA-7239	KHA-7950	KHA-8661	M10 x 1.5	20	25.5	19	10	61	43	95	1	10
KHA-5844	KHA-6555	KHA-7266	KHA-7977	KHA-8688	M10 x 1.5	25	25.5	19	10	61	43	95	1	10
KHA-5877	KHA-6588	KHA-7299	KHA-8010	KHA-8721	M10 x 1.5	30	25.5	19	10	61	43	95	1	10
KHA-5910	KHA-6621	KHA-7332	KHA-8043	KHA-8754	M10 x 1.5	35	25.5	19	10	61	43	95	1	10
KHA-5943	KHA-6654	KHA-7365	KHA-8076	KHA-8787	M10 x 1.5	40	25.5	19	10	61	43	95	1	10
KHA-5976	KHA-6687	KHA-7398	KHA-8109	KHA-8820	M10 x 1.5	45	25.5	19	10	61	43	95	1	10
KHA-6009	KHA-6720	KHA-7431	KHA-8142	KHA-8853	M10 x 1.5	50	25.5	19	10	61	43	95	1	10
KHA-6036	KHA-6747	KHA-7458	KHA-8169	KHA-8880	M10 x 1.5	55	25.5	19	10	61	43	95	1	10
KHA-6063	KHA-6774	KHA-7485	KHA-8196	KHA-8907	M10 x 1.5	60	25.5	19	10	61	43	95	1	10
KHA-6075	KHA-6786	KHA-7497	KHA-8208	KHA-8919	M10 x 1.5	70	25.5	19	10	61	43	95	1	10
KHA-6087	KHA-6798	KHA-7509	KHA-8220	KHA-8931	M10 x 1.5	80	25.5	19	10	61	43	95	1	10
KHA-6099	KHA-6810	KHA-7521	KHA-8232	KHA-8943	M10 x 1.5	90	25.5	19	10	61	43	95	1	10
KHA-5820	KHA-6531	KHA-7242	KHA-7953	KHA-8664	M12 x 1.75	20	25.5	19	10	61	43	95	1	10
KHA-5847	KHA-6558	KHA-7269	KHA-7980	KHA-8691	M12 x 1.75	25	25.5	19	10	61	43	95	1	10
KHA-5880	KHA-6591	KHA-7302	KHA-8013	KHA-8724	M12 x 1.75	30	25.5	19	10	61	43	95	1	10
KHA-5913	KHA-6624	KHA-7335	KHA-8046	KHA-8757	M12 x 1.75	35	25.5	19	10	61	43	95	1	10
KHA-5946	KHA-6657	KHA-7368	KHA-8079	KHA-8790	M12 x 1.75	40	25.5	19	10	61	43	95	1	10
KHA-5979	KHA-6690	KHA-7401	KHA-8112	KHA-8823	M12 x 1.75	45	25.5	19	10	61	43	95	1	10
KHA-6012	KHA-6723	KHA-7434	KHA-8145	KHA-8856	M12 x 1.75	50	25.5	19	10	61	43	95	1	10
KHA-6039	KHA-6750	KHA-7461	KHA-8172	KHA-8883	M12 x 1.75	55	25.5	19	10	61	43	95	1	10
KHA-6066	KHA-6777	KHA-7488	KHA-8199	KHA-8910	M12 x 1.75	60	25.5	19	10	61	43	95	1	10
KHA-6078	KHA-6789	KHA-7500	KHA-8211	KHA-8922	M12 x 1.75	70	25.5	19	10	61	43	95	1	10
KHA-6090	KHA-6801	KHA-7512	KHA-8223	KHA-8934	M12 x 1.75	80	25.5	19	10	61	43	95	1	10
KHA-6102	KHA-6813	KHA-7524	KHA-8235	KHA-8946	M12 x 1.75	90	25.5	19	10	61	43	95	1	10
KHA-5850	KHA-6561	KHA-7272	KHA-7983	KHA-8694	M12 x 1.75	25	30	23	12	72	49	110	1	10
KHA-5883	KHA-6594	KHA-7305	KHA-8016	KHA-8727	M12 x 1.75	30	30	23	12	72	49	110	1	10
KHA-5916	KHA-6627	KHA-7338	KHA-8049	KHA-8760	M12 x 1.75	35	30	23	12	72	49	110	1	10
KHA-5949	KHA-6660	KHA-7371	KHA-8082	KHA-8793	M12 x 1.75	40	30	23	12	72	49	110	1	10
KHA-5982	KHA-6693	KHA-7404	KHA-8115	KHA-8826	M12 x 1.75	45	30	23	12	72	49	110	1	10
KHA-6015	KHA-6726	KHA-7437	KHA-8148	KHA-8859	M12 x 1.75	50	30	23	12	72	49	110	1	10
KHA-6042	KHA-6753	KHA-7464	KHA-8175	KHA-8886	M12 x 1.75	55	30	23	12	72	49	110	1	10
KHA-6069	KHA-6780	KHA-7491	KHA-8202	KHA-8913	M12 x 1.75	60	30	23	12	72	49	110	1	10
KHA-6081	KHA-6792	KHA-7503	KHA-8214	KHA-8925	M12 x 1.75	70	30	23	12	72	49	110	1	10
KHA-6093	KHA-6804	KHA-7515	KHA-8226	KHA-8937	M12 x 1.75	80	30	23	12	72	49	110	1	10
KHA-6105	KHA-6816	KHA-7527	KHA-8238	KHA-8949	M12 x 1.75	90	30	23	12	72	49	110	1	10
KHA-5853	KHA-6564	KHA-7275	KHA-7986	KHA-8697	M16 x 2.00	25	30	23	12	72	49	110	1	10
KHA-5886	KHA-6597	KHA-7308	KHA-8019	KHA-8730	M16 x 2.00	30	30	23	12	72	49	110	1	10
KHA-5919	KHA-6630	KHA-7341	KHA-8052	KHA-8763	M16 x 2.00	35	30	23	12	72	49	110	1	10
KHA-5952	KHA-6663	KHA-7374	KHA-8085	KHA-8796	M16 x 2.00	40	30	23	12	72	49	110	1	10
KHA-5985	KHA-6696	KHA-7407	KHA-8118	KHA-8829	M16 x 2.00	45	30	23	12	72	49	110	1	10
KHA-6018	KHA-6729	KHA-7440	KHA-8151	KHA-8862	M16 x 2.00	50	30	23	12	72	49	110	1	10
KHA-6045	KHA-6756	KHA-7467	KHA-8178	KHA-8889	M16 x 2.00	55	30	23	12	72	49	110	1	10
KHA-6072	KHA-6783	KHA-7494	KHA-8205	KHA-8916	M16 x 2.00	60	30	23	12	72	49	110	1	10
KHA-6084	KHA-6795	KHA-7506	KHA-8217	KHA-8928	M16 x 2.00	70	30	23	12	72	49	110	1	10
KHA-6096	KHA-6807	KHA-7518	KHA-8229	KHA-8940	M16 x 2.00	80	30	23	12	72	49	110	1	10
—	KHA-6819	KHA-7530	KHA-8241	KHA-8952	M16 x 2.00	90	30	23	12	72	49	110	1	10
KHA-6108	—	—	—	—	M16 x 2.00	90	30	23	12	72	49	110	1	10



Adjustable handles act as a standard clamping lever, yet can adjust to 16-26 positions depending on the size. Pulling up on the handle disengages it, while the insert or stud remains stationary, allowing you to adjust the handle to the desired position. Releasing the handle reengages it for tightening and loosening. Allows for convenient positioning for maximum leverage, as well as saving space and keeping the handle out of the way. Plastic handles are reinforced with fiberglass for added strength. Insert, stud and other components are made of steel.



Black Finish Powder Coated Zinc Steel or Stainless Insert, Blank, Tapped or Reamed Inch and Metric



Table with columns for Steel and Stainless, Item No., A, B, D, E, F, H, J, L, Pack Qty., Bulk Pack Qty. for both inch and metric units.

Black Finish Powder Coated Zinc Steel or Stainless Stud Inch and Metric

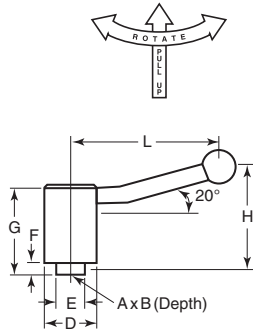


Table with columns for Steel and Stainless, Item No., A, C, D, E, F, H, J, L, Pack Qty., Bulk Pack Qty. for both inch and metric units.



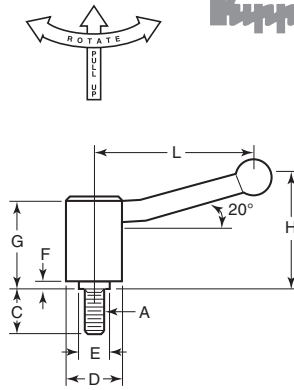
These heavy duty adjustable levers are designed for applications which require greater torquing power than our standard levers. Stronger body and longer arms provide greater leverage. Ideal for clamping in confined spaces. Pulling up on the handle disengages it for adjustment while the insert remains stationary. Releasing the lever automatically engages it. The handle body, arm, insert and spring are made from stainless steel. Satin finish. Ball knob is black phenolic.

**Steel Black Oxide Finish
Heavy Duty
Tapped Hole
Inch and Metric**



Item No.	A	B	D	E	F	G	H	L	Pack Qty.	Bulk Pack Qty.
Inch										
KHC-6	3/16-16	.55	.94	.63	.16	1.73	2.28	3.46	1	10
KHC-8	1/2-13	.67	1.10	.75	.20	2.01	2.68	4.17	1	10
KHC-10	1/2-13	.91	1.30	.91	.20	2.24	3.15	5.04	1	10
KHC-12	3/8-11	.91	1.30	.91	.20	2.24	3.15	5.04	1	10
KHC-14	3/8-11	1.06	1.61	1.18	.24	2.64	3.50	5.04	1	10
KHC-16	3/4-10	1.06	1.61	1.18	.24	2.64	3.50	5.04	1	10
Metric										
KHC-88	M8 x 1.25	14	24	16	4	44	58	87	1	10
KHC-90	M10 x 1.50	14	24	16	4	44	58	87	1	10
KHC-92	M10 x 1.50	17	28	19	5	51	58	106	1	10
KHC-94	M12 x 1.75	17	28	19	5	51	58	106	1	10
KHC-96	M12 x 1.75	23	33	23	5	57	80	128	1	10
KHC-98	M16 x 2.00	23	33	23	5	57	80	128	1	10
KHC-100	M16 x 2.00	27	41	30	6	67	89	128	1	10

**Steel Black Oxide Finish
Heavy Duty
Threaded Stud
Inch and Metric**



Item No.	A	C	D	E	F	G	H	L	Pack Qty.	Bulk Pack Qty.
Inch										
KHC-34	3/16-16	.79	.94	.63	.16	1.73	2.30	3.46	1	10
KHC-36	3/16-16	1.18	.94	.63	.16	1.73	2.30	3.46	1	10
KHC-38	3/16-16	1.57	.94	.63	.16	1.73	2.30	3.46	1	10
KHC-40	3/16-16	1.77	.94	.63	.16	1.73	2.30	3.46	1	10
KHC-42	3/16-16	1.97	.94	.63	.16	1.73	2.30	3.46	1	10
KHC-44	3/16-16	2.36	.94	.63	.16	1.73	2.30	3.46	1	10
KHC-46	1/2-13	.79	1.10	.75	.20	2.01	2.68	4.17	1	10
KHC-48	1/2-13	1.18	1.10	.75	.20	2.01	2.68	4.17	1	10
KHC-50	1/2-13	1.57	1.10	.75	.20	2.01	2.68	4.17	1	10
KHC-52	1/2-13	1.77	1.10	.75	.20	2.01	2.68	4.17	1	10
KHC-54	1/2-13	1.97	1.10	.75	.20	2.01	2.68	4.17	1	10
KHC-56	1/2-13	2.36	1.10	.75	.20	2.01	2.68	4.17	1	10
KHC-58	1/2-13	2.17	1.30	.91	.20	2.24	3.15	5.04	1	10
KHC-60	1/2-13	2.17	1.30	.91	.20	2.24	3.15	5.04	1	10
KHC-62	3/8-11	1.57	1.30	.91	.20	2.24	3.15	5.04	1	10
KHC-64	3/8-11	2.17	1.30	.91	.20	2.24	3.15	5.04	1	10
KHC-66	3/8-11	2.36	1.30	.91	.20	2.24	3.15	5.04	1	10
KHC-68	3/8-11	2.36	1.62	1.18	.24	2.64	3.50	5.04	1	10
KHC-70	3/4-10	2.36	1.62	1.18	.24	2.64	3.50	5.04	1	10
Metric										
KHC-136	M8 x 1.25	20	24	16	4	44	58	87	1	10
KHC-138	M8 x 1.25	30	24	16	4	44	58	87	1	10
KHC-142	M10 x 1.50	20	24	16	4	44	58	87	1	10
KHC-144	M10 x 1.50	30	24	16	4	44	58	87	1	10
KHC-146	M12 x 1.75	15	24	16	4	44	58	87	1	10
KHC-150	M12 x 1.75	30	24	16	4	44	58	87	1	10

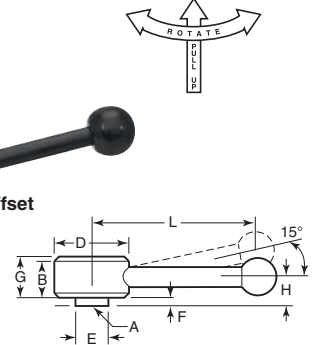
**Steel Black Oxide Finish
Tapped Hole
Inch and Metric**



Straight



Offset



Straight Item No.	Offset Item No.	A	Max.	D	E	F	G	H	L	Pack Qty.	Bulk Pack Qty.
Inch											
KHE-2	KHE-10	1/4-20	.71	1.30	.51	.08	.75	.47	3.7	1	10
KHE-4	KHE-12	5/16-18	.71	1.30	.51	.08	.75	.47	3.7	1	10
KHE-6	KHE-14	3/8-16	.83	1.61	.75	.08	.87	.53	4.52	1	10
KHE-8	KHE-16	1/2-13	.83	1.61	.75	.08	.87	.53	4.52	1	10
Metric											
KHE-68	KHE-76	M8 x 1.25	.71	1.30	.51	.08	.75	.47	3.7	1	10
—	KHE-78	M10 x 1.50	.83	1.61	.75	.08	.87	.53	4.52	1	10
—	KHE-80	M12 x 1.75	.83	1.61	.75	.08	.87	.53	4.52	1	10

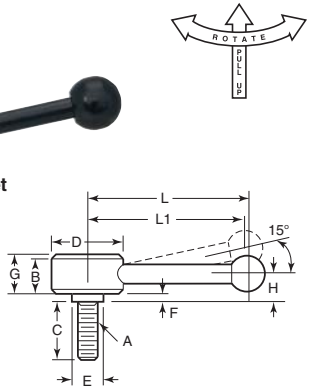
**Steel Black Oxide Finish
Threaded Stud
Inch and Metric**



Straight



Offset



Straight Item No.	Offset Item No.	A	B	C	D	E	F	G	H	L	L1	Pack Qty.	Bulk Pack Qty.
Inch													
KHE-18	KHE-42	3/16-18	.71	.78	1.30	.51	.08	.75	.47	3.82	3.70	1	10
KHE-20	KHE-44	3/16-18	.71	.98	1.30	.51	.08	.75	.47	3.82	3.70	1	10
KHE-22	KHE-46	3/16-18	.71	1.57	1.30	.51	.08	.75	.47	3.82	3.70	1	10
KHE-24	KHE-48	3/16-16	.71	.98	1.30	.51	.08	.75	.47	3.82	3.70	1	10
KHE-26	KHE-50	3/16-16	.71	1.57	1.30	.51	.08	.75	.47	3.82	3.70	1	10
KHE-28	KHE-52	3/16-16	.83	.98	1.61	.75	.08	.87	.53	4.65	4.53	1	10
KHE-30	KHE-54	3/16-16	.83	1.57	1.61	.75	.08	.87	.53	4.65	4.53	1	10
KHE-32	KHE-56	3/16-16	.83	2.38	1.61	.75	.08	.87	.53	4.65	4.53	1	10
KHE-34	KHE-58	1/2-13	.83	1.18	1.61	.75	.08	.87	.53	4.65	4.53	1	10
KHE-36	KHE-60	1/2-13	.83	1.57	1.61	.75	.08	.87	.53	4.65	4.53	1	10
KHE-38	KHE-62	1/2-13	.83	1.96	1.61	.75	.08	.87	.53	4.65	4.53	1	10
KHE-40	KHE-64	1/2-13	.83	2.36	1.61	.75	.08	.87	.53	4.65	4.53	1	10
Metric													
KHE-82	—	M8 x 1.25	.71	20	1.30	.51	.08	.75	.47	3.82	3.70	1	10
KHE-84	KHE-108	M8 x 1.25	.71	30	1.30	.51	.08	.75	.47	3.82	3.70	1	10
KHE-88	—	M10 x 1.50	.83	30	1.61	.75	.08	.87	.47	4.65	4.53	1	10
KHE-90	—	M10 x 1.50	.83	40	1.61	.75	.08	.87	.47	4.65	4.53	1	10
—	KHE-118	M10 x 1.50	.83	40	1.61	.75	.08	.87	.53	4.65	4.53	1	10
KHE-96	—	M10 x 1.50	.83	60	1.61	.75	.08	.87	.53	4.65	4.53	1	10
KHE-100	KHE-124	M12 x 1.75	.83	40	1.61	.75	.08	.87	.53	4.65	4.53	1	10
KHE-102	—	M12 x 1.75	.83	50	1.61	.75	.08	.87	.53	4.65	4.53	1	10



ADJUSTABLE TENSION LEVERS

Steel are cold finished with black oxide finish and black plastic knob. Stainless steel handle is type 303. Available in single or double handle, offset or straight types. Can be supplied as blanks, tapped or reamed, or can be machined as required to your specifications. By loosening the set screw on the straight type, handles can be shifted off center to provide additional leverage. Welded construction permits hole to be tapped or reamed the full length of body.



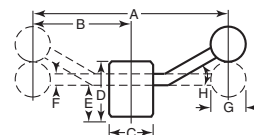
SDB and SSDB
Two Arm - Straight



ODB and SODB
Two Arm - 30° Offset



OSB and SOSB
One Arm - 30° Offset



Steel and Stainless - Type 303
Set Screw and Welded Construction, Blank Inch



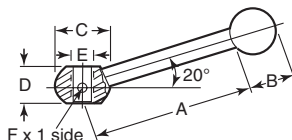
Blank Set Screw Construction		Blank Welded Construction		A	B	C	D	E	F	G	H (degrees)	Pack Qty.	Bulk Pack Qty.
Steel	Stainless	Steel	Stainless										
SDB-1	SSDB-1	SDB-1B	SSDB-1B	4	2	7/8	1 1/2	1	1/4	3/4	—	1	10
SDB-2	SSDB-2	SDB-2B	SSDB-2B	6	3	1 1/8	1 3/4	1 1/8	3/8	1	—	1	10
SDB-3	SSDB-3	SDB-3B	SSDB-3B	8	4	1 1/2	2 1/4	1 1/4	1/2	1 3/8	—	1	10
ODB-1	SODB-1	ODB-1B	SODB-1B	4	2	7/8	1 1/2	1	1/4	3/4	30	1	10
ODB-2	SODB-2	ODB-2B	SODB-2B	6	3	1 1/8	1 3/4	1 1/8	3/8	1	30	1	10
ODB-3	SODB-3	ODB-3B	SODB-3B	8	4	1 1/2	2 1/4	1 1/4	1/2	1 3/8	30	1	10
OSB-1	SOSB-1	OSB-1B	SOSB-1B	—	2	7/8	1 1/2	1	1/4	3/4	30	1	10
OSB-2	SOSB-2	OSB-2B	SOSB-2B	—	3	1 1/8	1 3/4	1 1/8	3/8	1	30	1	10
OSB-3	SOSB-3	OSB-3B	SOSB-3B	—	4	1 1/2	2 1/4	1 1/4	1/2	1 3/8	30	1	10

Note: Tapped and reamed hole must be less than dimension E.

Steel
Set Screw Construction, Tapped or Reamed
Inch

Tapped			Reamed			Handle Used	Pack Qty.	Bulk Pack Qty.
Item No.	Depth	Thread	Item No.	Depth	Ream			
ASC-1T	3/4	5/16-18	ASC-1R	3/4	5/16	SDB-1	1	10
ASC-2T	3/4	3/8-16	ASC-2R	3/4	3/8	SDB-1	1	10
ASC-3T	3/4	3/8-16	ASC-3R	3/4	3/8	SDB-2	1	10
ASC-4T	3/4	1/2-13	ASC-4R	3/4	1/2	SDB-2	1	10
ASC-5T	3/4	5/8-11	ASC-5R	3/4	5/8	SDB-2	1	10
ASC-6T	1	5/8-11	ASC-6R	1	5/8	SDB-3	1	10
ASC-7T	1	3/4-10	ASC-7R	1	3/4	SDB-3	1	10
ASC-8T	3/4	5/8-18	ASC-8R	3/4	3/8	ODB-1	1	10
ASC-9T	3/4	3/8-16	—	—	—	ODB-1	1	10
ASC-10T	3/4	3/8-16	ASC-10R	3/4	3/8	ODB-2	1	10
ASC-11T	3/4	1/2-13	ASC-11R	3/4	1/2	ODB-2	1	10
—	—	—	ASC-12R	3/4	5/8	ODB-2	1	10
ASC-13T	1	5/8-11	ASC-14R	1	3/4	ODB-3	1	10
ASC-14T	1	3/4-10	—	—	—	ODB-3	1	10
ASC-15T	3/4	5/8-18	ASC-16R	3/4	3/8	OSB-1	1	10
ASC-16T	3/4	3/8-16	—	—	—	OSB-1	1	10
ASC-17T	3/4	3/8-16	ASC-17R	3/4	3/8	OSB-2	1	10
ASC-18T	3/4	1/2-13	ASC-18R	3/4	1/2	OSB-2	1	10
ASC-19T	3/4	5/8-11	ASC-19R	3/4	5/8	OSB-2	1	10
ASC-20T	1	5/8-11	ASC-20R	1	5/8	OSB-3	1	10
ASC-21T	1	3/4-10	ASC-21R	1	3/4	OSB-3	1	10

Chrome Plated
Tapped or Reamed
Inch



Steel
Welded Construction, Tapped or Reamed
Inch

Tapped Through		Reamed			Handle Used	Pack Qty.	Bulk Pack Qty.
Item No.	Thread	Item No.	Depth	Ream			
ABC-1T	5/16-18	ABC-1R	3/4	5/16	SDB-1B	1	10
ABC-2T	3/8-16	ABC-2R	3/4	3/8	SDB-1B	1	10
ABC-3T	3/8-16	ABC-4R	3/4	1/2	SDB-2B	1	10
ABC-4T	1/2-13	ABC-5R	3/4	5/8	SDB-2B	1	10
ABC-5T	5/8-11	—	—	—	SDB-2B	1	10
ABC-7T	3/4-10	ABC-7R	1	3/4	SDB-3B	1	10
ABC-8T	5/8-18	ABC-9R	3/4	3/8	ODB-1B	1	10
ABC-9T	3/8-16	—	—	—	ODB-1B	1	10
ABC-10T	3/8-16	ABC-10R	3/4	3/8	ODB-2B	1	10
ABC-11T	1/2-13	ABC-11R	3/4	1/2	ODB-2B	1	10
ABC-12T	5/8-11	ABC-12R	3/4	5/8	ODB-2B	1	10
ABC-13T	5/8-11	ABC-13R	1	5/8	ODB-3B	1	10
ABC-14T	3/4-10	ABC-14R	1	3/4	ODB-3B	1	10
ABC-15T	5/8-18	ABC-16R	3/4	3/8	OSB-1B	1	10
ABC-16T	3/8-16	—	—	—	OSB-1B	1	10
ABC-17T	3/8-16	ABC-18R	3/4	1/2	OSB-2B	1	10
ABC-18T	1/2-13	ABC-19R	3/4	5/8	OSB-2B	1	10
ABC-19T	5/8-11	—	—	—	OSB-2B	1	10
ABC-21T	3/4-10	ABC-20R	1	3/4	OSB-3B	1	10
—	—	ABC-21R	1	3/4	OSB-3B	1	10

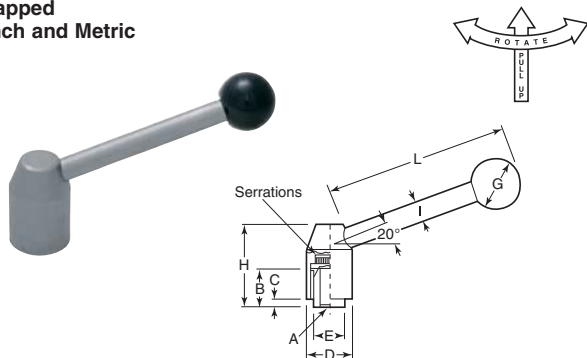
NOTE: Tapped and reamed hole must be less than dimension E. Reamed hole is +.000/.002. Tapped hole is thru hole on welded construction.

Item No.	A	B	C	D	E	F	Pack Qty.	Bulk Pack Qty.
D4-10A	2	3/4	5/8	7/16	1/4	1/8	1	25
D4-15A	2	3/4	3/8	7/16	5/16-18	—	1	25
D4-20A	2 1/2	1 3/16	2 3/32	9/16	3/16	1/8	1	25
D4-25A	2 1/2	1 3/16	2 3/32	9/16	3/8-16	—	1	25
D4-30A	3 1/4	1 5/16	1	3/4	3/8	5/32	1	25
D4-35A	3 1/4	1 5/16	1	3/4	1/2-13	—	1	25
D4-40A	4	1 1/4	1 1/4	7/8	1/2	1/2	1	25
D4-45A	4	1 1/4	1 1/4	7/8	5/8-11	—	1	25
D4-50A	5	1 1/2	1 1/16	1 1/8	3/8	1/4	1	25
D4-55A	5	1 1/2	1 1/16	1 1/8	3/4-10	—	1	25



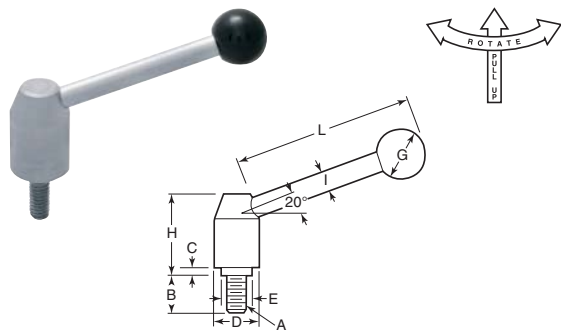
These heavy duty adjustable levers are designed for applications which require greater torquing power than our standard levers. Stronger body and longer arms provide greater leverage. Ideal for clamping in confined spaces. Pulling up on the handle disengages it for adjustment while the insert remains stationary. Releasing the lever automatically engages it. The handle body, arm, insert and spring are made from stainless steel. Satin finish. Ball knob is black phenolic.

**Stainless Steel with Black Phenolic Ball Knob
Tapped
Inch and Metric**




Item No.	A	B	C	D	E	G	H	I	L	Pack Qty.	Bulk Pack Qty.
Inch											
WAL-1	1/4-20	.39	.04	.83	.53	.79	1.32	.31	2.76	1	10
WAL-2	5/16-18	.39	.04	.83	.53	.79	1.32	.31	2.76	1	10
WAL-3	5/16-18	.55	.10	.94	.63	.98	1.57	.39	3.78	1	10
WAL-4	3/8-16	.55	.10	.94	.63	.98	1.57	.39	3.78	1	10
WAL-5	3/8-16	.67	.18	1.10	.75	1.18	1.91	.47	4.33	1	10
WAL-6	1/2-13	.67	.18	1.10	.75	1.18	1.91	.47	4.33	1	10
Metric											
WAL-8	M6 x 1.00	10	1	21	13.5	20	33.5	8	70	1	10
WAL-9	M8 x 1.25	10	1	21	13.5	20	33.5	8	70	1	10
WAL-10	M8 x 1.25	14	2.5	24	16	25	40	10	96	1	10
WAL-12	M10 x 1.50	17	4.5	28	19	30	48.5	12	110	1	10
WAL-13	M12 x 1.75	17	4.5	28	19	30	48.5	12	110	1	10

**Stainless Steel with Black Phenolic Ball Knob
Threaded Stud
Inch and Metric**



Item No.	A	B	C	D	E	G	H	I	L	Pack Qty.	Bulk Pack Qty.
Inch											
WAL-15	5/16-18	.79	.04	.83	.53	.79	1.32	.31	2.76	1	10
WAL-16	5/16-18	.98	.04	.83	.53	.79	1.32	.31	2.76	1	10
WAL-17	5/16-18	1.26	.04	.83	.53	.79	1.32	.31	2.76	1	10
WAL-20	5/16-18	2.48	.04	.83	.53	.79	1.32	.31	2.76	1	10
WAL-22	3/8-16	.98	.10	.94	.63	.98	1.57	.39	3.78	1	10
WAL-23	3/8-16	1.26	.10	.94	.63	.98	1.57	.39	3.78	1	10
WAL-24	3/8-16	1.57	.10	.94	.63	.98	1.57	.39	3.78	1	10
WAL-26	3/8-16	2.48	.10	.94	.63	.98	1.57	.39	3.78	1	10
WAL-27	1/2-13	.98	.18	1.10	.75	1.18	1.91	.47	4.33	1	10
WAL-28	1/2-13	1.26	.18	1.10	.75	1.18	1.91	.47	4.33	1	10
WAL-29	1/2-13	1.57	.18	1.10	.75	1.18	1.91	.47	4.33	1	10
WAL-30	1/2-13	1.97	.18	1.10	.75	1.18	1.91	.47	4.33	1	10
WAL-31	1/2-13	2.48	.18	1.10	.75	1.18	1.91	.47	4.33	1	10
Metric											
WAL-33	M8 x 1.25	20	1	21	13.5	20	33.5	8	70	1	10
WAL-35	M8 x 1.25	32	1	21	13.5	20	33.5	8	70	1	10
WAL-36	M8 x 1.25	40	1	21	13.5	20	33.5	8	70	1	10
WAL-37	M8 x 1.25	50	1	21	13.5	20	33.5	8	70	1	10
WAL-42	M10 x 1.50	40	2.5	24	16	25	40	10	96	1	10
WAL-43	M10 x 1.50	50	2.5	24	16	25	40	10	96	1	10
WAL-47	M12 x 1.75	32	4.5	28	19	30	48.5	12	110	1	10
WAL-48	M12 x 1.75	40	4.5	28	19	30	48.5	12	110	1	10
WAL-49	M12 x 1.75	50	4.5	28	19	30	48.5	12	110	1	10
WAL-51	M12 x 1.75	80	4.5	28	19	30	48.5	12	110	1	10
WAL-52	M10 x 1.50	25	2.5	24	16	25	40	10	96	1	10
WAL-53	M10 x 1.50	80	2.5	24	16	25	40	10	96	1	10

**Malleable Iron
Blank, Tapped or Reamed
Inch**



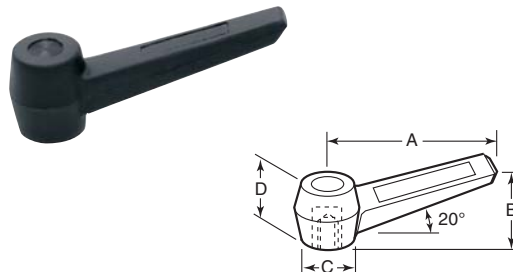
Made of high quality malleable iron. Smooth finish. Furnished blank, tapped, reamed or we can machine to user's specifications. On the tapped and reamed versions, the lower face of the hub is machined square with the hole.

Blank Item No.	A	B	C	D	E	F	Pack Qty.	Bulk Pack Qty.
BH-1	4	1 1/4	7/8	2 1/2	1 1/8	5/8	1	25
BH-2	5	1 5/8	1 1/4	3	1 5/8	3/4	1	25
BH-3	6	1 1/2	1 3/8	3 3/4	1 3/4	1 5/16	1	25

Tapped		Reamed		A	B	C	D	E	F	Pack Qty.	Bulk Pack Qty.
Item No.	Thread	Item No.	Ream								
TY-1A	3/8-16	RY-1A	3/8	4	1 1/4	1 3/16	2 1/2	1	5/8	1	10
TY-1B	1/2-13	RY-1B	1/2	4	1 1/4	1 3/16	2 1/2	1	5/8	1	10
TY-2A	1/2-13	RY-2A	1/2	5	1 5/8	1 3/16	3	1 1/8	3/4	1	10
TY-2B	5/8-11	RY-2B	5/8	5	1 5/8	1 3/16	3	1 1/8	3/4	1	10
TY-3A	5/8-11	RY-3A	5/8	6	1 1/2	1 3/16	3 3/4	1 11/16	1 5/16	1	10
TY-3B	3/4-10	RY-3B	3/4	6	1 1/2	1 3/16	3 3/4	1 11/16	1 5/16	1	10

NOTE: Reamed hold is +.000/-.002.

**Black ABS Plastic
Brass or Steel Insert
Inch**



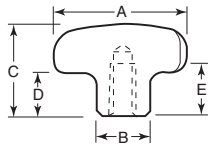
Item No.	A	B	C	D	Insert		Pack Qty.	Bulk Pack Qty.
					Thread	Depth		
DK-1231	2 1/16	1 5/64	1 3/32	5 5/64	10-32	3/8	1	10
DK-1232	2 1/16	1 5/64	1 3/32	5 5/64	1/4-20	1/2	1	10
DK-1236	2 5/8	1 1/32	1 3/16	1	1/4-20	1/2	1	10
DK-1237	2 5/8	1 1/32	1 3/16	1	5/16-18	1/2	1	10
DK-1238	2 5/8	1 1/32	1 3/16	1	3/8-16	1/2	1	10
DK-1243	3 3/32	1 1/2	1 5/16	1 1/32	5/16-18	1/2	1	10
DK-1244	3 3/32	1 1/2	1 5/16	1 1/32	3/8-16	1/2	1	10



ANTIMICROBIAL KNOBS, HANDLES & HAND WHEELS

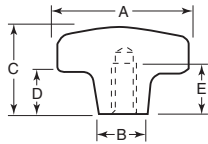
These knobs, handles and hand wheels are powder coated with an inorganic antimicrobial compound which helps prevent the spreading of bacteria, mold and mildew throughout the work environment. The compound combines silver with an inorganic ceramic that permits a continuous, controlled release of ionic silver over an extended time period. Cleaning is not eliminated with antimicrobial coating, but it does provide additional defense against microorganisms. Antimicrobial coating is activated by touch and will last 7-15 years depending on cleaning methods used. Designed for use in the medical, pharmaceutical, food industries and other areas subject to rigorous sanitation laws. Approved by the EPA, FDA and NSF. Coating color is white.

White Antimicrobial Lobed Knobs Stainless Steel Inch



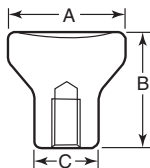
Item No.	A	B	C	D	E	Thread	Pack Qty.	Bulk Pack Qty.
AM-20	1.25	.47	.78	.39	.47	1/4-20	1	50
AM-21	1.57	.55	.98	.51	.59	5/16-18	1	50
AM-22	1.96	.71	1.25	.66	.71	3/8-16	1	50
AM-23	2.48	.78	1.57	.82	.86	1/2-13	1	50

White Antimicrobial Lobed Knobs Stainless Steel Inch



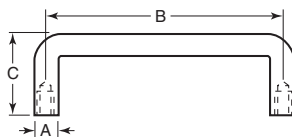
Item No.	A	B	C	D	E	Thread	Pack Qty.	Bulk Pack Qty.
AM-24	1.25	.47	.79	.39	.47	1/4-20	1	50
AM-25	1.57	.55	.98	.51	.59	5/16-18	1	50
AM-26	1.96	.71	1.26	.67	.71	3/8-16	1	50
AM-27	2.48	.79	1.65	.83	.87	1/2-13	1	50

White Antimicrobial Pull Knobs Stainless Steel Inch



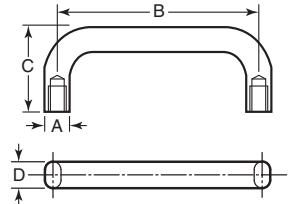
Item No.	A	B	C	Thread	Depth	Pack Qty.	Bulk Pack Qty.
AM-33	.827	.827	.47	10-24	.39	1	50
AM-34	.984	.984	.55	1/4-20	.39	1	50
AM-35	1.250	1.250	.71	5/16-18	.55	1	50

White Antimicrobial Pull Handles Stainless Steel Inch



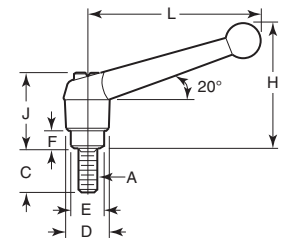
Item No.	A	B	C	Thread	Min. Depth	Pack Qty.	Bulk Pack Qty.
AM-36	5/16	3	1 1/2	10-32	3/8	1	50
AM-37	5/16	3 1/2	1 1/2	10-32	3/8	1	50
AM-38	5/16	5	1 1/2	10-32	3/8	1	50

White Antimicrobial Pull Handles Stainless Steel Inch



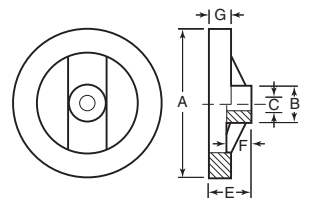
Item No.	A	B	C	D	Thread	Min. Depth	Pack Qty.	Bulk Pack Qty.
AM-39	3/8	3	1 1/2	5/8	10-32	3/8	1	50
AM-40	3/8	4	1 1/2	5/8	10-32	3/8	1	50
AM-41	3/8	5	1 1/2	5/8	10-32	3/8	1	50

White Antimicrobial Adjustable Handles Stainless Steel Inch



Item No.	A	C	D	E	F	H	J	L	Pack Qty.	Bulk Pack Qty.
AM-51	5/16-18	.78	.71	.53	.25	1.81	1.14	2.56	1	10
AM-54	5/16-18	2.36	.71	.53	.25	1.81	1.14	2.56	1	10
AM-56	3/8-16	1.54	.84	.62	.39	2.28	1.47	3.15	1	10

White Antimicrobial Hand Wheels Stainless Steel Inch



Item No.	A	B	C	E	F	G	Pack Qty.	Bulk Pack Qty.
AM-42	4	1.25	.375	1.77	.812	.750	1	10
AM-43	4	1.25	.500	1.77	.812	.750	1	10
AM-45	6	1.44	.625	2.05	1.00	.750	1	10



CLAMPING HANDLES & CRANK HANDLES

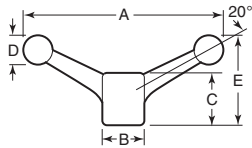
Buy One or Buy Bulk & SAVE

Made of high quality malleable iron. Smooth finish. Furnished blank, tapped, reamed or we can machine to user's specifications. On the tapped and reamed versions, the lower face of the hub is machined square with the hole.

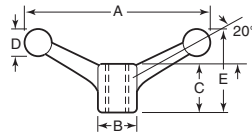
Blank, Tapped, Reamed Inch



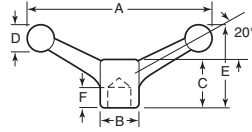
Blank



Tapped



Reamed

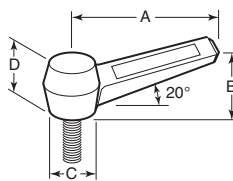


Blank							
Item No.	A	B	C	D	E	Pack Qty.	Bulk Pack Qty.
DH-1	4 7/8	1 1/8	1 3/4	3/4	2 1/4	1	10
DH-2	6	1 3/8	1 3/4	7/8	2 3/8	1	10
DH-3	8	1 3/4	1 1/8	1	2 7/8	1	10

Tapped				Reamed				Pack Qty.	Bulk Pack Qty.		
Item No.	Thread	Item No.	Ream	F	A	B	C				
TM-1A	3/8-16	RM-1A	3/8	1	4 7/8	1 1/8	1 1/16	3/4	2 3/16	1	10
TM-1B	1/2-13	RM-1B	1/2	1	4 7/8	1 1/8	1 1/16	3/4	2 3/16	1	10
TM-2A	1/2-13	RM-2A	1/2	1	6	1 3/8	1 1/16	7/8	2 3/16	1	10
TM-2B	3/8-11	RM-2B	3/8	1	6	1 3/8	1 1/16	7/8	2 3/16	1	10
TM-3A	3/8-11	RM-3A	3/8	1 1/4	8	1 3/4	1 1/4	1	2 13/16	1	10
TM-3B	3/4-10	RM-3B	3/4	1 1/4	8	1 3/4	1 1/4	1	2 13/16	1	10

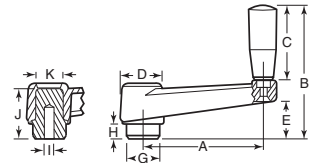
NOTE: Reamed hold is +.000/-0.002.

Black ABS Plastic Plated Steel Stud Inch



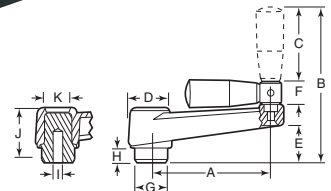
Item No.	A	B	C	D	Stud		Pack Qty.	Bulk Pack Qty.
					Thread	Length		
DK-1233	2 1/16	1 3/4	1 9/32	5 1/4	10-24	1/2	1	10
DK-1234	2 1/16	1 3/4	1 9/32	5 1/4	10-32	1/2	1	10
DK-1235	2 1/16	1 3/4	1 9/32	5 1/4	1/4-20	1/2	1	10
DK-1239	2 3/8	1 1/2	1 3/16	1	1/4-20	1/2	1	10
DK-1240	2 3/8	1 1/2	1 3/16	1	3/16-18	1/2	1	10
DK-1241	2 3/8	1 1/2	1 3/16	1	3/16-16	1	1	10
DK-1248	3 3/32	1 1/2	1 5/16	1 1/32	3/8-16	1	1	10

Black Plastic Revolving Handle Reamed Steel Insert Inch



Item No.	A	B	C	D	E	G	H	I	J	K	Pack Qty.	Bulk Pack Qty.
KHR-5	2.52	2.87	1.57	1.06	.79	.71	.39	.236	1.14	.63	1	10
KHR-10	3.15	3.39	1.97	1.18	.91	.87	.39	.236	1.26	.67	1	10
KHR-15	3.94	4.17	2.56	1.34	.98	.94	.39	.315	1.45	.83	1	10
KHR-20	5.12	5.08	3.15	1.57	1.34	1.10	.55	.394	1.73	.98	1	10
KHR-25	6.30	5.71	3.54	1.77	1.50	1.34	.59	.394	1.93	1.06	1	10
KHR-30	8.35	5.95	3.54	1.97	1.61	1.57	.59	.472	2.09	1.22	1	10

Black Plastic Revolving and Folding Handle Reamed Steel Insert Inch

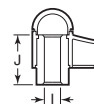
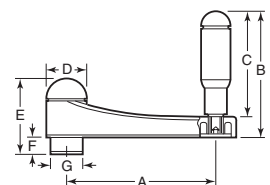


Item No.	A	B	C	D	E	F	G	H	I	J	K	Pack Qty.	Bulk Pack Qty.
KHQ-10	3.94	4.94	2.56	1.34	.98	.79	.94	.39	.315	1.46	.83	1	10
KHQ-15	5.12	5.26	2.56	1.57	1.34	.79	1.10	.55	.394	1.73	.98	1	10
KHQ-20	6.30	6.08	3.15	1.77	1.50	.79	1.34	.59	.394	1.93	1.06	1	10

Black Plastic Revolving Handle Reamed Steel Insert Inch



ERGOSTYLE®

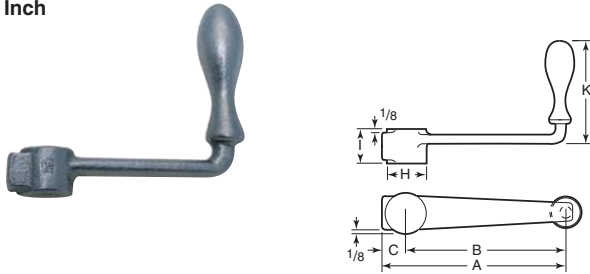


Item No.	A	B	C	D	E	F	G	I	J	Pack Qty.	Bulk Pack Qty.
ESP-100	3.94	3.50	2.87	1.18	2.07	.39	.94	.472	1.30	1	10



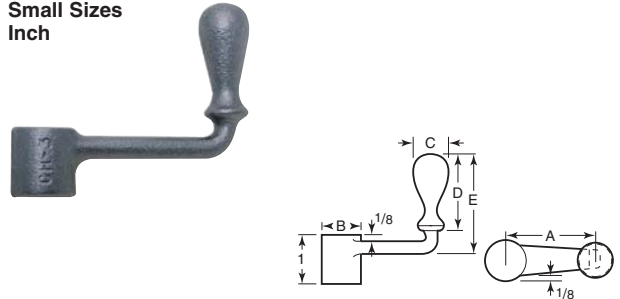
Used extensively in the construction of machinery, jigs and fixtures, mechanical assemblies and other similar applications. They have the maximum strength necessary to stand up under severe usage, are well proportioned and are neat in appearance. Extreme care has been given to the cleaning operations, so that no further such work is required on the part of the user.

**Ductile Iron or Aluminum
Solid Handle
Straight
Inch**



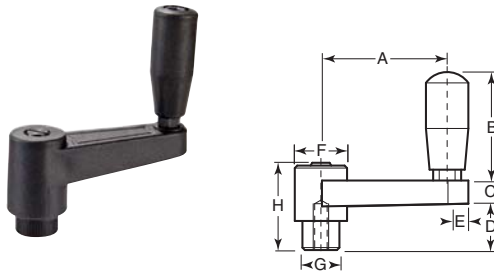
Iron Item No.	Aluminum Item No.	A	B	C	H	I	K	Pack Qty.	Bulk Pack Qty.
CH-4	CH-4AL	4 13/16	4	13/16	1 1/2	1	4	1	10
CH-6	CH-6AL	6 15/16	6	15/16	1 1/2	1 1/4	4 3/8	1	10
CH-8	CH-8AL	9	8	1	1 1/2	1 1/4	4 3/8	1	10
CH-10	CH-10AL	11 1/8	10	1 1/8	1 7/8	1 1/2	5	1	10
CH-13	—	14 3/16	13	1 3/16	2	1 1/2	5	1	10

**Ductile Iron or Aluminum
Solid Handle
Small Sizes
Inch**



Iron Item No.	Aluminum Item No.	A	B	C	D	E	Pack Qty.	Bulk Pack Qty.
CH-2	CH-2AL	2	7/8	3/4	1 1/8	2 1/8	1	10
CH-25	CH-25AL	2 1/2	7/8	3/4	1 1/8	2 1/8	1	10
CH-3	—	3	1	7/8	1 1/8	2 1/8	1	10
CH-35	CH-35AL	3 1/2	1	7/8	1 1/8	2 1/8	1	10

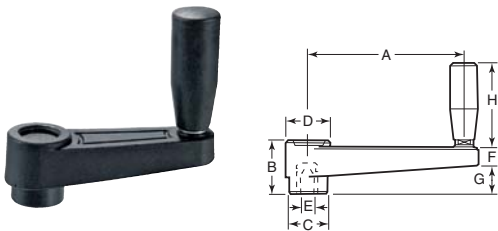
**Black Thermoplastic
Adjustable, Revolving Handle
Tapped Hole
Inch**



These adjustable crank handles are made of black thermoplastic with a steel insert. Pulling out on the crank allows you to rotate or index the crank arm to a more comfortable position. Cranks come with tapped hole.

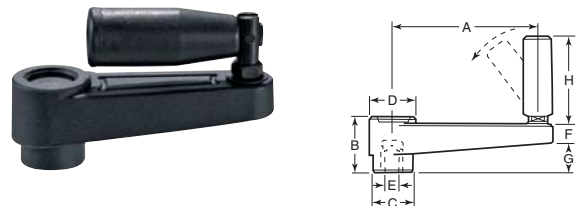
Item No.	Tapped	A	B	C	D	E	F	G	H	Pack Qty.	Bulk Pack Qty.
JCL-570	3/16-18	2.56	2.20	.47	.94	.43	1.06	.75	1.77	1	10
JCL-575	3/16	2.56	2.20	.47	.94	.43	1.06	.75	1.77	1	10
JCL-580	3/16	3.15	2.60	.51	1.30	.47	1.34	.94	2.05	1	10
JCL-585	1/2-13	3.15	2.60	.51	1.30	.47	1.34	.94	2.05	1	10
JCL-590	1/2-13	4.33	2.05	.55	1.30	.51	1.34	.94	2.05	1	10
JCL-595	3/8-11	4.33	2.05	.55	1.30	.51	1.34	.94	2.05	1	10

**Black Thermoplastic
Revolving Handle
Molded in Steel Hub; Bored or Threaded Hole
Inch**



Item No.	A	B	C	D	E	F	G	H	Pack Qty.	Bulk Pack Qty.
w/ Bored Hole										
JCL-1260	2.56	1.14	.87	1.06	.313	.51	.67	2.20	1	10
JCL-1265	2.56	1.14	.87	1.06	.375	.51	.67	2.20	1	10
JCL-1270	2.56	1.14	.87	1.06	.500	.51	.67	2.20	1	10
JCL-1275	3.15	1.29	1.02	1.22	.313	.51	.70	2.20	1	10
JCL-1280	3.15	1.29	1.02	1.22	.375	.51	.70	2.20	1	10
JCL-1285	3.15	1.29	1.02	1.22	.500	.51	.70	2.20	1	10
JCL-1290	4.33	1.54	1.14	1.34	.375	.55	.98	2.99	1	10
JCL-1295	4.33	1.54	1.14	1.34	.500	.55	.98	2.99	1	10
JCL-1300	5.51	1.93	1.38	1.69	.500	.63	1.38	3.54	1	10
JCL-1305	5.51	1.93	1.38	1.69	.625	.63	1.38	3.54	1	10
JCL-1310	7.28	2.17	1.57	1.85	.500	.59	1.57	3.54	1	10
JCL-1315	7.28	2.17	1.57	1.85	.625	.59	1.57	3.54	1	10
w/ Threaded Hole										
JCL-1140	2.56	1.14	.87	1.06	3/16-18	.51	.67	2.20	1	10
JCL-1145	2.56	1.14	.87	1.06	3/16	.51	.67	2.20	1	10
JCL-1150	2.56	1.14	.87	1.06	1/2-13	.51	.67	2.20	1	10
JCL-1160	3.15	1.29	1.02	1.22	3/16	.51	.70	2.20	1	10
JCL-1175	4.33	1.54	1.14	1.34	1/2-13	.55	.98	2.99	1	10
JCL-1180	5.51	1.93	1.38	1.69	1/2-13	.63	1.38	3.54	1	10
JCL-1185	5.51	1.93	1.38	1.69	3/8-11	.63	1.38	3.54	1	10
JCL-1190	7.28	2.17	1.57	1.85	1/2-13	.59	1.57	3.54	1	10
JCL-1195	7.28	2.17	1.57	1.85	3/8-11	.59	1.57	3.54	1	10

**Black Thermoplastic
Folding Handle
Molded in Steel Hub; Bored or Threaded Hole
Inch**

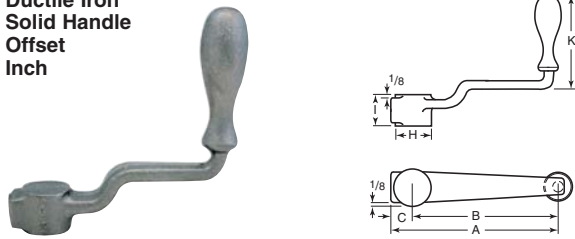


Item No.	A	B	C	D	E	F	G	H	Pack Qty.	Bulk Pack Qty.
w/ Bored Hole										
JCL-1325	2.56	1.14	.87	1.06	.375	.67	.67	2.20	1	10
JCL-1330	2.56	1.14	.87	1.06	.500	.67	.67	2.20	1	10
JCL-1340	3.15	1.29	1.02	1.22	.375	.70	.70	2.20	1	10
JCL-1345	3.15	1.29	1.02	1.22	.500	.70	.70	2.20	1	10
JCL-1350	4.33	1.54	1.14	1.34	.375	.98	.98	2.99	1	10
JCL-1355	4.33	1.54	1.14	1.34	.500	.98	.98	2.99	1	10
JCL-1360	5.51	1.93	1.38	1.69	.500	1.38	1.38	3.54	1	10
JCL-1365	5.51	1.93	1.38	1.69	.625	1.38	1.38	3.54	1	10
JCL-1370	7.28	2.17	1.57	1.85	.500	1.57	1.57	3.54	1	10
w/ Threaded Hole										
JCL-1200	2.56	1.14	.87	1.06	3/16-18	.67	.67	2.20	1	10
JCL-1205	2.56	1.14	.87	1.06	3/16	.67	.67	2.20	1	10
JCL-1210	2.56	1.14	.87	1.06	1/2-13	.67	.67	2.20	1	10
JCL-1215	3.15	1.29	1.02	1.22	3/16-18	.70	.70	2.20	1	10
JCL-1220	3.15	1.29	1.02	1.22	3/16	.70	.70	2.20	1	10
JCL-1225	3.15	1.29	1.02	1.22	1/2-13	.70	.70	2.20	1	10
JCL-1230	4.33	1.54	1.14	1.34	3/16-18	.98	.98	2.99	1	10
JCL-1235	4.33	1.54	1.14	1.34	1/2-13	.98	.98	2.99	1	10
JCL-1240	5.51	1.93	1.38	1.69	1/2-13	1.38	1.38	3.54	1	10
JCL-1245	5.51	1.93	1.38	1.69	3/8-11	1.38	1.38	3.54	1	10
JCL-1250	7.28	2.17	1.57	1.85	1/2-13	1.57	1.57	3.54	1	10
JCL-1255	7.28	2.17	1.57	1.85	3/8-11	1.57	1.57	3.54	1	10




Used extensively in the construction of machinery, jigs and fixtures, mechanical assemblies and other similar applications. They have the maximum strength necessary to stand up under severe usage, are well proportioned and are neat in appearance. Extreme care has been given to the cleaning operations, so that no further such work is required on the part of the user.

Ductile Iron Solid Handle Offset Inch



Item No.	A	B	C	H	I	K	Pack Qty.	Bulk Pack Qty.
HW-4	4 13/16	4	13/16	1 1/8	1	4	1	10
HW-6	6 15/16	6	15/16	1 1/2	1 1/4	4 3/8	1	10
HW-8	9	8	1	1 5/8	1 1/4	4 3/8	1	10
HW-10	11 1/8	10	1 1/8	1 5/8	1 1/2	5	1	10
HW-12	13 3/16	12	1 3/16	2	1 1/2	5	1	10

Aluminum Solid Handle Balanced Inch




A good alternative to heavier steel handles. The lightweight makes table positioning easier, as no fall off occurs after position has been reached. Made from 319 aluminum alloy, gray enamel finish.

Item No.	A	B	C	D	E	F	G	H	I	J	Pack Qty.	Bulk Pack Qty.
JCH-1	2 5/16	1 1/4	3/4	1/2	1 1/16	1/2	7/16	7/8	3/16	5/16	1	10
JCH-2	3 1/16	1 11/16	1	5/8	7/8	3/4	1/2	1 1/4	1/4	3/8	1	10
JCH-3	3 15/16	2 1/8	1 1/8	3/4	1 1/16	3/4	5/8	1 3/8	7/16	1/2	1	10
JCH-4	4 1/16	2 9/16	1 3/8	7/8	1 1/16	1	3/4	1 5/8	3/16	1/2	1	10
JCH-5	5 1/16	3 1/16	1 3/8	7/8	1 1/2	1	1	1 3/4	3/8	5/16	1	10

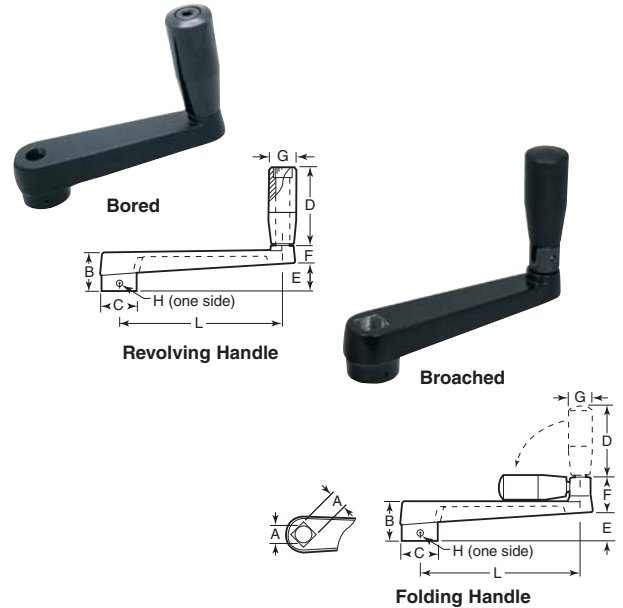
Crank body is made of aluminum or zinc die cast with black plastic coating. Available with black plastic revolving or fold away safety handle. Available with a bored round hole or a square hole broached.

Aluminum or Zinc Die Cast Revolving Handle Bored or Broached Inch



Bored		Broached		Hole Size	A	B	C	D	E	F	Pack Qty.	Bulk Pack Qty.
Item No.	Item No.	Item No.	Item No.									
Aluminum												
ACH-15	ACH-40	3/8	3.15	.95	.91	2.07	.55	.55	1	10		
ACH-20	ACH-45	1/2	3.94	1.10	1.06	2.66	.67	.59	1	10		
ACH-25	ACH-50	5/8	4.92	1.34	1.26	3.25	.87	.71	1	10		
ACH-30	ACH-55	3/4	6.30	1.5	1.38	3.25	1.02	.71	1	10		
Zinc Die Cast												
—	ACH-160	1/2	3.15	.95	.91	2.07	.55	.55	1	10		
ACH-145	—	1/2	3.94	1.10	1.06	2.66	.67	.59	1	10		

Aluminum Revolving or Folding Handle Bored or Broached Inch



Aluminum die cast crank body with black painted finish. Available with black plastic revolving or folding handles, with either a broached or bored hole.

Bored		Broached		Item No.	Item No.	A	L	B	C	D	E	F	G	H	Pack Qty.	Bulk Pack Qty.
Item No.	Item No.	Item No.	Item No.													
w/ Plastic Revolving Handle																
C7-12	C7-12B	3/16	1.20	.68	.55	.94	.34	.37	.56	—	1	10				
C7-25	C7-25B	3/8	2.52	.79	.75	1.22	.43	.47	.70	1/16	1	10				
C7-32	C7-32B	3/8	3.15	.95	.91	1.97	.55	.55	.85	1/16	1	10				
C7-40	C7-40B	1/2	3.94	1.10	1.06	2.50	.67	.59	.93	3/32	1	10				
C7-50	C7-50B	3/4	4.92	1.34	1.26	3.25	.87	.71	1.12	3/32	1	10				
C7-63	C7-63B	3/4	6.30	1.50	1.38	3.25	1.02	.71	1.12	3/32	1	10				
w/ Plastic Folding Handle																
C7-40F	C7-40BF	1/2	3.94	1.10	1.06	2.00	.67	1.22	.88	3/32	1	10				
C7-50F	C7-50BF	3/8	4.92	1.34	1.26	2.50	.87	1.49	.94	3/32	1	10				
C7-63F	C7-63BF	3/4	6.30	1.50	1.38	3.15	1.02	1.49	1.00	3/32	1	10				

Aluminum Folding Plastic Handle Bored Inch



Item No.	Hole Size	A	B	C	D	E	F	Pack Qty.	Bulk Pack Qty.
ACH-60	1/2	3.94	1.10	1.06	3.33	.67	.51	1	10
ACH-65	3/8	4.92	1.34	1.26	3.33	.87	.55	1	10
ACH-70	3/8	6.30	1.50	1.38	3.92	1.02	.55	1	10
ACH-75	3/4	6.30	1.50	1.38	3.92	1.02	.55	1	10

Aluminum Fold Away Plastic Handle Bored or Broached Inch



Bored		Broached		Item No.	Item No.	Hole Size	A	B	C	D	E	F	Pack Qty.	Bulk Pack Qty.
Item No.	Item No.	Item No.	Item No.											
ACH-100	—	1/2	3.15	1.02	.91	1.67	.10	.92	1	10				
ACH-105	ACH-120	1/2	3.94	1.18	1.02	2.30	.16	1.02	1	10				

CRANK HANDLES



Carbon Steel Forged Solid Handle Inch



Unfinished



Broached




Finished

Made from C1018 carbon steel. Unfinished are plain forgings without hole in hub. Broached have holes finished and hubs recessed or counterbored in free end, but are otherwise plain forgings. Finished are broached, counterbored in free end of hub, polished, and black plastic powder coated. The broached openings are made with corners slightly rounded to prevent breakage and a slight clearance is provided.

Unfinished Item No.	Broached Item No.	Finished Item No.	Length Center to Center	Length Extreme	Length Handle Above Arm	Hub Dia.	Hub Length	Square Hole Size Standard in Stock	Square Hole Size Broached Maximum to Order	Pack Qty.	Bulk Pack Qty.
0-U	0-B	0-F	2 1/4	3 1/8	2 1/2	1	1 1/4	1/2	9/16	1	10
1-U	1-B	1-F	3	4	2 3/4	1 1/4	1 1/2	9/16	3/4	1	10
2-U	2-B	2-F	3 1/2	4 1/2	2 1/2	1 1/8	1 3/16	1/2	9/16	1	10
4-U	4-B	4-F	4	5 1/4	3 1/8	1 1/2	1 3/8	9/16	3/4	1	10
6-U	6-B	6-F	5	6 1/4	3 1/2	1 1/4	1 3/8	5/8	3/4	1	10
8-U	8-B	8-F	6	7 1/4	3 1/2	1 1/4	1 3/8	5/8	3/4	1	10
10-U	10-B	10-F	7	8 1/4	3 3/4	1 3/8	2 1/16	3/4	1 3/16	1	10
12-U	12-B	12-F	8	9 3/4	3 3/4	1 3/8	2 1/16	3/4	1 3/16	1	10
14-U	14-B	14-F	9 1/2	10 1/2	3 3/4	1 1/2	2 1/2	7/8	7/8	1	10
16-U	16-B	16-F	10	11 1/2	4	1 3/4	3	1	1	1	10
—	00-B	00-F	1 1/4	2 1/2	2 1/2	1	1 1/4	1/2	3/16	1	10

Carbon Steel Malleable Revolving Handle Inch



Unfinished

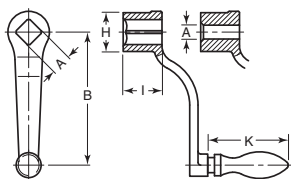


Finished

Supplied either completely finished, unfinished or blank. Blank unfinished are plain malleable cranks without hole in hub and with chrome plated steel handle. Finished are broached, counter-bored in free end of hub, lifetime luster aluminum baked finish and with chrome plated steel handle. Broached openings have corners slightly rounded to prevent breakage with a slight clearance provided.

Item No.	Balcrank	Length Center to Center	Hub Dia.	Hub Length		Handle Above Arm	Hole Size	Pack Qty.	Bulk Pack Qty.
				Unfinished	Finished				
Revolving - Unfinished									
MU-1	801564	4	1 1/16	1 1/8	1 1/8	2 7/8	—	1	10
MU-2	801565	5	1 1/16	2 1/16	2 1/16	3 31/32	—	1	10
MU-4	801567	7	1 1/16	2 5/16	2 5/16	4 7/32	—	1	10
Revolving - Finished									
MF-1	801572	4	1 1/16	1 1/8	1 1/8	2 7/8	9/16	1	10
MF-4	801575	7	1 1/16	2 1/16	2 1/16	4 7/32	3/4	1	10

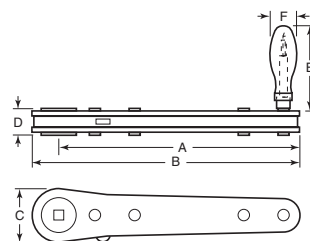
Cast Iron - Matte Black Powder Coated Finish Off-Set Fixed or Revolving Handle Bored or Broached Metric



The crank handle body is made out of malleable iron, deburred and sand-blasted. Contact face of hub is machined. The fixed handle is made out of polished steel. The revolving handle is a polished steel hand piece and spindle.

Fixed Handle		Revolving Handle		Hole Type	B	H	I	Pack Qty.	Bulk Pack Qty.	
Item No.	K	Item No.	K							
WPH-300	56	WPH-360	61	8	Round	80	24	24	1	10
WPH-305	56	WPH-365	61	10	Square	80	24	24	1	10
WPH-310	64	WPH-370	67	10	Round	100	28	28	1	10
WPH-315	64	WPH-375	67	12	Square	100	28	28	1	10
WPH-320	72	WPH-380	76	10	Round	125	34	34	1	10
WPH-325	72	WPH-385	76	14	Square	125	34	34	1	10
WPH-330	80	WPH-390	83	14	Round	160	38	38	1	10
WPH-335	80	WPH-395	83	17	Square	160	38	38	1	10
WPH-340	90	WPH-400	95.5	17	Round	200	44	44	1	10
WPH-345	90	WPH-405	95.5	19	Square	200	44	44	1	10
WPH-350	100	WPH-410	105.5	17	Round	250	48	48	1	10
WPH-355	100	WPH-415	105.5	22	Square	250	48	48	1	10

Steel Ratcheting Inch



The combination of crank and ratchet makes machinery adjustment faster, easier and safer. Ratchet control allows you to reverse action safely and conveniently. Handle is steel revolving style.

Item No.	Square Hole Size	A	B	C	D	E	F	Pack Qty.	Bulk Pack Qty.
RCH-15	1/2	7	7 13/16	1 1/16	1 9/32	2 19/16	1	1	10
RCH-20	5/8	7	7 13/16	1 1/16	1 9/32	2 19/16	1	1	10
RCH-25	1/2	10	11	2 1/16	7/8	2 19/16	1	1	10
RCH-45	1/2	12	13 1/2	2 1/2	7/8	3 11/32	1 3/32	1	10
RCH-55	3/4	12	13 1/2	2 1/2	7/8	3 11/32	1 3/32	1	10



**Malleable Iron
Handle Nuts
Threaded or Drilled Holes
Inch**



These handles are offset for easy grip. Made from malleable iron and annealed. Available in plain finish or zinc plated. Plain style is available with threaded or drilled holes. Decimal sizes are +/- .005".

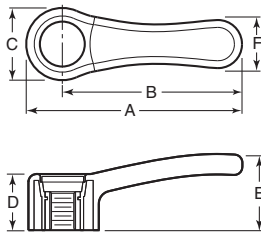
Plain Item No.	Zinc Item No.	Thread / Hole	Length	Flange Dia.	Pack Qty.	Bulk Pack Qty.
IHN-10	IHN-60	1/4-20	3 3/4	1 5/16	1	50
IHN-15	IHN-65	5/16-18	3 3/4	1 5/16	1	50
IHN-20	IHN-70	3/8-16	4 1/4	1 5/16	1	50
IHN-25	IHN-75	7/16-14	4 1/4	1 5/16	1	50
IHN-30	IHN-80	1/2-13	4 1/2	1 1/4	1	50
IHN-35	IHN-85	5/8-11	4 3/4	1 1/4	1	50
IHN-40	IHN-90	3/4-10	4 3/4	1 1/4	1	50

**High Resistance, Glass Fiber, Reinforced Technopolymer
Threaded or Smooth Inserts
Inch**



Smooth Insert

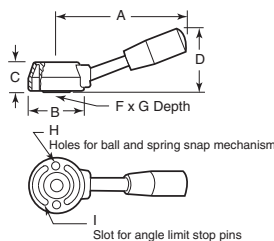
Threaded Insert



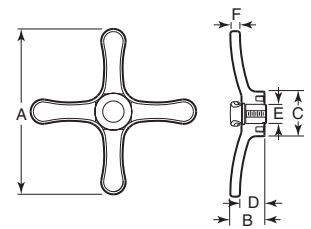
Made of high resistance, glass fiber, reinforced technopolymer. Oil and grease resistant and ships with grey removable caps.

Item No.	A	B	C	D	E	F	Insert		Pack Qty.	Bulk Pack Qty.
							Thread	Depth		
Threaded Insert										
JCL-1860	3.33	2.68	1.30	.98	1.46	.79	1/4-20	.63	1	10
JCL-1865	3.33	2.68	1.30	.98	1.46	.79	5/16-18	.63	1	10
JCL-1870	3.33	2.68	1.30	.98	1.46	.79	3/8-16	.63	1	10
JCL-1875	4.09	3.38	1.42	1.10	1.57	.94	5/16-18	.63	1	10
JCL-1880	4.09	3.38	1.42	1.10	1.57	.94	3/8-16	.63	1	10
JCL-1885	5.29	4.41	1.77	1.42	1.85	1.18	1/2-13	.94	1	10
Smooth Insert										
JCL-1910	3.33	2.68	1.30	.98	1.46	.79	%	.63	1	10
JCL-1920	4.09	3.38	1.42	1.10	1.57	.94	%	.63	1	10
JCL-1935	6.67	5.59	2.16	1.57	2.05	1.46	1/4	1.06	1	10

**Black Glass Fiber Reinforced
Steel Reamed Insert
Inch**



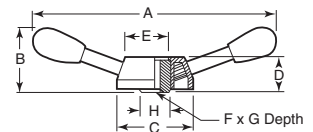
**High Resistance, Glass Fiber, Reinforced Technopolymer
Euromodel Four Arm Control
Inch and Metric**



Made of high resistance, glass fiber, reinforced technopolymer. Oil and grease resistant and ships with grey removable caps.

Item No.	A	B	C	D	E	F	Bore	Depth	Pack Qty.	Bulk Pack Qty.
Inch										
JCL-1945	12.12	2.60	3.27	1.811	1.40	.79	1/4	1.50	1	10
Metric										
JCL-2565	308	66	83	46	35.5	20	5	38	1	10
JCL-2570	308	66	83	46	35.5	20	18	38	1	10

**Black Glass Fiber Reinforced
Steel Insert
Inch**



Black glass fiber reinforced plastic hub with steel insert. Plated steel arms with plastic knobs.

Item No.	A	B	C	D	E	Bore F	G	H	Pack Qty.	Bulk Pack Qty.
ECL-40	7.87	2.36	3.39	1.65	1.34	.394	1.50	1.38	1	10
ECL-45	10.79	2.91	3.39	1.65	1.34	.394	1.50	1.38	1	10
ECL-55	14.29	3.54	3.39	1.65	1.34	.394	1.50	1.38	1	10

Black glass fiber reinforced hub with black oxide steel reamed insert. Chrome plated steel arm with plastic knob. Aluminum hub cover. Levers have two holes at 180 degrees for fitting ball and spring for click positioning operations. Slot provided for angle stop limits.

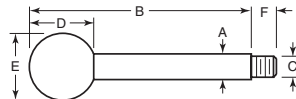


Item No.	A	B	C	D	Bore F	G	H	I	Pack Qty.	Bulk Pack Qty.
ECL-5	3.19	1.46	.79	1.81	.315	.67	.20	.17	1	10
ECL-10	4.25	1.77	.98	2.05	.315	.87	.24	.28	1	10
ECL-15	5.00	2.13	1.18	2.40	.394	1.06	.31	.29	1	10
ECL-16	6.69	2.95	1.50	3.15	.710	1.34	.39	.59	1	10



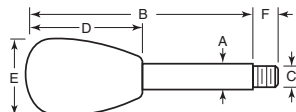
These gear lever handles and shafts have many uses for machinery and other applications. The shafts with handles are made of steel and are ground and polished with black oxide finish. Knobs are black plastic with brass inserts. The stainless shafts are Type 303 stainless.

**Steel Shaft
Black Plastic Ball Knob
Brass Insert
Inch and Metric**



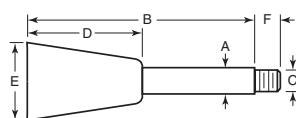
Item No.	A	B	C	D	E	F	Pack Qty.	Bulk Pack Qty.
Inch								
RGL-10	.31	2.59	1/4-20	.96	1.00	.50	1	50
RGL-15	.31	3.59	1/4-20	.96	1.00	.50	1	50
RGL-20	.31	5.09	1/4-20	.96	1.00	.50	1	50
RGL-25	.37	2.75	5/16-18	1.12	1.18	.50	1	50
RGL-30	.37	3.75	5/16-18	1.12	1.18	.50	1	50
RGL-35	.37	5.25	5/16-18	1.12	1.18	.50	1	50
RGL-40	.43	3.42	3/8-16	1.29	1.37	.50	1	50
RGL-45	.43	4.92	3/8-16	1.29	1.37	.50	1	50
RGL-50	.43	6.17	3/8-16	1.29	1.37	.75	1	50
RGL-55	.56	4.57	1/2-13	1.57	1.62	.50	1	50
RGL-60	.56	6.32	1/2-13	1.57	1.62	.75	1	50
RGL-65	.56	8.07	1/2-13	1.57	1.62	1.00	1	50
Metric								
WGL-0	.32	2.48	M6 x 1.0	.71	.79	.35	1	10
WGL-5	.32	3.15	M6 x 1.0	.71	.79	.35	1	10
WGL-10	.32	3.94	M6 x 1.0	.71	.79	.35	1	10
WGL-15	.39	3.15	M8 x 1.25	.89	.98	.43	1	10
WGL-20	.39	3.94	M8 x 1.25	.89	.98	.43	1	10
WGL-25	.39	4.92	M8 x 1.25	.89	.98	.43	1	10
WGL-30	.47	3.94	M10 x 1.5	1.14	1.26	.55	1	10
WGL-35	.47	4.92	M10 x 1.5	1.14	1.26	.55	1	10
WGL-40	.47	6.30	M10 x 1.5	1.14	1.26	.55	1	10
WGL-45	.55	4.92	M12 x 1.75	1.28	1.38	.63	1	10
WGL-50	.55	6.30	M12 x 1.75	1.28	1.38	.63	1	10
WGL-55	.55	7.87	M12 x 1.75	1.28	1.38	.63	1	10
WGL-60	.63	6.30	M14 x 2.0	1.46	1.57	.71	1	10
WGL-70	.63	9.84	M14 x 2.0	1.46	1.57	.71	1	10

**Steel Shaft
Black Plastic Oval Knob
Brass Insert
Inch**



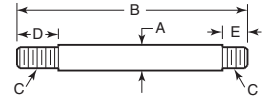
Item No.	A	B	C	D	E	F	Pack Qty.	Bulk Pack Qty.
RGL-310	.31	4.00	1/4-20	2.5	1.625	.50	1	50
RGL-315	.31	5.00	1/4-20	2.5	1.625	.50	1	50
RGL-320	.31	6.50	1/4-20	2.5	1.625	.50	1	50
RGL-325	.37	4.00	5/16-18	2.5	1.625	.50	1	50
RGL-330	.37	5.00	5/16-18	2.5	1.625	.50	1	50
RGL-335	.37	6.50	5/16-18	2.5	1.625	.50	1	50
RGL-340	.43	4.75	3/8-16	2.5	1.625	.50	1	50
RGL-345	.43	6.25	3/8-16	2.5	1.625	.50	1	50
RGL-350	.43	7.75	3/8-16	2.5	1.625	.75	1	50
RGL-355	.56	5.5	1/2-13	2.5	1.625	.50	1	50
RGL-360	.56	7.00	1/2-13	2.5	1.625	.75	1	50
RGL-365	.56	9.00	1/2-13	2.5	1.625	1.00	1	50

**Steel Shaft
Black Plastic Tapered Knob
Brass Insert
Metric**



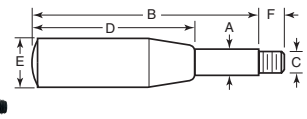
Item No.	A	B	C	D	E	F	Pack Qty.	Bulk Pack Qty.
WGL-75	.32	2.48	M6 x 1.0	1.18	.79	.35	1	10
WGL-80	.32	3.15	M6 x 1.0	1.18	.79	.35	1	10
WGL-85	.32	3.94	M6 x 1.0	1.18	.79	.35	1	10
WGL-90	.39	3.15	M8 x 1.25	1.50	.98	.43	1	10
WGL-95	.39	3.94	M8 x 1.25	1.50	.98	.43	1	10
WGL-100	.39	4.92	M8 x 1.25	1.50	.98	.43	1	10
WGL-105	.47	3.94	M10 x 1.5	1.81	1.18	.55	1	10
WGL-115	.47	6.30	M10 x 1.5	1.81	1.18	.55	1	10
WGL-120	.55	4.92	M12 x 1.75	2.09	1.38	.63	1	10
WGL-125	.55	6.30	M12 x 1.75	2.09	1.38	.63	1	10
WGL-130	.55	7.87	M12 x 1.75	2.09	1.38	.63	1	10
WGL-145	.63	9.84	M14 x 2.0	2.09	1.38	.71	1	10

**Steel or Stainless Steel Shaft
Brass Insert
Inch and Metric**



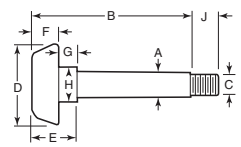
Item No.	A	B	C	D	E	Pack Qty.	Bulk Pack Qty.
Steel - Inch							
GLS-10	.312	2.5	1/4-20	.50	.375	1	50
GLS-15	.312	3.5	1/4-20	.50	.375	1	50
GLS-20	.312	5.0	1/4-20	.50	.375	1	50
GLS-25	.375	2.5	5/16-18	.50	.375	1	50
GLS-30	.375	3.5	5/16-18	.50	.375	1	50
GLS-35	.375	5.0	5/16-18	.50	.375	1	50
GLS-45	.438	4.5	3/8-16	.50	.375	1	50
GLS-40	.438	3.0	3/8-16	.50	.375	1	50
GLS-50	.438	6.0	3/8-16	.75	.375	1	50
GLS-55	.563	4.0	1/2-13	.50	.500	1	50
GLS-60	.563	6.0	1/2-13	.75	.500	1	50
GLS-65	.563	8.0	1/2-13	1.00	.500	1	50
Stainless - Inch							
GLS-70	.312	2.5	1/4-20	.50	.375	1	50
GLS-75	.312	3.5	1/4-20	.50	.375	1	50
GLS-80	.312	5.0	1/4-20	.50	.375	1	50
GLS-85	.375	2.5	5/16-18	.50	.375	1	50
GLS-90	.375	3.5	5/16-18	.50	.375	1	50
GLS-95	.375	5.0	5/16-18	.50	.375	1	50
GLS-100	.438	3.0	3/8-16	.50	.375	1	50
GLS-105	.438	4.5	3/8-16	.50	.375	1	50
GLS-110	.438	6.0	3/8-16	.75	.375	1	50
GLS-115	.563	4.0	1/2-13	.50	.500	1	50
GLS-120	.563	6.0	1/2-13	.75	.500	1	50
GLS-125	.563	8.0	1/2-13	1.00	.500	1	50
Steel - Metric							
GLS-130	.312	2.5	M6 x 1.0	.50	.375	1	50
GLS-135	.312	3.5	M6 x 1.0	.50	.375	1	50
GLS-140	.312	5.0	M6 x 1.0	.50	.375	1	50
GLS-145	.375	2.5	M8 x 1.25	.50	.375	1	50
GLS-155	.375	5.0	M8 x 1.25	.50	.375	1	50
GLS-160	.438	3.0	M10 x 1.5	.50	.375	1	50
GLS-170	.438	6.0	M10 x 1.5	.75	.375	1	50
GLS-180	.563	6.0	M12 x 1.75	.75	.500	1	50
GLS-185	.563	8.0	M12 x 1.75	1.00	.500	1	50

**Steel Shaft
Black Plastic Handle
Brass Insert
Metric**



Item No.	A	B	C	D	E	F	Pack Qty.	Bulk Pack Qty.
WGL-150	.32	2.48	M6 x 1.0	1.57	.71	.35	1	10
WGL-155	.32	3.15	M6 x 1.0	1.57	.71	.35	1	10
WGL-160	.32	3.94	M6 x 1.0	1.57	.71	.35	1	10
WGL-165	.39	3.15	M8 x 1.25	1.97	.83	.43	1	10
WGL-170	.39	3.94	M8 x 1.25	1.97	.83	.43	1	10
WGL-175	.39	4.92	M8 x 1.25	1.97	.83	.43	1	10
WGL-180	.47	3.94	M10 x 1.5	2.56	.91	.55	1	10
WGL-185	.47	4.92	M10 x 1.5	2.56	.91	.55	1	10
WGL-190	.47	6.30	M10 x 1.5	2.56	.91	.55	1	10
WGL-195	.55	4.92	M12 x 1.75	3.15	1.02	.63	1	10
WGL-200	.55	6.30	M12 x 1.75	3.15	1.02	.63	1	10
WGL-205	.55	7.87	M12 x 1.75	3.15	1.02	.63	1	10
WGL-210	.63	6.30	M14 x 2.0	3.54	1.10	.71	1	10
WGL-220	.63	9.84	M14 x 2.0	3.54	1.10	.71	1	10

**Steel Shaft
Black Plastic T-Handle
Brass or Steel Insert
Inch**



Item No.	A	B	C	D	E	F	G	H	J	Pack Qty.	Bulk Pack Qty.
RGL-465	.312	2.750	1/4-20	2 1/2	1 1/8	5/8	1/4	3/4	.375	1	50
RGL-470	.312	3.750	1/4-20	2 1/2	1 1/8	5/8	1/4	3/4	.375	1	50
RGL-475	.312	5.250	1/4-20	2 1/2	1 1/8	5/8	1/4	3/4	.375	1	50
RGL-480	.375	2.750	5/16-18	2 1/2	1 1/8	5/8	1/4	3/4	.375	1	50
RGL-485	.375	3.750	5/16-18	2 1/2	1 1/8	5/8	1/4	3/4	.375	1	50
RGL-495	.375	2.750	5/16-18	3 1/2	1 1/8	7/8	1/4	15/16	.375	1	50
RGL-500	.375	3.750	5/16-18	3 1/2	1 1/8	7/8	1/4	15/16	.375	1	50
RGL-505	.375	5.250	5/16-18	3 1/2	1 1/8	7/8	1/4	15/16	.375	1	50
RGL-515	.438	4.750	3/8-16	2 1/2	1 1/8	5/8	1/4	3/4	.375	1	50
RGL-525	.438	3.250	3/8-16	3 1/2	1 1/8	7/8	1/4	15/16	.375	1	50
RGL-530	.438	4.750	3/8-16	3 1/2	1 1/8	7/8	1/4	15/16	.375	1	50
RGL-540*	.563	4.125	1/2-13	3 1/2	1 1/8	7/8	1/4	15/16	.500	1	50
RGL-545*	.563	5.875	1/2-13	3 1/2	1 1/8	7/8	1/4	15/16	.500	1	50

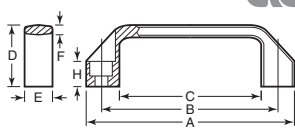
*Steel insert



PULL HANDLES

Buy One or Buy Bulk & SAVE

Black Reinforced Plastic Inch



Bolts directly to doors and panels. Made of black high strength polycarbonate, corrosion resistant.

Item No.	A	B	C	D	E	F	Screw	H	Pack Qty.	Bulk Pack Qty.
KHO-5	4.21	3.681	2.91	1.42	.83	.236	1/4	.52	1	100
KHO-10	5.28	4.606	3.74	1.61	1.02	.276	5/16	.59	1	100
KHO-15	5.91	5.200	4.25	1.77	1.06	.276	5/16	.63	1	100
KHO-20	7.76	7.047	6.02	1.97	1.10	.315	5/16	.67	1	100
KHO-25	10.31	9.250	7.95	2.13	1.22	.350	5/8	.79	1	100

HBS Series Bridge Handles Black Nylon

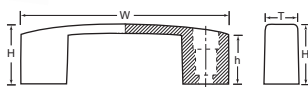


Item No.	Fits Socket Head Screw
HBS0100A	1/4-20, 5/16-18, M6
HBS0110A	5/16-18, M8
HBS0120A	5/16-18, M8
HBS2000A	1/4-20, 5/16-18, M6

Colored Caps available. See HBSC Series below

Features:

- Round base with plain bore thru hole for use with specified socket head cap screw
- Made of impact and scratch resistant material
- Lightweight and versatile
- Caps are optional and available in 3 different colors (see HBSC Series) - Not available for HBS2000A



Item No.	Type	W	H	w	h	T	Pack Qty.	Bulk Pack Qty.					
HBS0100A	1	4.705	119.5	1.378	35.0	3.677	93.4	1.142	29.0	0.256	6.5	1	100
HBS0110A	1	5.709	145.0	1.575	40.0	4.606	117.0	1.339	34.0	0.335	8.5	1	100
HBS0120A	1	6.417	163.0	1.772	45.0	5.197	132.0	1.496	38.0	0.335	8.5	1	100
HBS2000A	2	5.512	140.0	1.575	40.0	4.804	122.0	1.260	32.0	0.984	25.0	1	25

HBSC Series Bridge Handle Caps Nylon



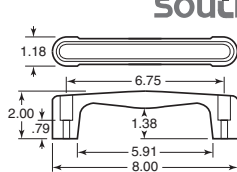
Used with Bridge Handles See HBS Series above

Features:

- Available for closure purposes or color-coding requirements
- Available in 2 sizes and 3 colors to fit HBS series Type 1 Handles

Item No.	Color	Used With	Pack Qty.	Bulk Pack Qty.
HBSC06A	BLACK	HBS0100A, HBS0110A	1	200
HBSC06B	BLUE	HBS0100A, HBS0110A	1	200
HBSC06C	RED	HBS0100A, HBS0110A	1	200
HBSC08A	BLACK	HBS0120A	1	200
HBSC08B	BLUE	HBS0120A	1	200
HBSC08C	RED	HBS0120A	1	200

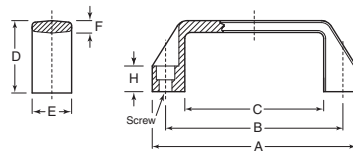
Black Plastic Large Grab Handle Inch



Blind hole mount includes zinc plated steel screws. Front mount accepts #10 or M5 screws, both type mounts have a removable snap in cover to conceal screw.

Item No.	Southco	Mounting	Pack Qty.	Bulk Pack Qty.
SC-181	B8-63	Front	1	100
SC-182	B8-66	Blind	1	100

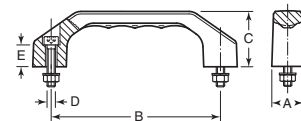
Black Plastic ESD-C (Electrostatic Discharge Conductive) Metric



The special conductive technopolymer ESD-C (Electrostatic Discharge Conductive) prevents the transfer of electrostatic discharge between bodies with different electric potential. These handles are suitable for ESD Protected Areas (EPA), where components are susceptible to electrostatic discharge, are to be handled with the minimum risk of damage. The indelibly printed mark (ESD-C) on the surface of the handle identifies the particular anti-static feature in accordance with EN 1000 15 / 1 and IEC 61340-5-1.

Item No.	A	B	C	D	E	F	H	Screw	Pack Qty.	Bulk Pack Qty.
ESP-735	109	93.5 mm +/- 0.5	74	38	21	6	13	6.5	1	100
ESP-736	137	117 mm +/- 1	93	41	26	7	15	8.5	1	100

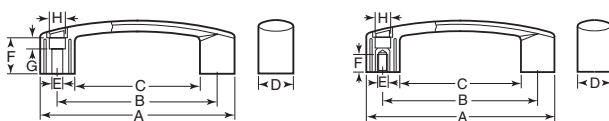
Black Thermoplastic Stirrup Shaped Thru Hole Metric



Item No.	A	B	C	Thread D	Screw Length	E	Pack Qty.	Bulk Pack Qty.
KPB-1342	19	100	33	M5 x .8	22	13	1	100
KPB-1343	23	120	39	M6 x 1	25	15	1	100
KPB-1344	27	140	45	M8 x 1.25	30	16	1	100
KPB-1345	31	160	52	M8 x 1.25	35	20	1	100
KPB-1346	35	180	58	M10 x 1.50	40	20	1	50

Note: Supplied with fastening screws.

Black Plastic Front and Back Mounting Inch



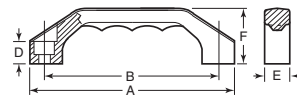
Front Mounting

Back Mounting

Made of glass fiber reinforced technopolymer with black matte finish. Front mount has two through holes. Back mount has brass bushings with tapped blind holes. Both styles come with removable black caps to conceal holes.

Item No.	Mounting	A	B	C	D	E	F	G	H	Pack Qty.	Bulk Pack Qty.
ESP-122	Front	4.57	3.68	2.83	.87	.25	.92	.25	.41	1	100
ESP-123	Back	4.57	3.68	2.83	.87	1/4-20	.47	—	.41	1	100
ESP-110	Front	5.67	4.61	3.62	1.02	.33	1.04	.33	.53	1	100
ESP-115	Back	5.67	4.61	3.62	1.02	5/16-18	.51	—	.53	1	100
ESP-124	Front	7.01	5.91	4.80	1.10	.33	1.26	.55	.53	1	100
ESP-125	Back	7.01	5.91	4.80	1.10	5/16-18	.51	—	.53	1	100

Black Reinforced Nylon Inch



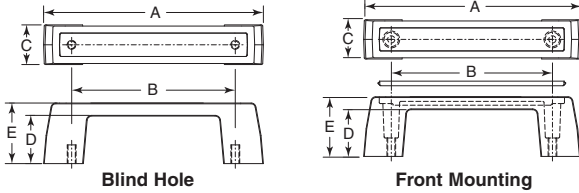
Item No.	A	B	Screw	D	E	F	Pack Qty.	Bulk Pack Qty.
DUH-50	4 ⁵ / ₁₆	3 ¹ / ₁₆	#12	3 ³ / ₁₆	3/4	1 ¹ / ₁₆	1	100
DUH-55	5 ¹ / ₄	4 ² / ₁₆	1/4	1 ¹ / ₁₆	2 ³ / ₁₆	1 ¹ / ₁₆	1	100
DUH-60	6 ¹ / ₁₆	5 ³ / ₁₆	5/16	5/8	1 ¹ / ₁₆	1 ¹ / ₁₆	1	100
DUH-65	7 ¹ / ₁₆	6 ¹ / ₁₆	3/8	2 ³ / ₁₆	1 ¹ / ₁₆	2 ³ / ₁₆	1	100
DUH-70	8 ³ / ₁₆	7 ¹ / ₁₆	1/2	2 ³ / ₁₆	1 ¹ / ₁₆	2 ³ / ₁₆	1	100



Black Plastic Small Grab Handle
Inch



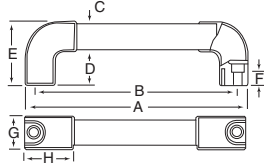
southco®



Blind hole includes zinc plated steel lockwashers and screws. Front mount accepts #10 or M5 screw and has removable snap-in cover to conceal screw heads.

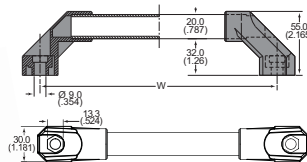
Item No.	Southco	Mounting	Insert	A	B	C	D	E	Pack Qty.	Bulk Pack Qty.
SC-185	B8-45	Blind	M6 x 1	5.88	4.38	1.07	1.27	1.62	1	100
SC-183	B8-43	Front	—	5.88	4.38	1.07	1.27	1.62	1	100

Anodized Aluminum Tube Black Thermoplastic Ends
Bridge
Inch



Item No.	A	B	C	D	E	F	G	H	Use Socket Head Screw	Pack Qty.	Bulk Pack Qty.
JCL-1700	8.66	7.87	.79	1.30	2.44	.45	1.18	1.97	8mm or 5/16"	1	25
JCL-1740	8.82	7.87	1.18	1.69	3.03	.67	1.57	2.36	10mm or 3/8"	1	25
JCL-1705	10.63	9.83	.79	1.30	2.44	.45	1.18	1.97	8mm or 5/16"	1	25
JCL-1745	10.79	9.83	1.18	1.69	3.03	.67	1.57	2.36	10mm or 3/8"	1	25
JCL-1710	12.60	11.81	.79	1.30	2.44	.45	1.18	1.97	8mm or 5/16"	1	25
JCL-1750	12.76	11.81	1.18	1.69	3.03	.67	1.57	2.36	10mm or 3/8"	1	25
JCL-1715	14.57	13.78	.79	1.30	2.44	.45	1.18	1.97	8mm or 5/16"	1	25
JCL-1755	14.72	13.78	1.18	1.69	3.03	.67	1.57	2.36	10mm or 3/8"	1	25
JCL-1720	16.54	15.75	.79	1.30	2.44	.45	1.18	1.97	8mm or 5/16"	1	25
JCL-1760	16.69	15.75	1.18	1.69	3.03	.67	1.57	2.36	10mm or 3/8"	1	100
JCL-1725	20.47	19.68	.79	1.30	2.44	.45	1.18	1.97	8mm or 5/16"	1	100
JCL-1765	20.63	19.68	1.18	1.69	3.03	.67	1.57	2.36	10mm or 3/8"	1	25
JCL-1730	24.41	23.62	.79	1.30	2.44	.45	1.18	1.97	8mm or 5/16"	1	25
JCL-1770	24.75	23.62	1.18	1.69	3.03	.67	1.57	2.36	10mm or 3/8"	1	100
JCL-1735	28.35	27.56	.79	1.30	2.44	.45	1.18	1.97	8mm or 5/16"	1	100
JCL-1775	28.50	27.56	1.18	1.69	3.03	.67	1.57	2.36	10mm or 3/8"	1	100

HRM Series Aluminum Machine Handles
Glass Filled Nylon Ends



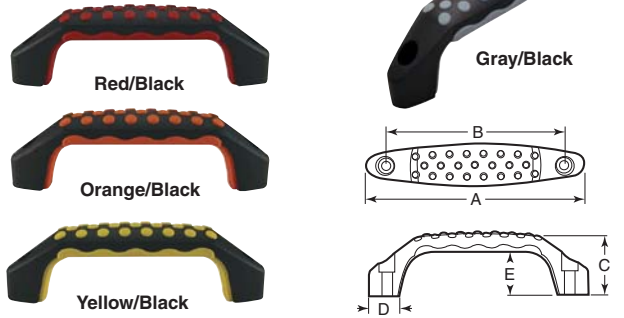
HRM000A - Black End Only

Features:

- Strong handles suitable for machine applications
- Tubes can be cut down to other sizes

Item No.	W		Pack Qty.	Bulk Pack Qty.
	In	mm		
HRM000A	-	-	1	20
HRM200A	7.870	199.9	1	50
HRM300A	11.810	300.0	1	50
HRM400A	15.750	400.1	1	20
HRM500A	19.690	500.1	1	20

Black Thermoplastic Soft Elastomer Grip
Inch

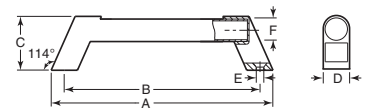


Black thermoplastic with soft, colored elastomer grip. Through hole mount, fits 1/4-20 or M6 socket head cap screw.

See page 766 for socket head cap screws.

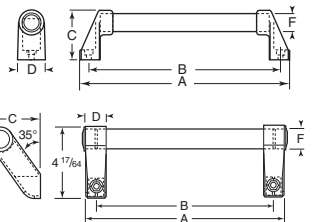
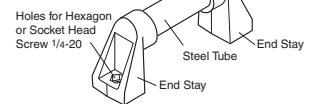
Item No.	Color	A	B	C	D	E	Pack Qty.	Bulk Pack Qty.
DK-1106	Gray/Black	5 ^{5/32}	4 ^{23/32}	1 1/16	29/32	1 1/2	1	50
DK-1107	Red/Black	5 ^{5/32}	4 ^{23/32}	1 1/16	29/32	1 1/2	1	50
DK-1108	Orange/Black	5 ^{5/32}	4 ^{23/32}	1 1/16	29/32	1 1/2	1	50
DK-1109	Yellow/Black	5 ^{5/32}	4 ^{23/32}	1 1/16	29/32	1 1/2	1	50

Anodized Aluminum Tube Black Thermoplastic Ends
Bridge
Inch



Item No.	A	B	C	D	E	F	Pack Qty.	Bulk Pack Qty.
RST-160	9.02	7.87	2.36	1.26	.33	.98	1	100
RST-161	10.98	9.83	2.36	1.26	.33	.98	1	100
RST-162	12.95	11.81	2.36	1.26	.33	.98	1	100
RST-163	14.92	13.78	2.36	1.26	.33	.98	1	100
RST-164	16.89	15.75	2.36	1.26	.33	.98	1	100
RST-165	20.83	19.68	2.36	1.26	.33	.98	1	50
RST-166	24.76	23.62	2.36	1.26	.33	.98	1	50
RST-167	28.70	27.56	2.36	1.26	.33	.98	1	50

Steel Tube with Black Plastic Coating
Black Polyamide Ends
Variable Length Bridge
Inch



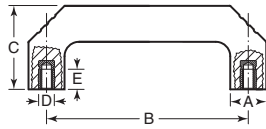
The 30mm (1.18") heavy duty steel tube with black plastic coating is cut to the lengths listed below to meet your application needs. End pieces are made from black polyamide. Each handle contains a tube and two ends.

Item No.	A	B	C	D	F	Pack Qty.	Bulk Pack Qty.
90° Angle Bar Assembly							
ELH-109508	12.99	11.81	3.15	1.81	1.18	1	25
ELH-109509	16.93	15.75	3.15	1.81	1.18	1	25
ELH-109510	20.87	19.69	3.15	1.81	1.18	1	25
ELH-109511	24.81	23.63	3.15	1.81	1.18	1	25
ELH-109512	28.74	27.56	3.15	1.81	1.18	1	25
ELH-109513	32.68	31.50	3.15	1.81	1.18	1	25
35° Angle Bar Assembly							
ELH-109514	11.72	10.47	2.97	1.25	1.18	1	25
ELH-109515	15.66	14.41	2.97	1.25	1.18	1	25
ELH-109516	19.59	18.34	2.97	1.25	1.18	1	25
ELH-109517	23.53	22.28	2.97	1.25	1.18	1	25
ELH-109518	27.47	26.22	2.97	1.25	1.18	1	25
ELH-109519	31.40	30.15	2.97	1.25	1.18	1	25



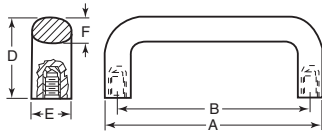
PULL HANDLES

Black Phenolic Stirrup Shaped Metric



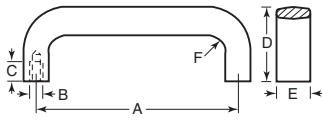
Item No.	A	B	C	Thread	D	E	Insert Material	Pack Qty.	Bulk Pack Qty.
KPB-1334	25	140	58	M8 x 1.25	14	14	Brass	1	100
KPB-1335	25	140	58	M8 x 1.25	14	14	Steel	1	100

Black Plastic Brass Insert Inch



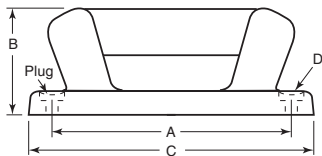
Item No.	A	B	D	E	F	Thread	Depth	Pack Qty.	Bulk Pack Qty.
KHO-50	3.94	3.38	1.73	.91	.55	1/4-20	0.47	1	100
KHO-55	5.20	4.61	1.89	.94	.59	3/16-18	0.51	1	100
KHO-60	7.72	7.05	2.24	1.06	.63	3/16-18	0.51	1	100

Black Polyurethane Foam Rubber with Steel Core Internal Metric Threads Inch



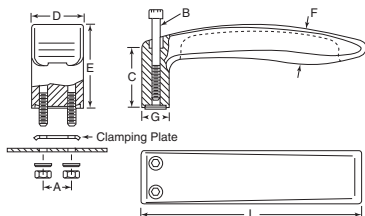
Item No.	A	B	C	D	E	F	Vertical Lifting Load (lbs.)	Pack Qty.	Bulk Pack Qty.
WCH-50	4.41	M6 x 1.0	.39	1.97	.98	.20	300	1	25
WCH-55	5.04	M6 x 1.0	.39	2.13	.98	.28	300	1	25
WCH-60	6.30	M6 x 1.0	.39	2.13	.98	.35	250	1	25

Black Polyurethane with Steel Core Hand-Hold Inch



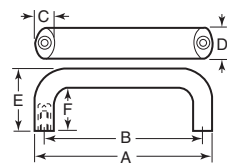
Item No.	A	B	C	D	Pack Qty.	Bulk Pack Qty.
WBH-15	5.91	2.60	6.89	.26	1	25

Black Thermoplastic One-Sided Inch



Item No.	A	L	B	C	D	E	F	G	Pack Qty.	Bulk Pack Qty.
TCH-30	.67	5.04	M5 x 45mm	1.30	1.18	1.89	.79	.71	1	50
TCH-33	.78	6.14	M6 x 55mm	1.58	1.42	2.28	.95	.87	1	50

Black Thermoplastic Solid, Blind Hole Inch and Metric



Item No.	A	B	C	D	E	F	Insert		Pack Qty.	Bulk Pack Qty.
							Thread	Depth		
Inch										
JCL-1600	4.19	3.70	.49	.79	1.60	1.10	10-32	.285	1	100
JCL-1605	4.19	3.70	.49	.79	1.60	1.10	1/4-20	.375	1	100
JCL-1610	5.28	4.61	.63	.98	1.97	1.34	10-32	.285	1	100
JCL-1615	5.28	4.61	.63	.98	1.97	1.34	1/4-20	.375	1	100
JCL-1620	5.28	4.61	.63	.98	1.97	1.34	3/16-18	.469	1	100
JCL-1625	5.83	5.20	.63	.98	1.97	1.34	10-32	.285	1	100
JCL-1630	5.83	5.20	.63	.98	1.97	1.34	1/4-20	.375	1	100
JCL-1635	5.83	5.20	.63	.98	1.97	1.34	3/16-18	.469	1	100
JCL-1640	6.61	5.91	.71	1.14	2.28	1.58	1/4-20	.375	1	100
JCL-1645	6.61	5.91	.71	1.14	2.28	1.58	3/16-18	.469	1	100
JCL-1650	6.61	5.91	.71	1.14	2.28	1.58	3/16-18	.469	1	100
JCL-1655	7.76	7.05	.71	1.14	2.28	1.58	3/16-18	.469	1	100
JCL-1660	7.76	7.05	.71	1.14	2.28	1.58	3/16-18	.469	1	100
Metric										
JCL-5250	134	117	16	25	50	34	M6	9	1	100
JCL-5255	134	117	16	25	50	34	M8	14	1	100
JCL-5260	148	132	16	25	50	34	M6	9	1	100
JCL-5275	168	150	18	29	58	40	M8	14	1	100
JCL-5285	197	179	18	29	58	40	M8	14	1	100

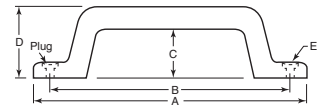
Black Polypropylene with Steel Core Inch



Molded polypropylene with integral snap-shut sections to conceal mounting holes. Semi gloss, textured finish. Strong, lightweight.

Item No.	Overall Length	Width	Height	Mounting Hole (Slotted)	Pack Qty.	Bulk Pack Qty.
WBH-30	6.81	.98	1.57	.31 x .20	1	25

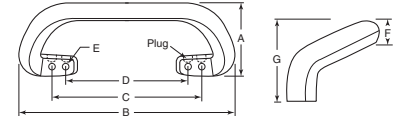
Black Polyurethane with Steel Core Grab-Handles Inch



Item No.	A	B	C	D	E	Pack Qty.	Bulk Pack Qty.
WBH-25	7.48	6.18	1.26	2.17	.31	1	25
WBH-20	11.02	9.96	1.45	2.17	.31	1	25

Made from black expanded polyurethane molded around a steel core. They are very strong, yet offer a soft padded feel. All are finished with a semi-gloss textured finish with snap-in plugs to cover countersunk mounting holes. Snap-in plugs work best with 1/4 inch or M6 pan head screws.

Black Polyurethane with Steel Core Grab-Rail Inch



No sharp corners for maximum safety.

Item No.	A	B	C	D	E	F	G	Pack Qty.	Bulk Pack Qty.
WBH-10	4.02	11.81	8.39	6.50	.28	.98	2.95	1	25

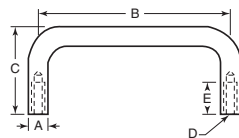


For use where one-sided fastening is desired. Made from black thermoplastic with matte finish. Supplied with socket head screws, nuts, washers and stainless clamping plate.

Item No.	A	L	B	C	D	E	F	G	Pack Qty.	Bulk Pack Qty.
TCH-30	.67	5.04	M5 x 45mm	1.30	1.18	1.89	.79	.71	1	50
TCH-33	.78	6.14	M6 x 55mm	1.58	1.42	2.28	.95	.87	1	50

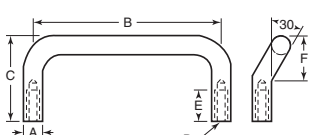


Aluminum, Brass or 303 Stainless Steel Round Internal Threads Inch



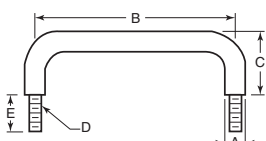
Item No.	A	B	C	Thread D	Min. E	Pack Qty.	Bulk Pack Qty.	Item No.	A	B	C	Thread D	Min. E	Pack Qty.	Bulk Pack Qty.	Item No.	A	B	C	Thread D	Min. E	Pack Qty.	Bulk Pack Qty.
Aluminum - Black Anodized								Aluminum - Black Anodized								303 Stainless Steel - Passivated, Dull Finish							
VPH-10	5/32	1	1	4-40	1/4	1	50	VPH-58	3/8	7	1 1/4	10-32	3/8	1	50	VPH-229	5/16	3	1 1/2	10-32	3/8	1	50
VPH-15	5/32	1 1/4	1	4-40	1/4	1	50	VPH-59	3/8	8	1 1/4	10-32	3/8	1	50	VPH-232	5/16	3 1/2	1 1/2	10-32	3/8	1	50
VPH-17	5/32	1 1/2	1	4-40	1/4	1	50	VPH-61	3/8	10	1 1/4	1/4-20	9/16	1	50	VPH-230	5/16	4	1 1/2	10-32	3/8	1	50
VPH-20	5/32	2	1	4-40	1/4	1	50	VPH-62	3/8	12	1 1/4	1/4-20	9/16	1	50	VPH-2465	5/16	4	3	10-32	3/8	1	50
VPH-22	5/32	2 1/2	1	4-40	1/4	1	50	VPH-63	1/2	3	1 1/8	10-32	3/8	1	50	VPH-237	5/16	4 1/2	1 1/2	10-32	3/8	1	50
VPH-25	5/32	3	1	4-40	1/4	1	50	VPH-2510	1/2	3	3	10-32	3/8	1	50	VPH-242	5/16	5	1 1/2	10-32	3/8	1	50
VPH-2315	1/4	2	1 1/2	8-32	5/16	1	50	VPH-60	1/2	4	1 1/8	10-32	3/8	1	50	VPH-2467	5/16	5	3	10-32	3/8	1	50
VPH-2320	1/4	2 1/2	1 1/2	8-32	5/16	1	50	VPH-2515	1/2	4	3	10-32	3/8	1	50	VPH-2460	5/16	5 1/2	1 1/2	10-32	3/8	1	50
VPH-2325	1/4	3	1 1/2	8-32	5/16	1	50	VPH-64	1/2	5	1 1/8	10-32	3/8	1	50	VPH-245	5/16	6	1 1/2	10-32	3/8	1	50
VPH-2330	1/4	3 1/2	1 1/2	8-32	5/16	1	50	VPH-2520	1/2	5	3	10-32	3/8	1	50	VPH-2469	5/16	6	3	10-32	3/8	1	50
VPH-2335	1/4	4	1 1/2	8-32	5/16	1	50	VPH-3090	1/2	5	4	10-32	3/8	1	50	VPH-2471	5/16	6 1/2	3	10-32	3/8	1	50
VPH-2340	1/4	4 1/2	1 1/2	8-32	5/16	1	50	VPH-65	1/2	6	1 1/8	1/4-20	9/16	1	50	VPH-246	5/16	7 1/2	1 1/2	10-32	3/8	1	50
VPH-2345	1/4	5	1 1/2	8-32	5/16	1	50	VPH-2540	1/2	6	3	1/4-20	9/16	1	50	VPH-247	5/16	8	1 1/2	10-32	3/8	1	50
VPH-2350	1/4	6	1 1/2	8-32	5/16	1	50	VPH-70	1/2	7	1 1/8	1/4-20	9/16	1	50	VPH-248	5/16	9	1 1/2	10-32	3/8	1	50
VPH-27	5/16	2	1 1/2	10-32	3/8	1	50	VPH-2545	1/2	7	3	1/4-20	9/16	1	50	VPH-250	3/8	3	1 1/4	10-32	3/8	1	50
VPH-28	5/16	2 1/2	1 1/2	10-32	3/8	1	50	VPH-75	1/2	8	1 1/8	1/4-20	9/16	1	50	VPH-255	3/8	4	1 1/4	10-32	3/8	1	50
VPH-30	5/16	3	1 1/2	10-32	3/8	1	50	VPH-2550	1/2	8	3	1/4-20	9/16	1	50	VPH-256	3/8	5	1 1/4	10-32	3/8	1	50
VPH-32	5/16	3 1/2	1 1/2	10-32	3/8	1	50	VPH-80	1/2	10	1 1/8	5/16-18	9/16	1	50	VPH-257	3/8	6	1 1/4	10-32	3/8	1	50
VPH-35	5/16	4	1 1/2	10-32	3/8	1	50	VPH-2570	1/2	10	3	5/16-18	9/16	1	50	VPH-258	3/8	7	1 1/4	10-32	3/8	1	50
VPH-2365	5/16	4	3	10-32	3/8	1	50	VPH-85	1/2	12	1 1/8	5/16-18	9/16	1	50	VPH-259	3/8	8	1 1/4	10-32	3/8	1	50
VPH-37	5/16	4 1/2	1 1/2	10-32	3/8	1	50	VPH-2575	1/2	12	3	5/16-18	9/16	1	50	VPH-262	5/16	12	1 1/4	1/4-20	9/16	1	50
VPH-40	5/16	4 1/2	1 1/2	10-32	3/8	1	50	303 Stainless Steel - Passivated, Dull Finish								VPH-260	1/2	4	1 1/4	10-32	3/8	1	50
VPH-42	5/16	5	1 1/2	10-32	3/8	1	50	VPH-210	5/32	1	1	4-40	1/4	1	50	VPH-2530	1/2	4	3	10-32	3/8	1	50
VPH-2367	5/16	5	3	10-32	3/8	1	50	VPH-217	5/32	1 1/2	1	4-40	1/4	1	50	VPH-264	1/2	5	1 1/4	10-32	3/8	1	50
VPH-2360	5/16	5 1/2	1 1/2	10-32	3/8	1	50	VPH-220	5/32	2	1	4-40	1/4	1	50	VPH-2535	1/2	5	3	10-32	3/8	1	50
VPH-45	5/16	6	1 1/2	10-32	3/8	1	50	VPH-222	5/32	2 1/2	1	4-40	1/4	1	50	VPH-265	1/2	6	1 1/8	1/4-20	9/16	1	50
VPH-2369	5/16	6	3	10-32	3/8	1	50	VPH-225	5/32	3	1	4-40	1/4	1	50	VPH-2555	1/2	6	3	1/4-20	9/16	1	50
VPH-43	5/16	6 1/2	1 1/2	10-32	3/8	1	50	VPH-2410	1/4	1 1/2	1 1/2	8-32	5/16	1	50	VPH-2560	1/2	7	3	1/4-20	9/16	1	50
VPH-44	5/16	7	1 1/2	10-32	3/8	1	50	VPH-2415	1/4	2	1 1/2	8-32	5/16	1	50	VPH-275	1/2	8	1 1/8	1/4-20	9/16	1	50
VPH-2373	5/16	7	3	10-32	3/8	1	50	VPH-2420	1/4	2 1/2	1 1/2	8-32	5/16	1	50	VPH-2565	1/2	8	3	1/4-20	9/16	1	50
VPH-2375	5/16	7 1/2	3	10-32	3/8	1	50	VPH-2425	1/4	3	1 1/2	8-32	5/16	1	50	VPH-280	1/2	10	1 1/8	5/16-18	9/16	1	50
VPH-47	5/16	8	1 1/2	10-32	3/8	1	50	VPH-2430	1/4	3 1/2	1 1/2	8-32	5/16	1	50	VPH-250	1/2	10	3	5/16-18	9/16	1	50
VPH-48	5/16	9	1 1/2	10-32	3/8	1	50	VPH-2435	1/4	4	1 1/2	8-32	5/16	1	50	VPH-285	1/2	12	1 1/8	5/16-18	9/16	1	50
VPH-49	5/16	10	1 1/2	10-32	3/8	1	50	VPH-2440	1/4	4 1/2	1 1/2	8-32	5/16	1	50	VPH-2585	1/2	12	3	5/16-18	9/16	1	50
VPH-50	3/8	3	1 1/4	10-32	3/8	1	50	VPH-2445	1/4	5	1 1/2	8-32	5/16	1	50	Brass - Zinc, Clear Chromate Plated Finish							
VPH-55	3/8	4	1 1/4	10-32	3/8	1	50	VPH-2450	1/4	6	1 1/2	8-32	5/16	1	50	VPH-410	5/16	4	1 1/2	10-32	3/8	1	50
VPH-56	3/8	5	1 1/4	10-32	3/8	1	50	VPH-227	5/16	2	1 1/2	10-32	3/8	1	50	VPH-415	5/16	4 1/2	1 1/2	10-32	3/8	1	50
VPH-57	3/8	6	1 1/4	10-32	3/8	1	50	VPH-228	5/16	2 1/2	1 1/2	10-32	3/8	1	50	VPH-425	3/8	4	1 1/4	10-32	3/8	1	50

Aluminum or Stainless Steel Round Offset, Internal Threads Inch



Item No.	A	B	C	Thread D	Min. E	F	Pack Qty.	Bulk Pack Qty.
Aluminum - Black Anodized Finish								
VPH-2610	5/16	3	1 1/2	10-32	3/8	7/8	1	50
VPH-2615	5/16	4	1 1/2	10-32	3/8	7/8	1	50
VPH-2620	5/16	4 1/2	1 1/2	10-32	3/8	7/8	1	50
VPH-2625	5/16	5	1 1/2	10-32	3/8	7/8	1	50
VPH-2635	5/16	6	1 1/2	10-32	3/8	7/8	1	50
VPH-2640	5/16	7	1 1/2	10-32	3/8	7/8	1	50
VPH-2645	5/16	8	1 1/2	10-32	3/8	7/8	1	50
VPH-2655	5/16	10	1 1/2	10-32	3/8	7/8	1	50
Stainless - Passivated, Dull Finish								
VPH-2660	5/16	3	1 1/2	10-32	3/8	7/8	1	50
VPH-2665	5/16	4	1 1/2	10-32	3/8	7/8	1	50
VPH-2670	5/16	4 1/2	1 1/2	10-32	3/8	7/8	1	50
VPH-2675	5/16	5	1 1/2	10-32	3/8	7/8	1	50
VPH-2685	5/16	6	1 1/2	10-32	3/8	7/8	1	50
VPH-2695	5/16	8	1 1/2	10-32	3/8	7/8	1	50
VPH-2705	5/16	10	1 1/2	10-32	3/8	7/8	1	50

Aluminum, Black Anodized or Dull Finish Round with Shoulder, External Threads Inch



Item No.	A	B	C	Thread D	E	Pack Qty.	Bulk Pack Qty.
Aluminum - Black Anodized Finish							
VPH-1430	5/16	6	1 13/16	1/4-20	1/2	1	50
Aluminum - Passivated, Dull Finish							
VPH-1470	3/16	4	1 13/16	10-32	1/2	1	50
VPH-1480	3/16	6	1 13/16	1/4-20	1/2	1	50

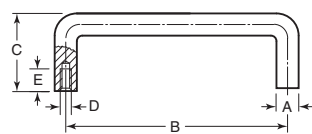
Aluminum - Black or Clear Anodized Round, Stirrup Shaped, Internal Threads Metric



Black Anodized



Clear Anodized



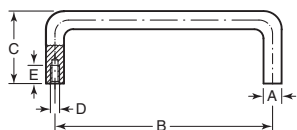
Item No.	A	B	C	Thread D	Min. E	Pack Qty.	Bulk Pack Qty.
Black Anodized							
KPB-1347	10	55	41	M5 x .80	10	1	100
KPB-1348	10	88	41	M5 x .80	10	1	100
KPB-1349	10	100	41	M5 x .80	10	1	100
KPB-1350	10	120	41	M5 x .80	10	1	100
KPB-1351	10	180	41	M5 x .80	10	1	100
Clear Anodized							
KPB-1355	10	55	41				



PULL HANDLES

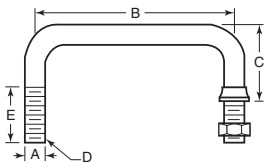
Buy One or
Buy Bulk & SAVE

Stainless Steel - Type 303
Round, Bow Shaped
Metric



Item No.	A	B	C	Thread D	Min. E	Pack Qty.	Bulk Pack Qty.
KPB-1411	8	100	35	M5 x .80	10	1	100
KPB-1412	10	120	40	M5 x .80	10	1	100
KPB-1413	10	250	40	M5 x .80	10	1	100
KPB-1414	10	350	40	M5 x .80	10	1	50

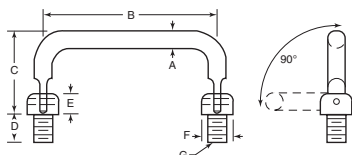
Aluminum or 303 / 304 Stainless Steel
Round, External Threads Without Shoulder
Inch



Supplied with nuts and ferrules to give a neat finished look.

Item No.	A	B	C	Thread D	E	Pack Qty.	Bulk Pack Qty.
Aluminum - Black Anodized Finish							
VPH-504	3/16	3	17/16	5/16-18	15/16	1	50
VPH-508	5/16	4	17/16	5/16-18	15/16	1	50
VPH-512	5/16	4 1/2	17/16	5/16-18	15/16	1	50
VPH-515	5/16	6	17/16	5/16-18	15/16	1	50
VPH-550	3/8	4	1 1/2	3/8-24	15/16	1	50
VPH-560	3/8	4 1/2	1 1/2	3/8-24	15/16	1	50
VPH-575	3/8	6	1 1/2	3/8-24	15/16	1	50
303/304 Stainless Steel - Passivated, Dull Finish							
VPH-704	5/16	3	17/16	5/16-18	15/16	1	50
VPH-706	5/16	3 3/4	17/16	5/16-18	15/16	1	50
VPH-708	5/16	4	17/16	5/16-18	15/16	1	50
VPH-710	5/16	4 1/4	17/16	5/16-18	15/16	1	50
VPH-712	5/16	4 1/2	17/16	5/16-18	15/16	1	50
VPH-714	5/16	5	17/16	5/16-18	15/16	1	50
VPH-715	5/16	6	17/16	5/16-18	15/16	1	50
VPH-750	3/8	4	1 1/2	3/8-24	15/16	1	50
VPH-760	3/8	4 1/2	1 1/2	3/8-24	15/16	1	50
VPH-770	3/8	5	1 1/2	3/8-24	15/16	1	50
VPH-775	3/8	6	1 1/2	3/8-24	15/16	1	50
VPH-780	3/8	9	1 1/2	3/8-24	15/16	1	50

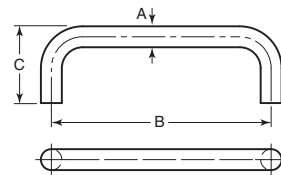
Aluminum
Folding
Round, External Threads, 90°, Free Fall
Inch



These folding handles fall freely when not in use. Supplied with washers and nuts.

Item No.	A	B	C	D	E	F	Thread G	Pack Qty.	Bulk Pack Qty.
Aluminum - Black Anodized Finish									
VPH-3760	1/4	3	1.46	5/8	5/16	7/16	1/4-28	1	50
VPH-3765	1/4	3 1/2	1.46	5/8	5/16	7/16	1/4-28	1	50
VPH-3770	1/4	4	1.46	5/8	5/16	7/16	1/4-28	1	50
VPH-3775	1/4	4 1/2	1.46	5/8	5/16	7/16	1/4-28	1	50

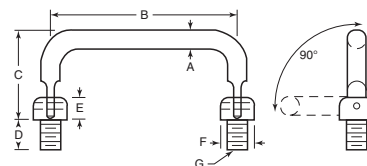
Stainless Steel - Type 300
Round Blank - No Mounting Threads
Metric



These U-Handles have no threads and are weldable. Can also be used on applications that require special threads or holes for mounting.

Item No.	A	B	C	Pack Qty.	Bulk Pack Qty.
WCH-705	10	125	43	1	25
WCH-710	10	160	43	1	25
WCH-715	12	125	51	1	25
WCH-720	12	160	51	1	25
WCH-725	12	200	51	1	25

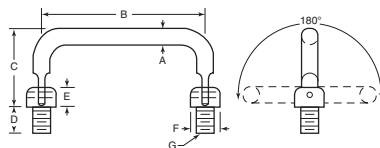
Aluminum, 303 Stainless Steel or Brass
Folding
Round, External Threads, 90°
Two Position, Spring Loaded Detents
Inch



These folding handles work in two positions. They are held secure in both the open and retracted position by spring loaded detents. Supplied with nuts.

Item No.	A	B	C	D	E	F	Thread G	Pack Qty.	Bulk Pack Qty.
Aluminum - Black Anodized Finish									
VPH-3800	1/4	3	1.46	5/8	5/16	7/16	1/4-28	1	50
VPH-3810	1/4	4	1.46	5/8	5/16	7/16	1/4-28	1	50
VPH-3815	1/4	5	1.46	5/8	5/16	7/16	1/4-28	1	50
VPH-910	3/8	4	1.85	5/8	1/2	5/8	3/8-24	1	50
VPH-912	3/8	4 1/2	1.85	5/8	1/2	5/8	3/8-24	1	50
VPH-915	3/8	5	1.85	5/8	1/2	5/8	3/8-24	1	50
VPH-916	3/8	6	1.85	5/8	1/2	5/8	3/8-24	1	50
VPH-918	3/8	8	1.85	5/8	1/2	5/8	3/8-24	1	50
303 Stainless Steel - Passivated, Dull Finish									
VPH-3780	1/4	4 1/2	1.43	5/8	5/16	7/16	1/4-28	1	50
VPH-3785	1/4	5	1.43	5/8	5/16	7/16	1/4-28	1	50
VPH-930	3/8	4	1.85	5/8	1/2	5/8	3/8-24	1	25
VPH-950	3/8	4 1/2	1.85	5/8	1/2	5/8	3/8-24	1	50
VPH-960	3/8	5	1.85	5/8	1/2	5/8	3/8-24	1	50
VPH-970	3/8	6	1.85	5/8	1/2	5/8	3/8-24	1	50
VPH-980	3/8	8	1.85	5/8	1/2	5/8	3/8-24	1	50
Brass - Zinc, Clear Chromate Plated Finish									
VPH-920	3/8	4	1.85	5/8	1/2	5/8	3/8-24	1	25

Aluminum or 303 Stainless Steel
Folding
Round, External Threads, 180°
Three Position, Spring Loaded Detents
Inch

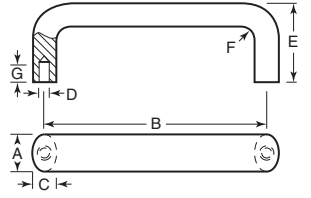


These folding handles work in three positions. They are held secure in the up, down and mid position by spring load detents. Supplied with nuts.

Item No.	A	B	C	D	E	F	Thread G	Pack Qty.	Bulk Pack Qty.
Aluminum - Black Anodized Finish									
VPH-1620	3/8	4	1.85	5/8	1/2	5/8	3/8-24	1	50
VPH-1630	3/8	4 1/2	1.85	5/8	1/2	5/8	3/8-24	1	50
VPH-1640	3/8	5	1.85	5/8	1/2	5/8	3/8-24	1	50
303 Stainless Steel - Passivated, Dull Finish									
VPH-1710	3/8	3	1.85	5/8	1/2	5/8	3/8-24	1	25
VPH-1740	3/8	5	1.85	5/8	1/2	5/8	3/8-24	1	25



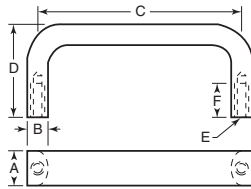
Aluminum, Brass or Stainless Steel
Oval, Internal Threads
Inch and Metric



See page 779 for fasteners.

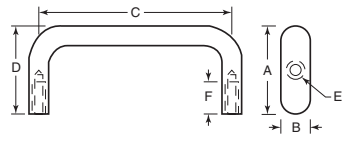
Item No.	A	B	C	D	E	F	Min. G	Vertical Lifting Load (lbs.)	Pack Qty.	Bulk Pack Qty.	Item No.	A	B	C	D	E	F	Min. G	Vertical Lifting Load (lbs.)	Pack Qty.	Bulk Pack Qty.
Aluminum - Black Epoxy Finish - Inch											Brass - Bright Nickel Plated Finish - Inch										
VPH-1050	5/8	3	3/32	10-32	1 1/2	1/2	3/8	—	1	50	VPH-1090	5/8	4 1/16	5/32	10-32	1 1/2	1/2	3/8	—	1	50
VPH-1052	5/8	3	3/32	10-32	1 1/2	1/2	3/8	—	1	50	VPH-1130	5/8	9	5/32	10-32	1 3/4	1/2	3/8	—	1	50
VPH-1070	5/8	4	3/32	10-32	1 1/2	1/2	3/8	—	1	50	Stainless - Passivated, Dull Finish - Inch										
VPH-1310	5/8	4	5/32	10-32	3	1/2	3/8	—	1	50	VPH-1010	7/16	3	3/32	10-32	1 3/32	1/2	3/8	—	1	50
VPH-1072	5/8	4 1/2	3/32	10-32	1 1/2	1/2	3/8	—	1	50	VPH-3710	7/16	3	3/32	10-32	1 1/2	3/8	5/16	—	1	50
VPH-1080	5/8	4 3/16	3/32	10-32	1 1/2	1/2	3/8	—	1	50	VPH-3715	7/16	4	3/32	10-32	1 1/2	3/8	5/16	—	1	50
VPH-1082	5/8	5	3/32	10-32	1 1/2	1/2	3/8	—	1	50	VPH-1020	7/16	4 3/16	3/32	10-32	1 1/2	1/2	3/8	—	1	50
VPH-3050	5/8	6	3/32	10-32	1 3/8	1/2	3/8	—	1	50	VPH-3720	7/16	5	3/32	10-32	1 1/2	3/8	5/16	—	1	50
VPH-1100	5/8	6	3/32	10-32	1 1/2	1/2	3/8	—	1	50	VPH-3725	7/16	6	3/32	10-32	1 1/2	3/8	5/16	—	1	50
VPH-1320	5/8	6	3/32	10-32	3	1/2	3/8	—	1	50	VPH-1030	7/16	9	3/32	10-32	1 3/4	1/2	3/8	—	1	50
VPH-1102	5/8	7	3/32	10-32	1 1/2	1/2	3/8	—	1	50	VPH-1011	5/8	3	3/32	10-32	1 1/2	1/2	3/8	—	1	50
VPH-1104	5/8	8	3/32	10-32	1 1/2	1/2	3/8	—	1	50	VPH-1012	5/8	4	3/32	10-32	1 1/2	1/2	3/8	—	1	50
VPH-1330	5/8	8	3/32	10-32	3	1/2	3/8	—	1	50	VPH-1022	5/8	4	3/32	10-32	3	1/2	3/8	—	1	50
VPH-1120	5/8	9	3/32	10-32	1 3/4	1/2	3/8	—	1	50	VPH-1013	5/8	4 1/2	3/32	10-32	1 1/2	1/2	3/8	—	1	50
VPH-1340	5/8	10	3/32	10-32	3	1/2	3/8	—	1	50	VPH-1014	5/8	4 3/16	3/32	10-32	1 1/2	1/2	3/8	—	1	50
VPH-1350	5/8	12	3/32	10-32	3	1/2	3/8	—	1	50	VPH-1015	5/8	5	3/32	10-32	1 1/2	1/2	3/8	—	1	50
Aluminum - Black Anodized Finish - Inch											VPH-1016										
VPH-3565	3/16	2	3/32	8-32	1 3/32	3/8	5/16	—	1	50	VPH-1023	5/8	6	3/32	10-32	3	1/2	3/8	—	1	50
VPH-3675	7/16	2 1/4	3/32	10-32	1 1/2	3/8	5/16	—	1	50	VPH-1017	5/8	7	3/32	10-32	1 1/2	1/2	3/8	—	1	50
VPH-3535	7/16	2 1/2	3/32	10-32	1	3/8	5/16	—	1	50	VPH-1018	5/8	8	3/32	10-32	1 1/2	1/2	3/8	—	1	50
VPH-3570	7/16	2 1/2	3/32	8-32	1 3/32	3/8	5/16	—	1	50	VPH-1024	5/8	8	3/32	10-32	3	1/2	3/8	—	1	50
VPH-3605	7/16	2 1/2	3/32	10-32	1 3/32	3/8	5/16	—	1	50	VPH-1019	5/8	10	3/32	10-32	1 1/2	1/2	3/8	—	1	50
VPH-3510	7/16	3	3/32	8-32	1	3/8	5/16	—	1	50	VPH-1021	5/8	12	3/32	10-32	1 1/2	1/2	3/8	—	1	50
VPH-3540	7/16	3	3/32	10-32	1	3/8	5/16	—	1	50	Aluminum - Tumbled Finish - Metric										
VPH-3640	7/16	3	3/32	8-32	1 1/2	3/8	5/16	—	1	50	WCH-200	.79	3.94	.51	M6 x 1.0	1.85	.51	.39	899	1	25
VPH-3610	7/16	3 1/2	3/32	10-32	1 3/32	3/8	5/16	—	1	50	WCH-220	.79	4.41	.51	M6 x 1.0	1.93	.51	.39	843	1	25
VPH-3685	7/16	3 1/2	3/32	10-32	1 1/2	3/8	5/16	—	1	50	WCH-240	.79	5.04	.51	M6 x 1.0	2.01	.51	.39	618	1	25
VPH-3515	7/16	4	3/32	8-32	1	3/8	5/16	—	1	50	WCH-260	.79	6.30	.51	M6 x 1.0	2.01	.51	.39	450	1	25
VPH-3545	7/16	4	3/32	10-32	1	3/8	5/16	—	1	50	WCH-280	1.02	4.41	.67	M8 x 1.25	2.09	.67	.47	1349	1	25
VPH-3645	7/16	4	3/32	8-32	1 1/2	3/8	5/16	—	1	50	WCH-300	1.02	5.04	.67	M8 x 1.25	2.17	.67	.47	1237	1	25
VPH-3690	7/16	4	3/32	10-32	1 1/2	3/8	5/16	—	1	50	WCH-320	1.02	6.30	.67	M8 x 1.25	2.24	.67	.47	1124	1	25
VPH-3695	7/16	4 1/4	3/32	10-32	1 1/2	3/8	5/16	—	1	50	WCH-340	1.02	7.56	.67	M8 x 1.25	2.24	.67	.47	899	1	25
VPH-3590	5/16	4 1/2	3/32	8-32	1 3/32	3/8	5/16	—	1	50	WCH-380	1.02	15.75	.67	M8 x 1.25	2.24	.67	.47	180	1	25
VPH-3620	7/16	4 1/2	3/32	10-32	1 3/32	3/8	5/16	—	1	50	Aluminum - Black Matte Plastic Finish - Inch										
VPH-3655	7/16	4 3/8	3/32	8-32	1 1/2	3/8	5/16	—	1	50	WCH-480	.79	4.41	.51	1/4-20	1.93	.51	.39	843	1	25
VPH-3550	7/16	5	3/32	10-32	1	3/8	5/16	—	1	50	WCH-490	.79	5.04	.51	1/4-20	2.01	.51	.39	618	1	25
VPH-3660	7/16	5	3/32	8-32	1 1/2	3/8	5/16	—	1	50	WCH-500	1.02	5.04	.67	5/16-18	2.17	.67	.47	1237	1	25
VPH-3700	7/16	5	3/32	10-32	1 1/2	3/8	5/16	—	1	50	WCH-510	1.02	6.30	.67	5/16-18	2.24	.67	.47	1124	1	25
VPH-3555	7/16	6	3/32	10-32	1	3/8	5/16	—	1	50	WCH-520	1.02	7.56	.67	5/16-18	2.24	.67	.47	899	1	25
VPH-3665	7/16	6	3/32	8-32	1 1/2	3/8	5/16	—	1	50	Aluminum - Black Matte Plastic Finish - Metric										
VPH-3705	7/16	6	3/32	10-32	1 1/2	3/8	5/16	—	1	50	WCH-210	.79	3.94	.51	M6 x 1.0	1.85	.51	.39	899	1	25
VPH-3035	5/8	3	3/32	10-32	1 3/32	1/2	3/8	—	1	50	WCH-230	.79	4.41	.51	M6 x 1.0	1.93	.51	.39	843	1	25
VPH-3060	5/8	4	3/32	10-32	1 1/2	1/2	3/8	—	1	50	WCH-250	.79	5.04	.51	M6 x 1.0	2.01	.51	.39	618	1	25
VPH-3065	5/8	4 3/8	3/32	10-32	1 1/2	1/2	3/8	—	1	50	WCH-270	.79	6.30	.51	M6 x 1.0	2.01	.51	.39	450	1	25
VPH-3075	5/8	4 3/8	3/32	10-24	1 1/2	1/2	3/8	—	1	50	WCH-290	1.02	4.41	.67	M8 x 1.25	2.09	.67	.47	1349	1	25
VPH-3055	5/8	6	3/32	10-32	1 3/8	1/2	3/8	—	1	50	WCH-310	1.02	5.04	.67	M8 x 1.25	2.17	.67	.47	1237	1	25
VPH-3085	5/8	9	3/32	10-24	1 3/4	1/2	3/8	—	1	50	WCH-330	1.02	6.30	.67	M8 x 1.25	2.24	.67	.47	1124	1	25
Aluminum - Clear Anodized Finish - Inch											WCH-350										
VPH-1140	5/8	3	3/8	10-32	1 3/32	1/2	3/8	—	1	50	WCH-370	1.02	11.81	.67	M8 x 1.25	2.24	.67	.47	337	1	25
VPH-1150	5/8	4	3/8	10-32	1 3/4	1/2	3/8	—	1	50	WCH-390	1.02	15.75	.67	M8 x 1.25	2.24	.67	.47	180	1	25
VPH-1160	5/8	8	3/8	10-32	2	1/2	3/8	—	1	50											

Aluminum, Black Anodized Finish
Half Round, Internal Threads
Inch



Item No.	A	B	C	D	E	Min. F	Pack Qty.	Bulk Pack Qty.
VPH-2010	5/8	3 1/8	4	1 1/2	10-32	3/8	1	50
VPH-2020	5/8	3 1/8	4	1 1/2	10-32	3/8	1	50
VPH-2030	5/8	3 1/8	5	1 1/2	10-32	3/8	1	50
VPH-2040	5/8	3 1/8	6	1 1/2	10-32	3/8	1	50

Aluminum, Black Anodized Finish
Rectangular, Internal Threads, Rounded Sides
Inch



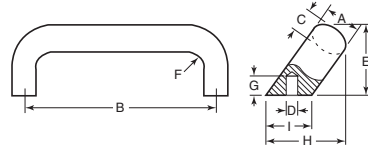
Item No.	A	B	C	D	Thread	Min. F	Pack Qty.	Bulk Pack Qty.
VPH-855	5/8	1/4	3	1 1/2	8-32	3/16	1	50
VPH-860	5/8	1/4	4	1 1/2	8-32	3/16	1	50
VPH-865	5/8	1/4	6	1 1/2	8-32	3/16	1	50
VPH-870	5/8	1/4	8	1 1/2	8-32	3/16	1	50



PULL HANDLES

Buy One or Buy Bulk & SAVE

Aluminum, Black Anodized or Plastic Coated Finish
Ledge and Angle Pulls
35° Angle, Internal Metric Threads
Inch

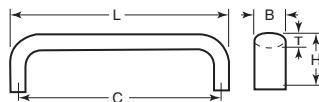


Item No.	A	B	C	D	E	F	G	H	I	Vertical Lifting Load (Lbs.)	Pack Qty.	Bulk Pack Qty.
Aluminum - Black Anodized Finish												
WCH-400	.79	4.41	.51	M6 x 1.0	1.89	.51	.39	1.97	.94	618	1	25
WCH-420	.79	5.04	.51	M6 x 1.0	1.89	.51	.39	1.97	.94	393	1	25
WCH-440	1.02	5.04	.67	M8 x 1.25	2.13	.67	.47	2.24	1.26	1012	1	25
WCH-460	1.02	6.30	.67	M8 x 1.25	2.13	.67	.47	2.24	1.26	731	1	25
Aluminum - Plastic Coated Black Matte Finish												
WCH-410	.79	4.41	.51	M6 x 1.0	1.89	.51	.39	1.97	.94	618	1	25
WCH-430	.79	5.04	.51	M6 x 1.0	1.89	.51	.39	1.97	.94	393	1	25
WCH-450	1.02	5.04	.67	M8 x 1.25	2.13	.67	.47	2.24	1.26	1012	1	25
WCH-470	1.02	6.30	.67	M8 x 1.25	2.13	.67	.47	2.24	1.26	731	1	25

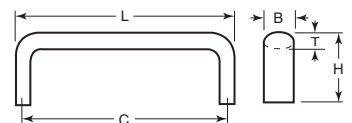
Pull Handles
Stainless Steel - Type 303
Oval, Mirror or Satin Finish
Inch



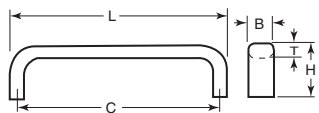
Type A



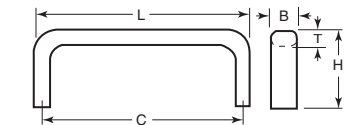
Type B



Type C



Type D

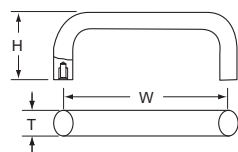


These stainless steel general use pull handles are available in a variety of sizes. They are also ideal for a wide range of applications. Handles are Type 303 stainless and are available with a mirror or satin finish. Handles are supplied with mounting screws.

Item No.	L	C	H	Finish	B	T	Thread		Pack Qty.	Bulk Pack Qty.	Item No.	L	C	H	Finish	B	T	Thread		Pack Qty.	Bulk Pack Qty.
							Size	Depth										Size	Depth		
Type A											Type C										
SUG-7	2.756	2 ³⁵ / ₆₄	.906	Mirror	.512	.236	M4 x .7	.394	1	100	SUG-25	3.937	3 ³ / ₈	1.260	Mirror	.551	.315	M5 x .8	.394	1	100
SUG-8	2.756	2 ³⁵ / ₆₄	.906	Satin	.512	.236	M4 x .7	.394	1	100	SUG-26	3.937	3 ³ / ₈	1.260	Satin	.551	.315	M5 x .8	.394	1	100
SUG-9	3.543	3 ³ / ₁₆	.925	Mirror	.512	.236	M4 x .7	.394	1	100	SUG-27	4.724	4 ¹³ / ₃₂	1.339	Mirror	.551	.315	M5 x .8	.472	1	50
SUG-10	3.543	3 ³ / ₁₆	.925	Satin	.512	.236	M4 x .7	.394	1	100	SUG-28	4.724	4 ¹³ / ₃₂	1.339	Satin	.551	.315	M5 x .8	.472	1	50
SUG-11	4.331	4 ³ / ₃₂	.945	Mirror	.512	.236	M4 x .7	.394	1	100	SUG-29	5.906	5 ¹ / ₃₂	1.417	Mirror	.551	.315	M5 x .8	.472	1	50
SUG-12	4.331	4 ³ / ₃₂	.945	Satin	.512	.236	M4 x .7	.394	1	100	SUG-30	5.906	5 ¹ / ₃₂	1.417	Satin	.551	.315	M5 x .8	.472	1	50
SUG-13	5.118	4 ⁷ / ₈	.965	Mirror	.512	.236	M4 x .7	.394	1	100	SUG-32	7.087	6 ²⁹ / ₃₂	1.457	Satin	.551	.315	M5 x .8	.472	1	50
SUG-14	5.118	4 ⁷ / ₈	.965	Satin	.512	.236	M4 x .7	.394	1	100	Type D										
SUG-16	5.906	5 ¹ / ₄	.984	Satin	.512	.236	M4 x .7	.394	1	100	SUG-38	3.268	2 ⁵ / ₆₄	1.575	Satin	.551	.315	M5 x .8	.433	1	50
Type B											SUG-40	4.252	3 ¹⁵ / ₁₆	1.575	Satin	.551	.315	M5 x .8	.433	1	50
SUG-18	1.969	1 ²⁵ / ₃₂	.866	Satin	.394	.197	M3 x .5	.394	1	100	SUG-41	5.236	4 ⁵⁹ / ₆₄	1.575	Mirror	.551	.315	M5 x .8	.433	1	50
SUG-19	2.756	2 ¹ / ₁₆	.886	Mirror	.394	.197	M3 x .5	.394	1	100	SUG-42	5.236	4 ⁵⁹ / ₆₄	1.575	Satin	.551	.315	M5 x .8	.433	1	50
SUG-21	3.543	3 ¹ / ₃₂	.906	Mirror	.394	.197	M3 x .5	.394	1	100	SUG-43	6.220	5 ²⁷ / ₃₂	1.969	Mirror	.551	.315	M5 x .8	.433	1	50
SUG-22	3.543	3 ¹ / ₃₂	.906	Satin	.394	.197	M3 x .5	.394	1	100	SUG-44	8.189	7 ⁷ / ₈	1.969	Mirror	.551	.315	M5 x .8	.433	1	50
											SUG-45	10.157	9 ²⁷ / ₃₂	1.969	Mirror	.551	.315	M5 x .8	.433	1	50
											SUG-46	12.126	11 ¹³ / ₁₆	1.969	Mirror	.551	.315	M5 x .8	.433	1	50

Note: Part numbers SUG-7 through SUG-32 are NSF certified and meet the Food Equipment Industry Standards.

HALB Series
Aluminum Bridge Handles
Black
Oval, Internal Threads
Metric

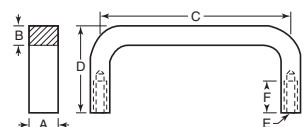


Features:

- Pretapped MS Mounting Holes

Item No.	W		H		T		Thread Size	Pack Qty.	Bulk Pack Qty.
	In	mm	In	mm	In	mm			
HALB100A	3.940	100.0	1.500	38.0	0.630	16.0	M5	1	50
HALB150A	5.910	150.0	1.500	38.0	0.630	16.0	M5	1	50

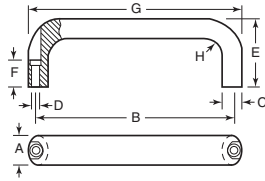
Aluminum, Black Anodized Finish
Rectangular, Internal Threads
Inch



Item No.	A	B	C	D	Thread E	Min. F	Pack Qty.	Bulk Pack Qty.
VPH-3730	1/2	3/16	3	1	10-32	3/16	1	50
VPH-3750	1/2	3/16	4	1 1/2	10-32	3/16	1	50
VPH-3735	1/2	3/16	5	1	10-32	3/16	1	50
VPH-3755	1/2	3/16	6	1 1/2	10-32	3/16	1	50
VPH-810	3/8	1/4	2	1 1/2	8-32	3/16	1	50
VPH-812	3/8	1/4	3	1 1/2	8-32	3/16	1	50
VPH-815	3/8	1/4	4	1 1/2	8-32	3/16	1	50
VPH-817	3/8	1/4	4 1/2	1 1/2	8-32	3/16	1	50
VPH-3025	3/8	1/4	6	1 1/2	8-32	3/16	1	50
VPH-825	3/8	1/4	6	1 1/2	8-32	3/16	1	50
VPH-3030	3/8	1/4	6 1/2	1 1/2	8-32	3/16	1	50
VPH-828	3/8	1/4	8	1 1/2	8-32	3/16	1	50



**Aluminum, Tumbled and Black Plastic Finish
Oval, Counterbored
Inch**

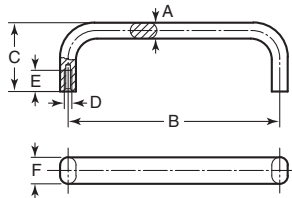


Counterbored so these handles can be fastened from the top using 1/4" or 6.3mm cap screws.

See page 779 for fasteners.

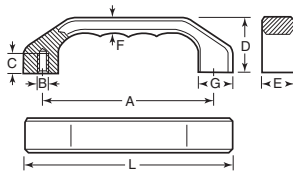
Item No.	A	B	C	D	E	F	G	H	Vertical Lifting Load (lbs.)	Pack Qty.	Bulk Pack Qty.
Aluminum - Tumbled											
WCH-100	1.02	4.57	.67	1/4	2.09	.67	5.12	.67	1349	1	25
WCH-120	1.02	5.20	.67	1/4	2.17	.67	5.75	.67	1012	1	25
WCH-140	1.02	6.46	.67	1/4	2.24	.67	7.01	.67	787	1	25
WCH-160	1.02	7.72	.67	1/4	2.24	.67	8.27	.67	618	1	25
Aluminum - Plastic Coated Black Matte Finish											
WCH-110	1.02	4.57	.67	1/4	2.09	.67	5.12	.67	1349	1	25
WCH-130	1.02	5.20	.67	1/4	2.17	.67	5.75	.67	1012	1	25
WCH-150	1.02	6.46	.67	1/4	2.24	.67	7.01	.67	787	1	25
WCH-170	1.02	7.72	.67	1/4	2.24	.67	8.27	.67	618	1	25

**Aluminum - Black Powder Coated or Clear Anodized
Oval, Bow Shaped, Internal Threads
Metric**



Item No.	A	B	C	Thread D	Min. E	F	Pack Qty.	Bulk Pack Qty.
Black Powder Coated								
KPB-1363	8	55	40	M5 x .8	10	12	1	100
KPB-1364	8	88	40	M5 x .8	10	12	1	100
KPB-1365	8	100	40	M5 x .8	10	12	1	100
KPB-1366	8	120	40	M5 x .8	10	12	1	100
KPB-1367	8	180	40	M5 x .8	10	12	1	100
KPB-1368	8	200	40	M5 x .8	10	12	1	100
KPB-1379	13	100	50	M6 x 1.0	12	20	1	100
KPB-1380	13	112	50	M6 x 1.0	12	20	1	100
KPB-1383	13	160	50	M6 x 1.0	12	20	1	100
KPB-1386	17	128	55	M8 x 1.25	14	26	1	100
KPB-1388	17	180	55	M8 x 1.25	14	26	1	100
Clear Anodized								
KPB-1374	8	120	40	M5 x .8	10	12	1	100
KPB-1392	13	112	50	M6 x 1.0	12	20	1	100
KPB-1394	13	128	50	M6 x 1.0	12	20	1	100
KPB-1395	13	160	50	M6 x 1.0	12	20	1	100
KPB-1400	17	180	55	M8 x 1.25	14	26	1	100
KPB-1402	17	350	55	M8 x 1.25	14	26	1	50

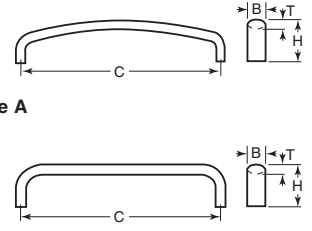
**Aluminum - Black or Clear
Inch**



Similar in design to the handles above, except made from solid aluminum anodized in either clear or black satin finish.

Clear Item No.	Black Item No.	A	L	B	C	D	E	F	G	Pack Qty.	Bulk Pack Qty.
TCH-48	TCH-51	4.72	5.75	M6	.47	1.54	.87	.41	.95	1	50
TCH-54	TCH-57	5.51	6.70	M8	.59	1.77	.98	.47	1.10	1	50
TCH-60	TCH-63	6.23	7.64	M8	.59	2.05	1.10	.53	1.26	1	50

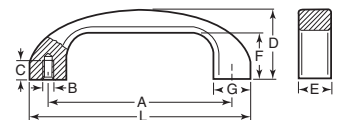

**Stainless Steel - Type 316
Oval, Mirror or Satin Finish
Inch**



These stainless steel pull handles are available in a variety of sizes. They are also ideal for a wide range of applications. Handles are Type 316 stainless, and are available with a mirror or satin finish. Handles are well suited for marine and chemical environments. Supplied with 304 stainless steel mounting screws.

Item No.	C	H	Finish	B	T	Thread		Pack Qty.	Bulk Pack Qty.
						Size	Depth		
Type A									
SUG-49	4	1.26	Mirror	.551	.276	8-32	3/8	1	100
SUG-52	5	1.26	Satin	.551	.276	8-32	3/8	1	100
SUG-54	6	1.26	Satin	.551	.276	8-32	3/8	1	100
SUG-58	4	1.181	Satin	.551	.197	6-32	3/8	1	100
Type B									
SUG-63	3 1/2	1.260	Mirror	.551	.276	8-32	3/8	1	100
SUG-65	4	1.260	Mirror	.551	.276	8-32	3/8	1	100
SUG-66	4	1.260	Satin	.551	.276	8-32	3/8	1	100
SUG-69	6	1.260	Mirror	.551	.276	8-32	3/8	1	100

**Aluminum - Black or Clear
Bow-Handles
Inch**



Made from aluminum and anodized with satin finish. Available in either clear or black colors.

Clear Item No.	Black Item No.	A	L	B	C	D	E	F	G	Pack Qty.	Bulk Pack Qty.
TCH-246	TCH-249	4.72	5.67	M6	.47	1.81	.87	1.22	.95	1	50
TCH-252	TCH-255	5.51	6.61	M8	.59	2.09	.98	1.42	1.10	1	50

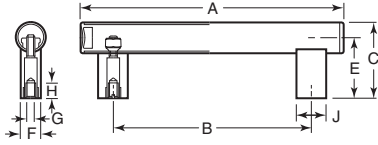


PULL HANDLES

Buy One or Buy Bulk & SAVE



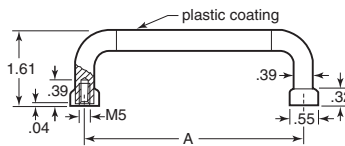
Aluminum Inch



The handle is made from 1.18" aluminum tubing with a polyurethane coat on an epoxy base that is highly resistant to wear, scratches and chemical agents. Metal flake graphite color. The handle supports and end caps are made from plastic and are graphite color. Blind hole mounting.

Item No.	A	+/- .040 B	C	E	F	G	H	J	Pack Qty.	Bulk Pack Qty.
ESP-500	12.40	9.84	2.95	2.36	.71	M8 x 1.25	.59	1.18	1	10
ESP-505	14.37	11.81	2.95	2.36	.71	M8 x 1.25	.59	1.18	1	10
ESP-510	18.31	15.75	2.95	2.36	.71	M8 x 1.25	.59	1.18	1	10
ESP-515	26.18	23.62	2.95	2.36	.71	M8 x 1.25	.59	1.18	1	10

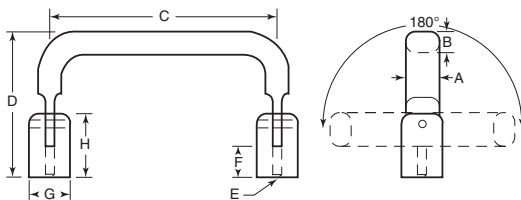
Pull Handles Steel with Plastic Covering Inch



High quality handles for front panels and similar applications. Made from round bar stock with matte gloss chromium plated finish. Smooth plastic covering provides a distinctive look and feel. Includes ferrules for nice clean finish. Fastens with M5 screws.

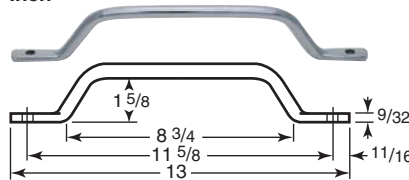
Item No.	A	Pack Qty.	Bulk Pack Qty.	Item No.	A	Pack Qty.	Bulk Pack Qty.
TCH-138	2.17	1	50	TCH-147	7.87	1	50
TCH-141	3.94	1	50	TCH-150	9.84	1	50
TCH-144	5.35	1	50				

Aluminum or 303 / 304 Stainless Steel Folding Oval, Internal Threads, 180°, Free Fall Inch

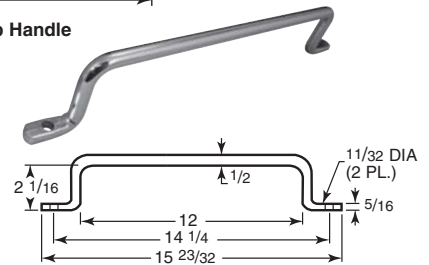


Item No.	A	B	C	D	E	F	G	H	Pack Qty.	Bulk Pack Qty.
Aluminum - Black Anodized Finish										
VPH-1820	5/8	3/32	4	2	10-32	7/16	5/8	1 1/16	1	25
VPH-1840	5/8	3/32	6	2	10-32	7/16	5/8	1 1/16	1	25
303 / 304 Stainless - Passivated, Dull Finish										
VPH-1920	5/8	3/32	4	2	10-32	7/16	5/8	1 1/16	1	25
VPH-1940	5/8	3/32	6	2	10-32	7/16	5/8	1 1/16	1	25

Chrome Plated 1/2" Diameter Rod Inch



Small Grab Handle

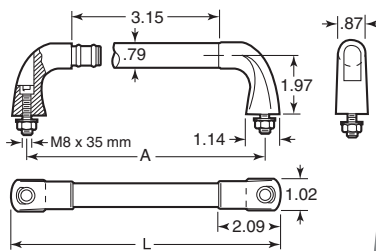


Long Grab Handle

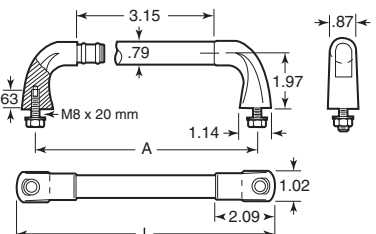
Item No.	Description	Pack Qty.	Bulk Pack Qty.
HH-102	Small Chrome Grab Handle	1	100
HH-103	Long Chrome Grab Handle	1	100



Stainless Steel - Type 316 Tubular Handles .79" Tubing Bar Handle Inch



Type A



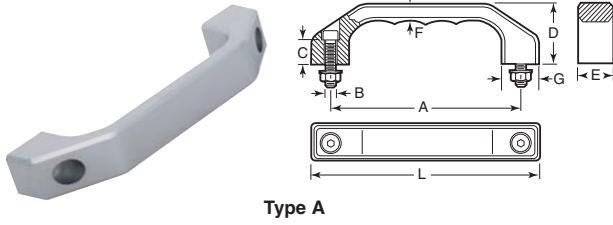
Type B

These high quality handles can be fastened from the front or back. The solid shanks are made from precision cast 316 type stainless and electropolished for a dull bright finish. The .093" thick stainless tubes are made from 302 type stainless and electroplated to a semi-matte finish. The shanks have two O-rings to hold and seal the tubing. Type A fastens from the front of the handle and includes M8 x 35mm socket head cap screws, nuts and washers. Type B fastens from the back of the handle and includes M8 x 20mm hex bolts and washers.

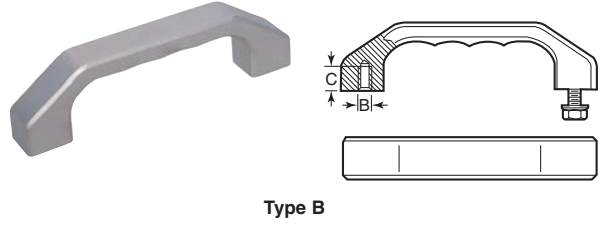
Type A Item No.	Type B Item No.	A	L	Pack Qty.	Bulk Pack Qty.
TCH-165	TCH-174	7.87	8.90	1	10
TCH-171	TCH-180	13.78	14.80	1	10



**Stainless Steel - Type 304
Inch**



Type A

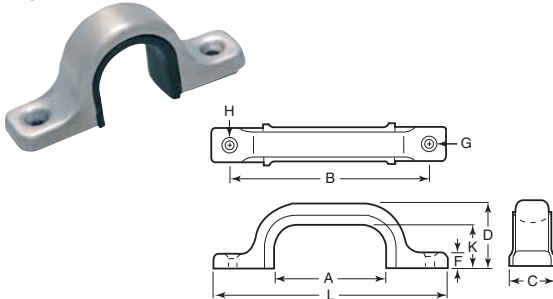


Type B

Made from 304 stainless casting. The surface is blasted and electroplated with a semi-matte finish. Type A has through holes for front mounting and is supplied with stainless socket screws, washers and nuts. Type B has blind holes and is supplied with stainless hex head screws and washers.

Item No.	A	L	B	C	D	E	F	G	Pack Qty.	Bulk Pack Qty.
Type A										
TCH-36	5.51	6.69	M8 x 30	.59	1.77	.98	.47	1.10	1	10
TCH-39	7.09	8.58	M10 x 40	.71	2.28	1.26	.59	1.42	1	10
Type B										
TCH-42	5.51	6.69	M8 x 18	.59	1.77	.98	.47	1.10	1	10
TCH-45	7.09	8.58	M10 x 20	.71	2.28	1.26	.59	1.42	1	10

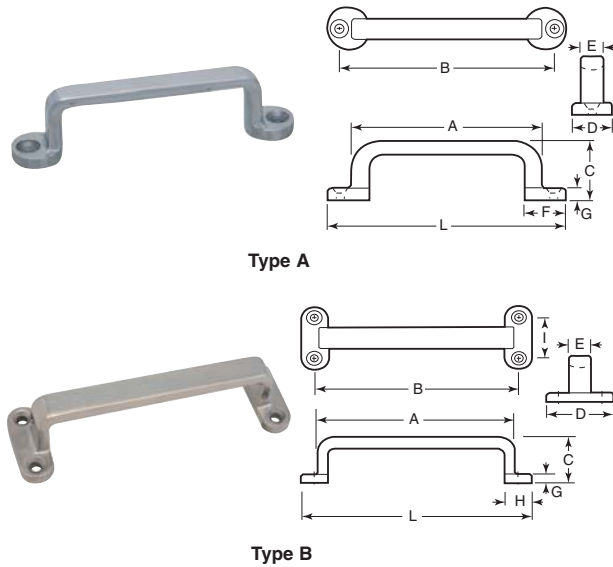
**Stainless Steel - Type 304
With Rubber Grips
Inch**



Handle has rubber grip for improved handling. Supplied with stainless steel screws.

Mirror	Satin											Screw Size	Pack Qty.	Bulk Pack Qty.
Item No.	Item No.	L	A	B	C	D	F	G	H	K				
SUG-79	SUG-80	2.756	.787	2 1/8	.669	1.102	.217	.130	.260	.827	3.1 x 16	1	100	
SUG-81	SUG-82	4.724	2.244	4 3/8	.748	1.260	.256	.150	.299	.827	3.5 x 20	1	100	
SUG-83	SUG-84	6.299	3.465	5 3/8	.866	1.476	.295	.161	.319	.906	4.1 x 25	1	100	

**Stainless Steel - Type 304
Inch**



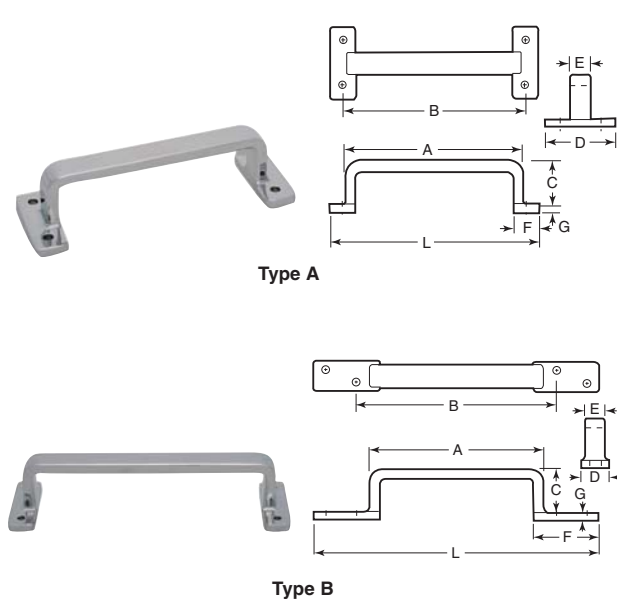
Type A

Type B

Handles are NSF certified and meet the Food Equipment Industry Standard. Mirror finish. Supplied with stainless steel mounting screws.

Item No.	Type	L	A	B	C	D	E	F	G	H	I	Pack Qty.	Bulk Pack Qty.
SUG-85	A	2.559	1.890	2 1/4	.630	.512	.276	—	.138	.512	—	1	100
SUG-86	A	3.150	2.520	2 5/8	.787	.551	.315	—	.157	.551	—	1	100
SUG-87	A	3.937	2.953	3 1/2	.984	.709	.394	—	.197	.709	—	1	50
SUG-88	B	4.724	4.016	4 1/4	1.063	1.417	.472	.551	.197	—	.944	1	50
SUG-89	B	5.906	4.961	5 1/8	1.299	1.772	.591	.709	.236	—	1.181	1	25

**Stainless Steel - Type 316
Inch**



Type A

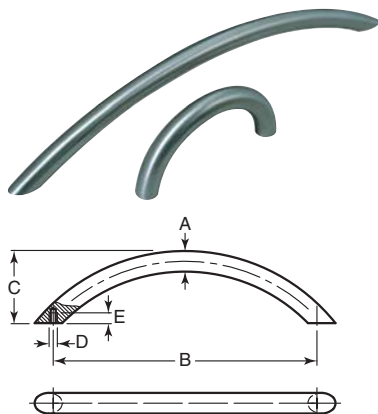
Type B

Handles are NSF certified, and meet the Food Industry Standard. Mirror finish. Supplied with stainless steel mounting screws.

Item No.	Type	L	A	B	C	D	E	F	G	Pack Qty.	Bulk Pack Qty.
SUG-90	A	7.874	6.693	6 5/8	1.969	2.756	.866	.984	.315	1	10
SUG-91	A	11.024	9.843	9 3/8	2.441	3.150	1.024	1.063	.394	1	10
SUG-92	B	11.031	6.693	7 3/8	1.969	1.181	.866	2.559	.315	1	10



Stainless Steel - Type 303
Arched
Tapped Type
Metric



Modern designed handle particularly suitable in the food, chemical or pharmaceutical industry.

Item No.	A	B	C	D	E Min.	Pack Qty.	Bulk Pack Qty.
WCH-600	10	64	35	M4 x 0.7	5	1	25
WCH-605	10	96	35	M4 x 0.7	5	1	25
WCH-610	10	128	35	M4 x 0.7	5	1	25
WCH-615	10	160	35	M4 x 0.7	5	1	25
WCH-620	10	192	35	M4 x 0.7	5	1	25

Solid Brass
Cabinet Hardware Pull Handles
Inch



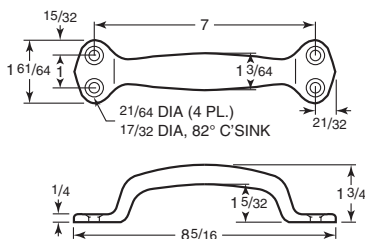
Has 8-32 mounting holes and is supplied with 1" long screw.

Item No.	Finish	Centers	Length	Width	Height	Pack Qty.	Bulk Pack Qty.
AN-121	Brushed Dull Chrome	3 1/2	3 13/16	5/16	1 1/4	1	100

Stainless Steel - Type 303 and 304
Cabinet Hardware
Inch



Black Die Cast
Grab Handle
Inch



Die cast with black powder coat.

Item No.	Description	Pack Qty.	Bulk Pack Qty.
HH-101	Black Die Cast Grab Handle	1	100

Die Cast Zinc
Cabinet Hardware Pull Handles
Inch



Style A



Style B



Style D

Has 8-32 mounting holes and is supplied with 1" long screw.

Item No.	Style	Finish	Centers	Length	Width	Height	Pack Qty.	Bulk Pack Qty.
AN-101	A	Bright Brass	2 3/4	3 1/16	3/4	1 5/16	1	100
AN-104	B	Bright Chrome	3	4	7/16	3/4	1	100
AN-106	D	Brushed Dull Chrome	4	4 1/16	1 1/2	3/4	1	100

Made of high quality Type 303 and 304 solid stainless steel. The vertical posts are 10mm in diameter. The horizontal bar is 12mm in diameter. Has 8-32 mounting holes and is supplied with 1" long screws.

Item No.	Hole Centers		Overall Length		Pack Qty.	Bulk Pack Qty.
	Inch	mm	Inch	mm		
AN-191	3.78	96	6.14	156	1	50
AN-192	7.56	192	9.84	250	1	50
AN-195	16.38	416	19.53	496	1	50
AN-199	30.24	768	33.39	848	1	50



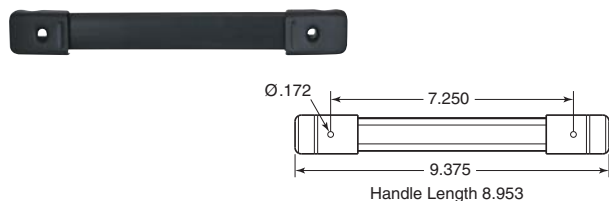
**Black Plastic
Chest, Box and Drawer Handles
Toolbox Handles
Inch**



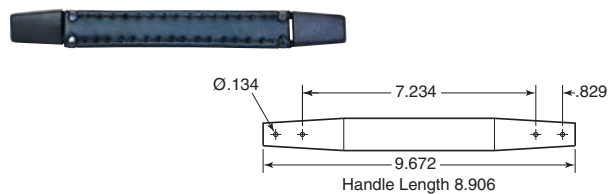
Toolbox handle is black injection molded polyethylene with nickel plated steel cleats.

Item No.	Description	Pack Qty.	Bulk Pack Qty.
AHC-5	Plastic Toolbox	1	50

**Vinyl
Chest, Box and Drawer Handles
Flat Handles
Inch**



General Purpose



Heavy Duty

AHC-2 is a general purpose vinyl handle with wide spring steel insert. AHC-1 is a heavy duty flat handle that has live rubber wrapped around spring steel inserts. Covered with black imitation leather and stitched. Hardware on both handles is black epoxy coat.

Item No.	Description	Pack Qty.	Bulk Pack Qty.
AHC-2	General Purpose Flat	1	50
AHC-1	Heavy Duty Flat	1	50

**DWP Series
Drawer Pulls
Black
Nylon or ABS**



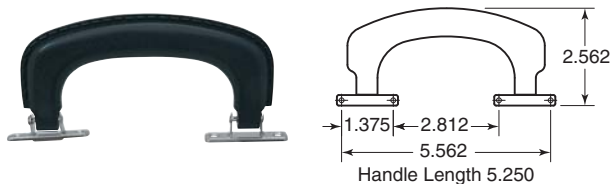
Style 1

Style 2

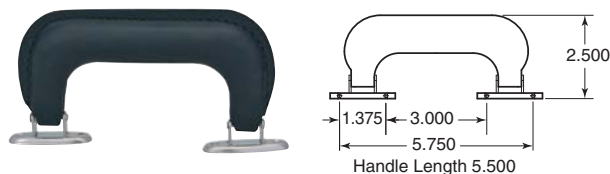
Style 3

Style 4

**Black Polyethylene
Chest, Box and Drawer Handles
Luggage Style Handles
Inch**



General Purpose

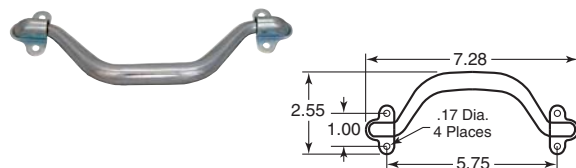


Heavy Duty

AHC-4 luggage style handle is black molded virgin polyethylene with leather-like appearance. AHC-3 heavy duty luggage style handle is all steel shell covered with black imitation leather and stitched. Hardware on both handles is rugged two piece construction nickel plated.

Item No.	Description	Pack Qty.	Bulk Pack Qty.
AHC-4	General Purpose Luggage-Style	1	50
AHC-3	Heavy Duty Luggage-Style	1	50

**Steel
Toolbox Handle
Inch**



Rugged steel, formed construction offering a very economical 180 degree swing handle for small box applications. Steel with zinc finish.

Item No.	Description	Pack Qty.	Bulk Pack Qty.
NSH-225	Steel Tool Box Handle	1	25

Item No.	Style	Distance Between Holes		Material	Color	Pack Qty.	Bulk Pack Qty.
		In	mm				
DWP1100A	1	4.000	101.6	Nylon	Black	1	1300
DWP1200A	2	4.000	101.6	ABS	Black	1	400
DWP1300A	3	4.000	101.6	ABS	Black	1	400
DWP1400A	4	3.750	95.3	ABS	Black	1	442
DWP1400E	4	3.750	95.3	ABS	Grey	1	442



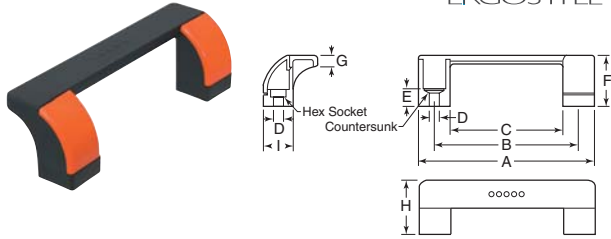
PULL HANDLES

Made of glass fiber reinforced plastic with black matte finish. Has a removable orange safety cover to protect fingers. Safety covers available separately below in other colors. Available in two thru hole mounting options for hex head socket screws or countersunk screws.

Black Plastic Handle with Orange Safety Covers Wing Style Inch



ERGOSTYLE®



Item No.	Mounting	A	+/- .020 B	C	D	E	F	G	H	I	Pack Qty.	Bulk Pack Qty.
ESP-355	HH Socket	4.49	3.68	2.91	.26	.43	1.30	.28	1.38	.75	1	100
ESP-360	Countersunk	4.49	3.68	2.91	.26	.43	1.30	.28	1.38	.75	1	100

Black or Yellow Plastic Guard Handles and Accessories Safety Covers Inch

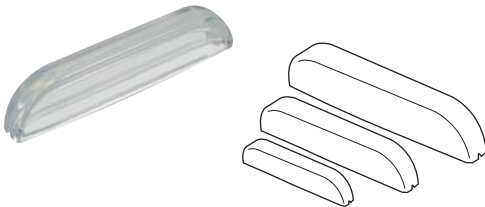


ERGOSTYLE®



Item No.	Color	Pack Qty.	Bulk Pack Qty.
ESP-356	Black	1	100
ESP-358	Yellow	1	100

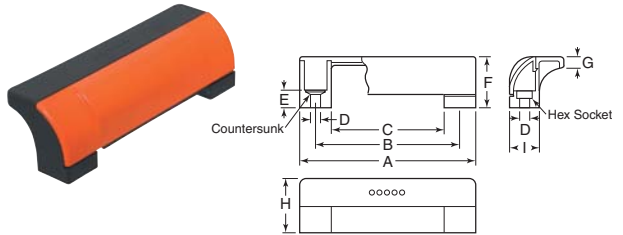
Clear Acrylic Inch



Black Plastic Guard Handles and Accessories Safety Style Inch



ERGOSTYLE®



Item No.	Mounting	A	+/- .020 B	C	D	E	F	G	H	I	Pack Qty.	Bulk Pack Qty.
ESP-345	HH Socket	4.49	3.68	2.91	.26	.43	1.30	.28	1.38	.75	1	100
ESP-350	Countersunk	4.49	3.68	2.91	.26	.43	1.30	.28	1.38	.75	1	100

Black or Yellow Plastic Guard Handles and Accessories Safety Covers Inch



ERGOSTYLE®



Item No.	Color	Pack Qty.	Bulk Pack Qty.
ESP-346	Black	1	100
ESP-348	Yellow	1	100

Can be used as pulls, handles, knobs or feet. Transparent. Solvent cementable.

Item No.	Length	Height	Pack Qty.	Bulk Pack Qty.
CR-5	2	3/8	1	250
CR-6	2 3/4	7/16	1	250
CR-7	3 1/2	1/2	1	250

MACHINE SCREWS

Pages 779 - 781

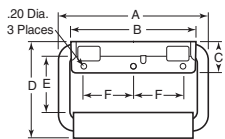


**Stainless Steel
1/2 Plate Style Handle
Inch**



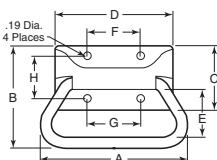
Type A Type B

Reduced mounting plate area with three mounting holes for quick attachments. 90 degree stop. Stainless steel spring return and rubber grip. All components of NSH-120 are stainless steel, except the rubber grip.



Item No.	Type	A	B	C	D	E	F	Finish	Pack Qty.	Bulk Pack Qty.
NSH-100	A	5.12	4.20	1.09	3.09	1.70	1.69	Zinc	1	25
NSH-110	A	5.12	4.20	1.09	3.09	1.70	1.69	Black	1	25
NSH-120	A	5.12	4.20	1.09	3.09	1.70	1.69	Stainless	1	25
NSH-200	B	5.12	4.50	1.19	3.20	1.90	1.69	Zinc	1	25

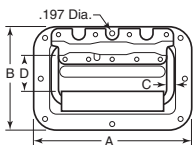
**Steel
Chest
Inch**



An economical handle that can lift up to 400 lbs. It has a 90 degree stop, no spring return. Made of steel.

Item No.	A	B	C	D	E	F	G	H	Finish	Pack Qty.	Bulk Pack Qty.
NSH-50	4.10	2.90	1.76	3.37	1.42	1.53	1.53	1.189	Zinc	1	25
NSH-60	4.10	2.90	1.76	3.37	1.42	1.53	1.53	1.189	Black	1	25
NSH-220	4.43	3.00	2.52	4.00	2.27	3.00	3.00	1.75	Zinc	1	25

**Recessed Dished Style Handle
Steel
Inch**

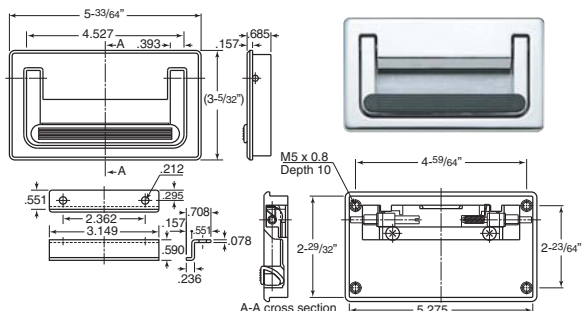


Provides compact flush mounting on containers and other enclosures. The handle includes a 90 degree stop for

lifting heavy loads and a durable stainless steel spring to assure that the handle bail returns to the recessed position when released. NSH-10 and NSH-20 mount into a 3.10" x 5.20" rectangular opening. NSH-30 and NSH-40 mount into 3.90" x 5.7". Dish and bail are made of steel.

Item No.	A	B	C	D	Finish	Pack Qty.	Bulk Pack Qty.
NSH-10	6 1/8	4	1/4	1 13/16	Zinc	1	25
NSH-20	6 1/8	4	1/4	1 13/16	Black	1	25
NSH-30	7	5	7/16	2 1/16	Zinc	1	25
NSH-40	7	5	7/16	2 1/16	Black	1	25

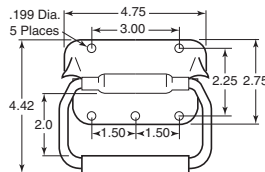
**Recessed
Zinc Alloy / Synthetic Rubber
Chrome Finish**



This spring loaded trunk handle is strong (66 lbs. load capacity). Body and handle are zinc alloy with chrome finish, grip is synthetic rubber. Spring, screw and bracket are steel with yellow zinc chromate finish. Durable construction. Rubber pad on handle for good grip.

Item No.	Max. Dead Load (lbs)	Pack Qty.	Bulk Pack Qty.
SUG-529	66	1	20

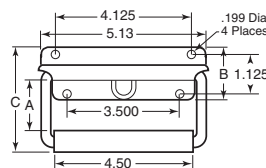
**Steel with Zinc Plated Finish
Heavy Duty Style Handle
Inch**



The rugged design makes these handles the mainstay on military containers and other applications where strength and durability are a must. It has a 90 degree stop and stainless steel spring return. A special aluminum sleeve located between the rubber grip and the bail assures the grip will not ride up on the bail during lifting. Made of steel with zinc plated finish.

Item No.	Description	Pack Qty.	Bulk Pack Qty.
NSH-70	Heavy Duty Spring Return	1	25

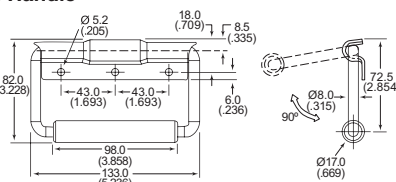
**Steel and Stainless
Chest, Box and Drawer Handles
Rectangular Bail Style Handle
Inch**



The rectangular bail gives this handle a clean appearance. 90 degree stop. All have a stainless steel double torsion spring for reliable return of the handle and a rubber grip. Steel models have a zinc plated steel bail and mounting plate. Stainless models have stainless bail and mounting plate.

Item No.	Type	A	B	C	Pack Qty.	Bulk Pack Qty.
NSH-130	Steel	1.50	1.56	3.25	1	25
NSH-140	Stainless	1.50	1.65	3.25	1	25
NSH-150	Steel	2.38	1.56	4.10	1	25
NSH-160	Stainless	2.38	1.65	4.10	1	25

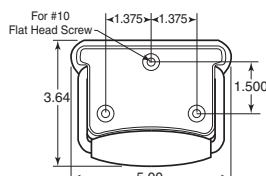
**HSL Series
Spring Loaded Hinged Handle
Chrome Plated Steel**



- Features:
- Rubber grip on handle
 - Spring loaded to keep flush

Item No.	Pack Qty.	Bulk Pack Qty.
HSL100A	1	5

**Steel with Zinc Plated Finish
Chest, Box and Drawer Handles
Barrel Grip Style Handle
Inch**



Bail stops at 90 degree when lifting and has two return springs to assure that the bail returns to the recessed position. Made from steel with zinc plated finish.

Item No.	Description	Pack Qty.	Bulk Pack Qty.
NSH-170	Barrel Grip Handles	1	25



Aluminum Angle Handles with Hand Grip Inch

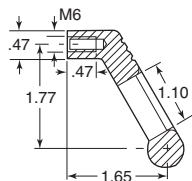
Rohde



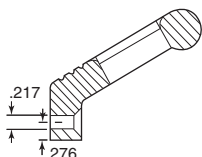
Clear



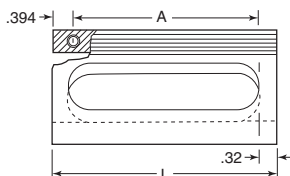
Black



Type A



Type B


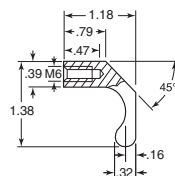



Made from profile aluminum ridges on the handle. Provide a distinctive look and feel. Type A has an internal M6 thread. Type B has a through hole M5 counter sunk screw for lateral assembly. Available in either clear or black anodized finish.

Clear Item No.	Black Item No.	A	L	Pack Qty.	Bulk Pack Qty.
Type A					
TCH-114	TCH-117	3.39	4.17	1	50
TCH-120	TCH-123	4.72	5.51	1	50
Type B					
TCH-126	TCH-129	3.39	4.17	1	50
TCH-132	TCH-135	4.72	5.51	1	50

Stainless Steel Ledge and Angle Pulls L-Handles Inch

Rohde

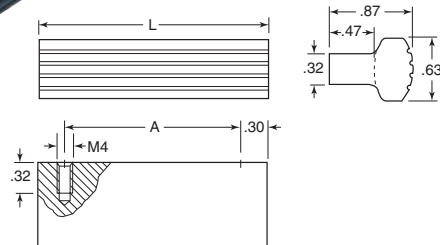


Made from Type 316 stainless steel. They have been blasted and electro polished with a semi-matte finish. Fastens with M6 screws.

Item No.	A	L	Pack Qty.	Bulk Pack Qty.
TCH-66	2.36	3.15	1	25
TCH-69	3.15	3.94	1	25

Aluminum T-Handle Inch

Rohde



Vibropolished and anodized to a matte finish. Ridges on the handle provide a distinctive look and feel. Fastens with M4 screws.

Clear Item No.	Black Item No.	A	L	Pack Qty.	Bulk Pack Qty.
TCH-78	TCH-81	1.18	1.77	1	50
TCH-84	TCH-87	2.76	3.35	1	50
TCH-90	TCH-93	4.13	4.72	1	50

Aluminum Ledge Handle Inch

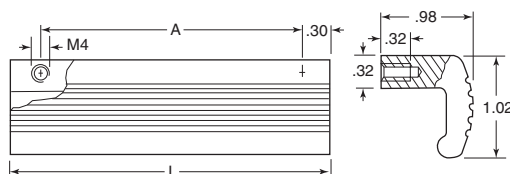
Rohde



Clear



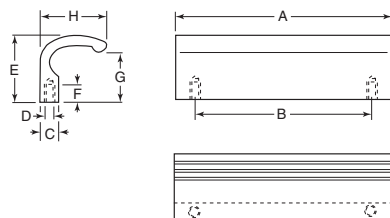
Black



Vibropolished and anodized to a matte finish. Ridges on the handle provide a distinctive look and feel. Fastens with M4 screw.

Clear Item No.	Black Item No.	A	L	Pack Qty.	Bulk Pack Qty.
TCH-102	TCH-105	2.76	3.35	1	50
TCH-108	TCH-111	4.13	4.72	1	50

Black Coated Aluminum Blind Hole Inch

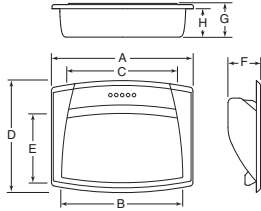



Item No.	A	B	C	D	E	F	G	H	Pack Qty.	Bulk Pack Qty.
WGH-1	4.33	3.54	.37	M6 x 1.0	1.26	.35	.94	1.30	1	25
WGH-2	4.92	4.13	.37	M6 x 1.0	1.26	.35	.94	1.30	1	25
WGH-3	5.51	4.72	.37	M6 x 1.0	1.26	.35	.94	1.30	1	25

PULL HANDLES



Black Plastic Recessed Flush Mount Inch



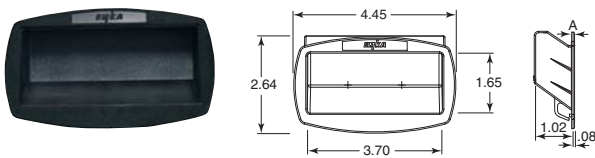
This special compact shape and the rounded lines offer a modern design. Made of glass fiber reinforced polyamide based technopolymer. Mounting choices are snap mounting or by two screws.

Available Colors: Black Orange Grey Yellow Blue Red

A	B	C	D	E	F	G	H
4.72	4.06	3.70	3.74	2.28	1.04	1.12	.94

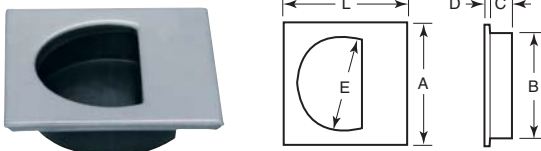
Item No.	Description	Pack Qty.	Bulk Pack Qty.
ESP-700	Flush Pull Handle Snap Mount	1	100
ESP-701	Screw Mounted Flush Pull Handle Black	1	100
ESP-702	Screw Mounted Flush Pull Handle Orange	1	100
ESP-703	Screw Mounted Flush Pull Handle Gray	1	100
ESP-704	Screw Mounted Flush Pull Handle Yellow	1	100
ESP-705	Screw Mounted Flush Pull Handle Blue	1	100
ESP-706	Screw Mounted Flush Pull Handle Red	1	100
ESP-707	Screw Mounted Flush Pull Handle With Flap Black	1	100
ESP-708	Screw Mounted Flush Pull Handle With Flap Orange	1	100
ESP-709	Screw Mounted Flush Pull Handle With Flap Gray	1	100
ESP-710	Screw Mounted Flush Pull Handle With Flap Yellow	1	100
ESP-711	Screw Mounted Flush Pull Handle With Flap Blue	1	100
ESP-712	Screw Mounted Flush Pull Handle With Flap Red	1	100

Flush Mount Recessed Black Inch



Item No.	Description	A	Pack Qty.	Bulk Pack Qty.
ELH-1144	Drawer Pull	.05 - .06	1	25
ELH-1145	Drawer Pull	.07 - .09	1	25

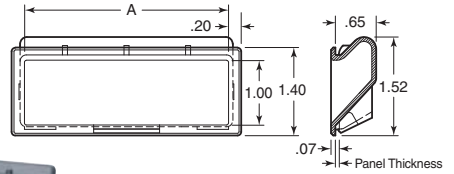
Stainless Steel - Type 304 Recessed Half Moon Inch



Recessed style is low profile. There are no protruding pieces to get work pieces, etc., caught on. Made from Type 304 stainless steel. Satin finish. Pull handles are NSF certified to meet the Food Equipment Industry Standard.

Item No.	L	A	B (Dia.)	C	D	E	Pack Qty.	Bulk Pack Qty.
SUG-99	1 ⁷ / ₆₄	1.732	1.382	.386	.087	1.220	1	100
SUG-102	2 ¹ / ₄	2.244	1.913	.406	.087	1.732	1	100

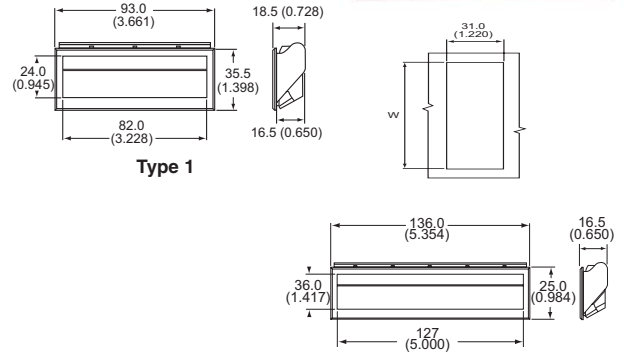
Black ABS Recessed Flush Mount Inch



For lifting or pulling. Snap-in design for fast efficient installation. One piece design in ABS low gloss black.

Item No.	Southco	Panel Thickness	A	Installation Hole .06 Radius Corners Length	Width	Pack Qty.	Bulk Pack Qty.
SC-1241	P2-41	.040 to .055	3.25	3.45	1.21	1	100
SC-1242	P2-42	.055 to .070	3.25	3.45	1.21	1	100
SC-1243	P2-43	.070 to .085	3.25	3.45	1.21	1	100
SC-1244	P2-44	.085 to .100	3.25	3.45	1.21	1	100
SC-1251	P2-51	.040 to .055	5.00	5.20	1.21	1	100
SC-1252	P2-52	.055 to .070	5.00	5.20	1.21	1	100
SC-1253	P2-53	.070 to .085	5.00	5.20	1.21	1	100
SC-1254	P2-54	.085 to .100	5.00	5.20	1.21	1	100

Black ABS HFP Series Flush Pull Handle Inch




Features:

- Fits panel thicknesses from 1.00 - 2.50 mm (0.040" - 0.100")

Item No.	Type	W In	W mm	Pack Qty.	Bulk Pack Qty.
493584	1	3	88.0	1	20
493585	2	5	135.0	1	20

Stainless Steel Recessed Rectangular Inch

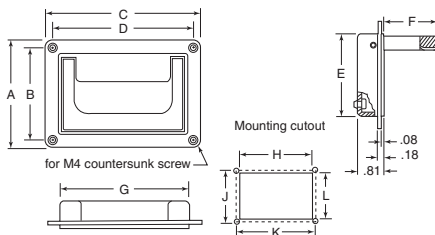


Recessed style is low profile. There are no protruding pieces to get work pieces, etc., caught on. Made from Type 304 stainless steel, with a satin finish. Pull handles are NSF certified to meet the Food Equipment Industry Standard.

Item No.	L	A	B	C	D	E	Pack Qty.	Bulk Pack Qty.
SUG-97	2 ⁵ / ₆₄	1.417	2.795	1.213	.610	.276	1	100
SUG-98	4 ¹ / ₈	1.575	3.898	1.280	.610	.295	1	100



Aluminum Recessed Collapsible Tray Handles Inch

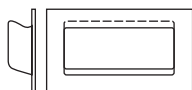


Rohde

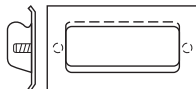
These contemporary tray handles can be used where durability and appearance are important. Mountable in front or behind the housing wall with the same cutout. The handle is spring loaded to retract when not in use.

Item No.	Cut Out												Pack Qty.	Bulk Pack Qty.
	A	B	C	D	E	F	G	H	J	K	L			
TCH-153	3.58	3.11	5.12	4.64	2.72	1.89	4.29	4.33	3.11	4.65	2.78	1	50	
TCH-159	3.15	1.97	7.80	7.24	2.84	2.00	6.69	6.73	1.97	7.24	2.87	1	50	

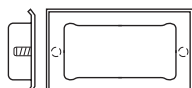
Steel and Stainless Recessed Flush Door or Drawer Pulls Inch



HG-92, 98



HG-93, 99

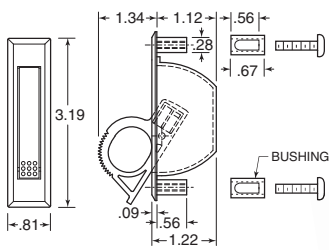


HG-97

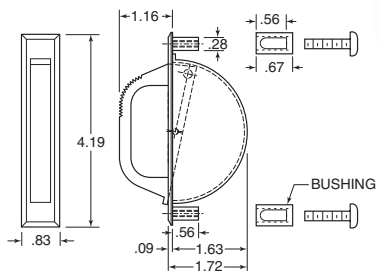
Flush pulls are available with either mounting studs or plain for spot welding. Steel is barrel zinc with clear chromate finish. Stainless steel has a brushed satin finish top side only.

w/ Studs		w/o Studs		Stud Center to Center	Plate Size	Pack Qty.	Bulk Pack Qty.
Item No.	Item No.	Thread	Thread				
Steel							
HG-93	HG-92	10-32	4	4.75 x 2.42	1	100	
Stainless							
HG-99	HG-98	10-32	4	4.75 x 2.42	1	100	
HG-97	—	10-32	4	4.75 x 2.42	1	100	

Black Plastic Recessed Pull Handles Concealed Pulls Inch



SC-670



SC-675

A pull when you need it, a flush surface when you don't. Completely enclosed housing. Black non-corrosive plastic materials, stainless steel screws and pin. Bushings and M4.2 x 1.4 screws supplied. Maximum panel thickness .25" with screws supplied.

Item No.	Southco	Installation Hole Size	Pack Qty.	Bulk Pack Qty.
SC-670	67-10	3.00 x .62	1	100
SC-675	67-25	3.94 x .62	1	100

Stainless Steel - Type 304 Recessed Flush Drawer Pull Inch



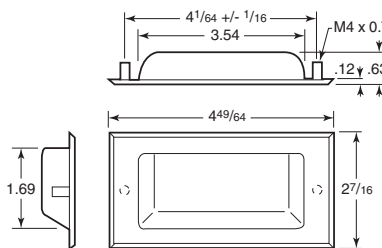
Flush Pull Handle with Male Studs



Flush Pull Handle with Female Studs



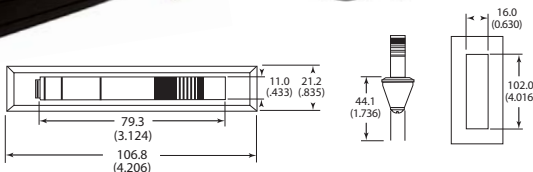
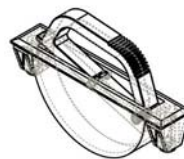
Weld On Flush Pull Handle



Stainless flush pulls are available with either male or female threaded mounting studs, or as a weld on mount. All are 304 stainless with a satin finish.

Item No.	Screw Size	Description	Pack Qty.	Bulk Pack Qty.
SUG-94	10-32	Flush Pull Handle with Male Studs	1	100
SUG-95	M4 x 25	Flush Pull Handle with Female Studs	1	100
SUG-96	—	Weld On Flush Pull Handle	1	100

HSCP Series Surface Mount Concealed Pull Handle Black Powder Coated Metal Handle Black Polyoxymethylene Body



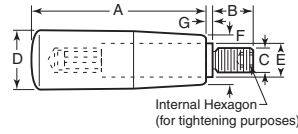
Features:

- Supplied with screws
- Maximum hinge rotation of 168°

Item No.	Pack Qty.	Bulk Pack Qty.
HSCP100A	1	20



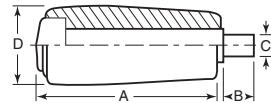
Black Phenolic or Thermoplastic Revolving - Internal Hex Inch and Metric



Available with black phenolic or thermoplastic handle. Threaded shaft is zinc plated steel.

Phenolic	Thermoplastic								Pack Qty.	Bulk Pack Qty.
Item No.	Item No.	A	B	C	D	E	F	G		
Inch										
WPH-30	WPH-5	1.57	.47	1/4-20	.71	.39	.59	.10	1	25
WPH-35	WPH-10	1.97	.51	1/4-20	.83	.39	.67	.10	1	25
WPH-40	WPH-15	2.56	.55	5/16-18	.91	.51	.75	.10	1	25
WPH-45	WPH-20	3.15	.63	3/8-16	1.02	.51	.83	.10	1	25
WPH-50	WPH-25	3.54	.63	3/8-16	1.10	.51	.87	.10	1	25
WPH-55	—	4.02	.78	1/2-13	1.22	.55	.98	.10	1	25
Metric										
WPH-110	—	1.10	.39	M6 x 1	.55	.31	.43	.02	1	25
WPH-115	WPH-60	1.57	.47	M6 x 1	.71	.39	.59	.10	1	25
WPH-120	—	1.97	.51	M6 x 1	.83	.39	.67	.10	1	25
WPH-125	WPH-70	1.97	.51	M8 x 1.25	.83	.39	.67	.10	1	25
WPH-130	—	2.20	.51	M6 x 1	.87	.39	.71	.10	1	25
WPH-135	—	2.20	.51	M8 x 1.25	.87	.39	.71	.10	1	25
WPH-140	—	2.56	.55	M8 x 1.25	.91	.51	.75	.10	1	25
WPH-145	—	2.56	.55	M10 x 1.5	.91	.51	.75	.10	1	25
WPH-150	—	3.15	.63	M8 x 1.25	1.02	.51	.83	.10	1	25
WPH-155	—	3.15	.63	M10 x 1.5	1.02	.51	.83	.10	1	25
WPH-160	WPH-105	3.54	.63	M10 x 1.5	1.10	.51	.87	.10	1	25
WPH-165	—	4.02	.79	M12 x 1.75	1.22	.55	.98	.10	1	25

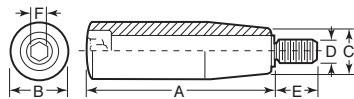
Black Plastic Revolving - Press Fit Inch



Revolves freely, no lubrication needed. Black oxide finish on steel shaft.

Item No.	A	B	C	D	Pack Qty.	Bulk Pack Qty.
KHP-5	1.58	.49	.2510	.72	1	25
KHP-10	1.97	.49	.2510	.83	1	25
KHP-15	2.56	.69	.3135	.91	1	25
KHP-20	3.16	.85	.3760	1.03	1	25
KHP-25	3.55	.79	.5010	1.11	1	25

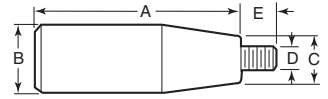
Black Plastic Revolving - Internal Hex Inch



Made of black plastic. The steel shank has a matte chrome finish with a hex head for installation

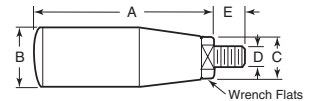
Item No.	A	B	C	D	E	F	Pack Qty.	Bulk Pack Qty.
KHP-50	1.57	.71	.59	1/4-20	.51	5/32	1	25
KHP-55	1.97	.83	.67	5/16-18	.59	3/16	1	25
KHP-60	2.56	.91	.75	5/16-18	.67	1/4	1	25
KHP-65	3.15	1.02	.83	3/8-16	.71	1/4	1	25
KHP-70	3.54	1.10	.87	3/8-16	.71	3/16	1	25

Black Plastic Revolving - Internal Hex Inch



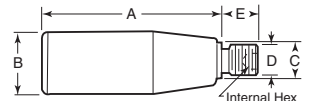
Item No.	A	B	C	D	E	Pack Qty.	Bulk Pack Qty.
JCL-755	1.57	.71	.59	10-32	.39	1	10
JCL-760	1.57	.71	.59	1/4-20	.51	1	10
JCL-765	1.97	.79	.51	1/4-20	.51	1	10
JCL-770	1.97	.79	.51	5/16-18	.51	1	10
JCL-775	2.36	.91	.67	1/4-20	.51	1	10
JCL-780	2.36	.91	.67	5/16-18	.51	1	10
JCL-785	2.76	.98	.71	5/16-18	.51	1	10
JCL-790	3.15	1.06	.79	5/16-18	.51	1	10
JCL-795	3.15	1.06	.79	3/8-16	.63	1	10
JCL-800	3.54	1.14	.83	3/8-16	.63	1	10
JCL-805	3.54	1.14	.83	1/2-13	.79	1	10

Black Thermoplastic Revolving - Wrench Flats Inch and Metric



Item No.	A	B	C	D	E	Pack Qty.	Bulk Pack Qty.
Inch							
JCL-810	2.17	.79	.47	1/4-20	.51	1	10
JCL-815	2.64	.91	.71	5/16-18	.51	1	10
JCL-820	3.03	.98	.71	5/16-18	.51	1	10
JCL-825	3.03	.98	.71	3/8-16	.63	1	10
JCL-830	3.43	1.06	.79	3/8-16	.63	1	10
JCL-835	3.43	1.06	.79	1/2-13	.79	1	10
JCL-840	3.82	1.14	.79	3/8-16	.63	1	10
JCL-845	3.82	1.14	.79	1/2-13	.79	1	10
Metric							
JCL-850	55	20	12	M6 x 1	12	1	10
JCL-855	67	23	18	M8 x 1.25	15	1	10
JCL-860	77	25	18	M8 x 1.25	15	1	10
JCL-865	77	25	18	M10 x 1.5	15	1	10
JCL-870	87	27	20	M10 x 1.5	15	1	10
JCL-875	87	27	20	M12 x 1.75	15	1	10
JCL-880	97	29	20	M10 x 1.5	15	1	10
JCL-885	97	29	20	M12 x 1.75	15	1	10

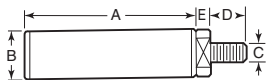
Black Thermoplastic Revolving - Internal Hex Inch and Metric



Item No.	A	B	C	D	E	Hex mm	Pack Qty.	Bulk Pack Qty.
Inch								
JCL-975	2.05	.79	.43	1/4-20	.51	3	1	10
JCL-980	2.44	.91	.55	1/4-20	.51	4	1	10
JCL-985	2.44	.91	.55	5/16-18	.51	4	1	10
JCL-990	2.83	.98	.55	5/16-18	.51	4.5	1	10
JCL-995	2.83	.98	.55	3/8-16	.63	4.5	1	10
JCL-1000	3.23	1.02	.55	3/8-16	.63	5	1	10
JCL-1005	3.23	1.02	.55	1/2-13	.79	5	1	10
JCL-1010	3.62	1.10	.55	3/8-16	.63	6	1	10
JCL-1015	3.62	1.10	.55	1/2-13	.79	6	1	10
Metric								
JCL-930	52	20	11	M6 x 1	12	3	1	10
JCL-935	62	23	14	M6 x 1	15	4	1	10
JCL-940	62	23	14	M8 x 1.25	15	4	1	10
JCL-945	72	25	14	M8 x 1.25	15	4.5	1	10
JCL-950	72	25	14	M10 x 1.5	15	4.5	1	10
JCL-955	82	26	14	M10 x 1.5	15	5	1	10
JCL-960	82	26	14	M12 x 1.75	15	5	1	10
JCL-965	92	28	14	M10 x 1.5	15	6	1	10
JCL-970	92	28	14	M12 x 1.75	15	6	1	10

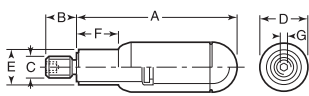


**Black Thermoplastic
Revolving and Folding - Straight
Inch and Metric**



Item No.	A	B	C	D	E	Pack Qty.	Bulk Pack Qty.
Inch							
JCL-920	3.23	.98	3/16	.34	.29	1	10
JCL-925	3.54	.98	3/16	.34	.29	1	10
Metric							
JCL-900	82	25	M10 x 1.5	17	7.5	1	10
JCL-905	90	25	M10 x 1.5	17	7.5	1	10

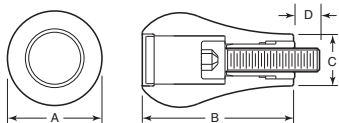
**Black Plastic
Revolving
Inch**



Made of high impact strength plastic. Zinc plated steel shank. Shank has hex socket in the end for installation. Threads on shank are metric.

Item No.	A	B	C	D	E	F	Hex G	Pack Qty.	Bulk Pack Qty.
ESP-130	2.56	.51	M6	.81	.59	.73	4mm	1	10
ESP-135	2.87	.59	M8	.87	.63	.75	4mm	1	10
ESP-140	3.39	.59	M8	.96	.69	.94	4mm	1	10
ESP-145	3.39	.67	M10	.96	.69	.94	5mm	1	10
ESP-150	3.74	.67	M10	1.04	.71	.98	5mm	1	10

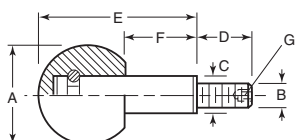
**Black Polyamide
Euromodel Revolving Handle with Screw
Inch and Metric**



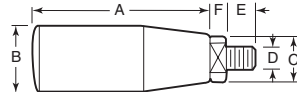
Made of reinforced polyamide. Oil and grease resistant. The handle is unassembled and comes with a screw, zinc plated adapter bushing with through hole and grey removable cap. Safety caps available separately in other colors.

Item No.	A	B	C	D	Stud Thread Size	Pack Qty.	Bulk Pack Qty.
Inch							
JCL-1855	1.57	2.52	.88	.375	3/16	1	10
Metric							
JCL-2525	40	64	22.5	8.5	M10	1	10

**Zinc Plated Steel with Black Phenolic Ball
Revolving
Inch and Metric**

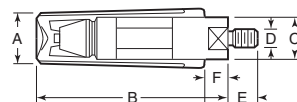


**Black Thermoplastic
Revolving and Folding - Conical
Inch and Metric**



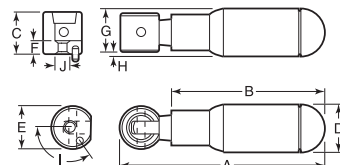
Item No.	A	B	C	D	E	F	Pack Qty.	Bulk Pack Qty.
Inch								
JCL-910	1.97	.79	.55	1/4-20	.51	.24	1	10
JCL-915	2.76	.98	.79	3/8-18	.51	.26	1	10
Metric								
JCL-890	50	20	14	M6 x 1	9	6	1	10
JCL-895	70	25	20	M8 x 1.25	16	6.5	1	10

**Black Thermoplastic
Novo-Grip™
Revolving
Inch**



Item No.	A	B	C	D	E	F	Pack Qty.	Bulk Pack Qty.
GK-920	.51	1.57	.354	M4 x .7	.236	.197	1	10
GK-925	.63	1.95	.433	M5 x .8	.295	.217	1	10
GK-930	.79	2.36	.551	M6 x 1	.354	.197	1	10
GK-935	.98	3.29	.709	M8 x 1.25	.472	.512	1	10

**Black Plastic
Revolving and Fold Away
Inch**



Made of high impact strength plastic. Steel double guide stud and base. Pull handle to engage and snap into upright position. Pull up and push it in to fold away. For installation: pin OD and length is .12" x .12". Threaded revolving also available.

Item No.	A	B	C	D	E	F	G	H	I (Degrees)	J	Pack Qty.	Bulk Pack Qty.
ESP-155	3.27	2.56	.59	.81	.63	.20	.75	.06	90	M4	1	10
ESP-160	3.58	2.87	.59	.87	.63	.20	.77	.10	90	M4	1	10
ESP-165	3.82	2.87	.77	.87	.79	.24	.85	.02	120	M6	1	10
ESP-170	4.33	3.39	.77	.96	.79	.24	.91	.06	120	M6	1	10
ESP-175	4.69	3.74	.77	1.04	.79	.24	.94	.10	120	M6	1	10

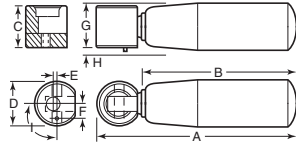
The ball turns freely on the shaft making it useful for many turning applications, such as on hand wheels. Ball is black phenolic, shaft is zinc plated steel.

Item No.	A	B	C	D	E	F	G	Pack Qty.	Bulk Pack Qty.
Inch									
WRK-50	.98	1/4-20	.39	.43	1.48	.59	.118	1	25
WRK-60	1.26	3/8-18	.51	.51	1.89	.75	.157	1	25
WRK-70	1.57	1/2-16	.63	.55	2.40	.94	.197	1	25
WRK-80	1.97	5/8-13	.79	.83	3.07	1.22	.236	1	25
Inch (Metric Thread)									
WRK-10	.98	M6 x 1	.39	.43	1.48	.59	.118	1	25
WRK-20	1.26	M8 x 1.25	.51	.51	1.89	.75	.157	1	25
WRK-30	1.57	M10 x 1.5	.63	.55	2.40	.94	.197	1	25
WRK-40	1.97	M12 x 1.75	.79	.83	3.07	1.22	.236	1	25



elesa

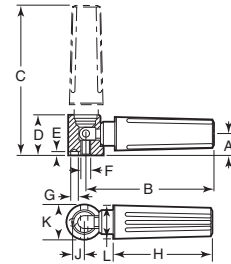
**Black Plastic
Fold Away
Inch**



Pull handle to engage and snap into upright position. Pull up and push it toward center of wheel to fold away. For installation - pin OD and length is .118 x .118". Fastens with screw included.

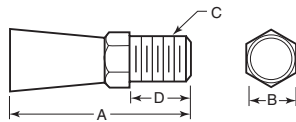
Item No.	A	B	C	D	E	F	G	H	Degrees I	Pack Qty.	Bulk Pack Qty.
KHG-5	2.91	2.20	.59	.630	.039	.217	.75	.10	90	1	10
KHG-10	3.27	2.56	.59	.630	.039	.217	.79	.12	90	1	10
KHG-15	4.09	3.15	.77	.787	.024	.276	.94	.10	120	1	10
KHG-20	4.65	3.54	.91	1.024	.059	.374	1.06	.04	90	1	10

**Black Thermoplastic
Novo-Grip®
Fold Away
Inch**



Item No.	A	B	C	D	E	F	G	H	J	K	L	Pack Qty.	Bulk Pack Qty.
GK-900	.315	1.85	2.15	.57	.18	M4 x .7	.098	1.38	.17	.51	.51	1	10
GK-905	.394	2.28	2.64	.71	.18	M5 x .8	.138	1.73	.21	.63	.63	1	10
GK-910	.492	2.81	3.23	.89	.24	M6 x 1	.177	2.16	.26	.79	.79	1	10
GK-915	.630	3.88	4.43	1.14	.26	M8 x 1.25	.217	2.78	.35	1.02	.98	1	10

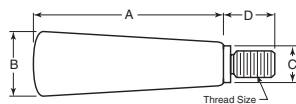
**Carbon Steel
Finger Handle
Inch**



Made of low carbon steel. Black oxide finish.

Item No.	A	B	C	D	Pack Qty.	Bulk Pack Qty.
JFH-5	3/4	1/4	10-32	1/4	1	10
JFH-10	1 1/16	3/8	9/16-18	3/16	1	10

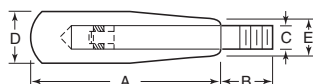
**Aluminum - Clear Anodized
Revolving or Solid
Inch**



The handle is made from 2024 aluminum, the stem is made from low carbon steel. The finish on the revolving handle is either clear or black anodized. The solid handle is clear anodized.

Revolving Clear	Revolving Black	Solid Clear										
Item No.	Item No.	Item No.	A	B	C	D	Thread	Pack Qty.	Bulk Pack Qty.			
JAH-901	JAH-911	—	1 1/8	7/16	3/8	3/8	10-24	1	10			
JAH-902	JAH-912	JAH-301	1 1/16	5/8	1/2	7/16	1/4-20	1	10			
JAH-903	JAH-913	JAH-302	2	7/8	9/16	1/2	9/16-18	1	10			
JAH-904	JAH-914	JAH-303	2 1/2	1	3/4	1/2	3/8-16	1	10			
JAH-905	JAH-915	—	2 7/8	1 1/8	1 1/16	1/2	1/2-13	1	10			
JAH-906	JAH-916	JAH-304	3 1/4	1 1/4	1 1/16	1/2	1/2-13	1	10			

**Steel - Chrome Finish
Revolving - Externally Threaded
Inch**



**Steel - Chrome Finish
Solid - Press Fit or Externally Threaded
Inch**



Press Fit



Threaded

Item No.	A	B	C	D	E	Pack Qty.	Bulk Pack Qty.
B1-25	2	7/16	1/4	1/2	13/32	1	10
B1-28	2	7/16	1/4-20	1/2	13/32	1	10
B1-31	2 1/2	9/16	3/16	5/8	15/32	1	10
B1-33	2 1/2	9/16	5/16-18	5/8	15/32	1	10
B1-38	3 1/4	1 1/16	3/8	3/4	5/8	1	10
B1-39	3 1/4	1 1/16	3/8-16	3/4	19/32	1	10
B1-50	4	1 3/16	1/2	1	23/32	1	10
B1-53	4	1 3/16	1/2-13	1	23/32	1	10

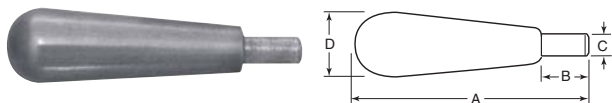
Note: Either ground for press fit or threaded as indicated

Two piece construction requiring assembly.

Item No.	A	B	C	D	E	Pack Qty.	Bulk Pack Qty.
B2-28	2	1/2	1/4-20	3/8	15/32	1	10
B2-33	2 1/2	9/16	9/16-18	3/4	9/16	1	10
B2-39	3 1/4	3/8	3/8-16	7/8	5/8	1	10
B2-53	4	3/4	1/2-13	1	23/32	1	10



Steel - Polished and Chrome Plated Finish
Conical Revolving - Press Fit
Inch



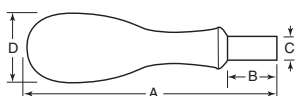
Item No.	A	B	C	D	Pack Qty.	Bulk Pack Qty.
CHR-1	2.625	.563	.3135-.3145	.75	1	10
CHR-2	3.781	.750	.376-.377	1.00	1	10
CHR-3	5.125	.938	.501-.502	1.25	1	10

Steel - Polished Finish
Solid or Revolving - Press Fit
Inch



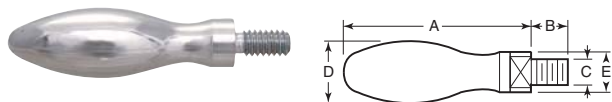
Solid

Revolving



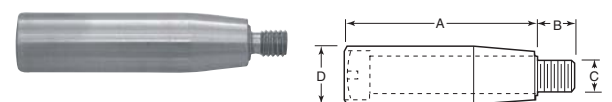
Item No.	A	B	C	D	Pack Qty.	Bulk Pack Qty.
Solid						
HS-17	1.719	.375	.251-.252	.437	1	10
HS-19	1.906	.438	.251-.252	.625	1	10
HS-21	2.156	.438	.313-.314	.750	1	10
HS-24	2.438	.438	.313-.314	.812	1	10
HS-34	3.438	.688	.438-.439	1.125	1	10
HS-39	3.906	.688	.438-.439	1.187	1	10
HS-57	5.750	1.188	.626-.627	1.500	1	10
Revolving						
HR-26	2.625	.563	.313-.314	.875	1	10
HR-37	3.781	.750	.376-.377	1.125	1	10
HR-40	4.031	.750	.438-.439	1.187	1	10
HR-51	5.125	.938	.501-.502	1.375	1	10

Steel - Polished Chrome Finish
Solid and Revolving - Threaded
Inch



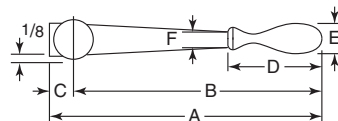
Item No.	A	B	C	D	E	Pack Qty.	Bulk Pack Qty.
Solid							
B5-19	1 1/16	3/8	10-24	1/2	.32	1	10
B5-25	2	1/2	1/4-20	5/8	.40	1	10
B5-31	2 1/2	5/8	3/8-18	1 1/8	.51	1	10
B5-37	3 3/8	1 1/8	3/8-16	1	.63	1	10
B5-50	3 3/4	1 5/8	1/2-13	1 1/4	.75	1	10
Revolving							
B6-19	1 1/2	3/8	10-24	1/2	.32	1	10
B6-25	2 1/4	1/2	1/4-20	5/8	.40	1	10
B6-31	2 13/16	5/8	3/8-18	1 1/8	.51	1	10
B6-37	3 3/8	1 1/8	3/8-16	1	.63	1	10
B6-50	4	1 5/8	1/2-13	1 1/4	.75	1	10

Stainless Steel Type 302
Revolving - Externally Threaded
Inch



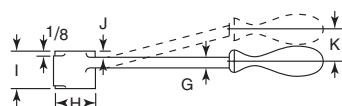
Item No.	A	B	C	D	Pack Qty.	Bulk Pack Qty.
B7-3S	1.50	.24	10-32	.39	1	10
B7-4S	1.57	.31	1/4-20	.47	1	10
B7-6S	2.50	.39	3/8-18	.75	1	10

Malleable Iron
Straight
Inch



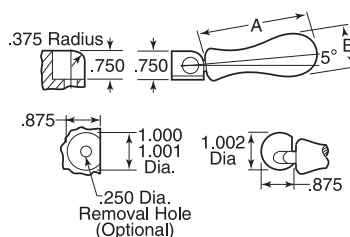
Item No.	A	B	C	D	E	F	Pack Qty.	Bulk Pack Qty.
SH-18	19 1/4	18	1 1/4	4 1/2	1 1/2	7/8	1	25

Malleable Iron
Offset
Inch



Item No.	A	B	C	D	E	F	G	H	I	J	Offset Only K	Pack Qty.	Bulk Pack Qty.
OH-6	6 13/16	6	1 3/16	3 1/4	1 1/8	1/2	3/8	1 1/8	1	3/16	7/8	1	25
OH-8	8 15/16	8	1 5/8	3 3/4	1 1/2	3/8	1 1/2	1 1/4	3/16	1	1	1	25
OH-10	11	10	1	3 3/4	1 1/4	1/2	3/8	1 1/8	1 1/4	3/16	1 1/4	1	25
OH-18	19 1/4	18	1 1/4	4 1/2	1 1/2	7/8	3/8	2 1/8	1 3/4	5/16	1 3/4	1	25

Aluminum Grips - Steel Spindle
Revolving Fold Away Safety Handles
Inch



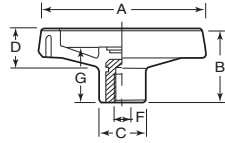
Revolving handle folds away automatically when not in use. Eliminates a protruding handle to crack against knuckles or catch shirt cuffs. Replacement spring sold separately below.

This is the same handle used on the discomatic hand wheels shown on page 114.

Item No.	A	B	Pack Qty.	Bulk Pack Qty.
FAH-2	2.125	.875	1	10
FAH-3	3.063	1.125	1	10
FAH-10	Replacement Spring		1	10

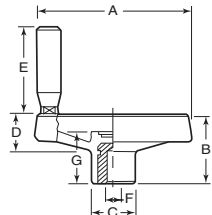


Black Thermoplastic Dished Two Spoke Without Handle Inch



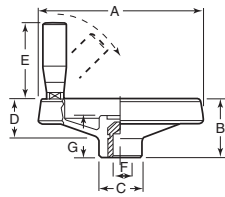
Item No.	A	B	C	D	Bore F	G	Pack Qty.	Bulk Pack Qty.
JCL-1020	3.15	1.34	.94	.55	.313	1.02	1	10
JCL-1025	3.94	1.65	1.10	.63	.375	1.30	1	10
JCL-1030	5.12	1.97	1.26	.79	.375	1.38	1	10
JCL-1035	6.46	2.20	1.57	.94	.500	1.57	1	10
JCL-1050	13.78	3.15	2.68	1.46	.750	1.97	1	10

Black Thermoplastic Dished Two Spoke With Revolving Handle Inch



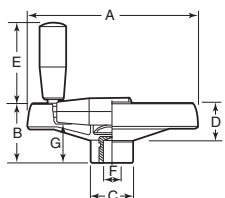
Item No.	A	B	C	D	E	Bore F	G	Pack Qty.	Bulk Pack Qty.
JCL-1055	3.15	1.34	.94	.55	2.20	.313	1.02	1	10
JCL-1060	3.94	1.65	1.10	.63	2.20	.375	1.30	1	10
JCL-1065	5.12	1.97	1.26	.79	2.60	.375	1.38	1	10
JCL-1070	6.46	2.20	1.57	.94	2.99	.500	1.57	1	10
JCL-1075	7.88	2.40	1.97	1.10	2.99	.625	1.54	1	10
JCL-1080	10.04	2.80	2.20	1.26	3.62	.625	1.85	1	10
JCL-1085	13.78	3.15	2.68	1.46	3.62	.750	1.97	1	10

Black Thermoplastic Dished Two Spoke With Folding Handle Inch



Item No.	A	B	C	D	E	Bore F	G	Pack Qty.	Bulk Pack Qty.
JCL-1105	3.15	1.33	.94	.55	2.20	.313	1.02	1	10
JCL-1110	3.94	1.69	1.10	.63	2.20	.375	1.30	1	10
JCL-1115	5.12	1.96	1.26	.78	2.99	.375	1.38	1	10
JCL-1120	6.46	2.20	1.57	.94	2.99	.500	1.57	1	10
JCL-1125	7.87	2.40	1.96	1.10	2.99	.625	1.53	1	10
JCL-1130	10.04	2.79	2.20	1.26	3.85	.625	1.85	1	10

Black Thermoplastic Dished Two Spoke With Fold Away Handle Inch



Item No.	A	B	C	D	E	Bore F	G	Pack Qty.	Bulk Pack Qty.
JCL-1090	5.12	2.05	1.22	.91	2.36	.375	1.32	1	10
JCL-1095	6.30	2.17	1.57	.94	2.75	.500	1.38	1	10
JCL-1100	13.78	3.14	2.68	1.45	3.54	.750	1.96	1	10

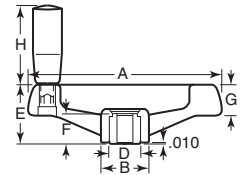
Black Plastic Dished Two Spoke With or Without Revolving Handle Inch



Without Revolving Handle



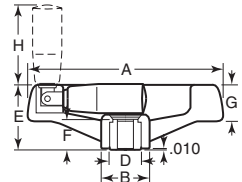
With Revolving Handle



A modern design hand wheel made from high strength technology polymer materials. Molded-in steel hub with anodized aluminum trim disc supplied. Available with or without a revolving handle.

Item No.	A	B	Bore	D	E	F	G	H	Pack Qty.	Bulk Pack Qty.
w/o Handle										
KHI-5	3.15	.91	.312	.71	1.38	.67	.71	—	1	10
KHI-10	3.90	.98	.375	.71	1.46	.67	.79	—	1	10
KHI-15	4.88	1.22	.375	.87	1.73	.87	.87	—	1	10
KHI-20	6.30	1.57	.500	1.02	2.01	1.06	.98	—	1	10
KHI-25	7.87	1.97	.625	1.18	2.40	1.34	1.10	—	1	10
KHI-30	9.84	2.32	.625	1.38	2.76	1.50	1.26	—	1	10
KHI-35	11.73	2.60	.750	1.57	3.07	1.69	1.42	—	1	10
w/ Handle										
KHI-60	3.15	.91	.312	.71	1.38	.67	.71	1.57	1	10
KHI-65	3.90	.98	.375	.71	1.46	.67	.79	2.20	1	10
KHI-70	4.88	1.22	.375	.87	1.73	.87	.87	2.56	1	10
KHI-75	6.30	1.57	.500	1.02	2.01	1.06	.98	2.56	1	10
KHI-80	7.87	1.97	.625	1.18	2.40	1.34	1.10	3.15	1	10
KHI-85	9.84	2.32	.625	1.38	2.76	1.50	1.26	3.54	1	10
KHI-90	11.73	2.60	.750	1.57	3.07	1.69	1.42	3.54	1	10

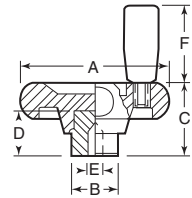
Hand Wheels Black Plastic Dished Two Spoke with Fold Away Handle Inch



Same description as the above hand wheel, except it is supplied with a revolving fold away handle. The handle folds away by pulling up on it and moving towards the center. The handle snaps into use by pulling up.

Item No.	A	B	Bore	D	E	F	G	H	Pack Qty.	Bulk Pack Qty.
KHJ-5	3.15	.91	.312	.71	1.38	.67	.71	1.97	1	10
KHJ-10	3.90	.98	.375	.71	1.46	.67	.79	2.20	1	10
KHJ-15	4.88	1.22	.375	.87	1.73	.87	.87	2.56	1	10
KHJ-20	6.30	1.57	.500	1.02	2.01	1.06	.98	2.56	1	10
KHJ-25	7.87	1.97	.625	1.18	2.40	1.34	1.10	3.15	1	10
KHJ-30	9.84	2.32	.625	1.38	2.76	1.50	1.26	3.54	1	10
KHJ-40	14.67	2.72	.750	1.57	3.23	1.69	1.50	3.54	1	10

Black Phenolic Six or Eight Lobed w/ Revolving Handle Steel Hub Inch



Item No.	A	B	C	D	E	F	No. of Lobes	Pack Qty.	Bulk Pack Qty.
KHN-20	3.27	.95	1.58	.91	.24	1.57	6	1	25
KHN-20A*	3.27	.95	1.58	.91	.24	1.57	6	1	25
KHN-25	3.94	1.42	1.73	1.22	.31	1.97	6	1	25
KHN-65	5.12	1.57	1.85	1.18	.31	2.56	8	1	25

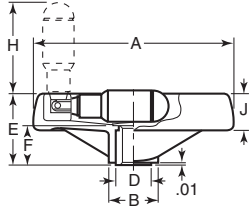
*Includes a 10-32 set screw hole



HAND WHEELS

Buy One or Buy Bulk & SAVE

Black Plastic Dished Two Spoke With Fold Away Handle Inch



Made of high impact strength plastic with black matte finish. Steel hub molded in. Press fit black hub cap provided. Caps are removable.

Item No.	A	B	Bore	D	E	F	H	J	Pack Qty.	Bulk Pack Qty.
ESP-65	4.88	1.22	.375	.87	1.73	.87	2.87	.87	1	10
ESP-70	6.30	1.57	.500	1.02	2.01	1.06	3.39	.98	1	10
ESP-75	7.87	1.97	.625	1.18	2.40	1.34	3.74	1.10	1	10

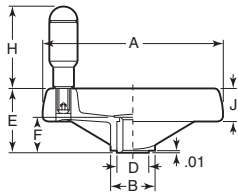
Black Plastic Dished Two Spoke With or Without Revolving Handle Inch



Without Handle



With Handle



Made of high impact strength plastic with black matte finish. Steel hub molded in. Press fit black hub cap provided. Caps are removable. Available with or without revolving handle.

Item No.	A	B	Bore	D	E	F	H	J	Pack Qty.	Bulk Pack Qty.
ESP-35	4.88	1.22	.375	.87	1.73	.87	—	.87	1	10
ESP-40	6.30	1.57	.500	1.02	2.01	1.06	—	.98	1	10
ESP-45	7.87	1.97	.625	1.18	2.40	1.34	—	1.10	1	10
ESP-50	4.88	1.22	.375	.87	1.73	.87	2.87	.87	1	10
ESP-55	6.30	1.57	.500	1.02	2.01	1.06	3.39	.98	1	10
ESP-60	7.87	1.97	.625	1.18	2.40	1.34	3.74	1.10	1	10

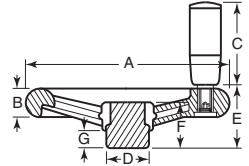
Black Plastic Dished Three Spoke With or Without Revolving Handle Inch



Without Revolving Handle



With Revolving Handle



Constructed of high strength reinforced plastic, fully polished. Steel hub molded in for strength. Available with or without through bore.

Item No.	A	B	Bore	C	D	E	F	G	Pack Qty.	Bulk Pack Qty.
w/o Handle										
KHK-5	3.86	.55	—	—	.94	1.57	1.42	.47	1	10
KHK-7	3.86	.55	.375	—	.94	1.57	1.42	.47	1	10
KHK-12	4.88	.71	.375	—	.94	1.77	1.42	.47	1	10
KHK-15	6.18	.87	—	—	1.26	1.97	1.50	.59	1	10
KHK-17	6.18	.87	.500	—	1.26	1.97	1.50	.59	1	10
KHK-20	7.09	.94	—	—	1.57	2.20	1.69	.59	1	10
KHK-25	7.80	.94	—	—	1.57	2.20	1.69	.59	1	10
KHK-27	7.80	.94	.625	—	1.57	2.20	1.69	.59	1	10
KHK-30	9.72	1.18	—	—	1.93	2.60	1.73	.59	1	10
w/ Handle										
KHK-60	3.86	.55	—	1.57	.94	1.57	1.42	.47	1	10
KHK-63	3.86	.55	.375	1.57	.94	1.57	1.42	.47	1	10
KHK-65	4.88	.71	—	1.97	.94	1.77	1.42	.47	1	10
KHK-67	4.88	.71	.375	1.97	.94	1.77	1.42	.47	1	10
KHK-70	6.18	.87	—	2.56	1.26	1.97	1.50	.59	1	10
KHK-73	6.18	.87	.500	2.56	1.26	1.97	1.50	.59	1	10
KHK-75	7.09	.94	—	3.15	1.57	2.20	1.69	.59	1	10
KHK-77	7.09	.94	.500	3.15	1.57	2.20	1.69	.59	1	10
KHK-80	7.80	.94	—	3.15	1.57	2.20	1.69	.59	1	10
KHK-83	7.80	.94	.625	3.15	1.57	2.20	1.69	.59	1	10
KHK-87	9.72	1.18	—	3.54	1.93	2.60	1.73	.59	1	10
KHK-85	9.72	1.18	—	3.54	1.93	2.60	1.73	.59	1	10
KHK-90	11.34	1.26	—	3.94	2.28	3.07	2.20	.71	1	10
KHK-93	11.34	1.26	.750	3.94	2.28	3.07	2.20	.71	1	10

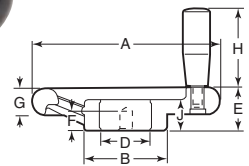
Black Plastic Extra Large Hub Dished Three Spoke With or Without Revolving Handle Inch



Without Revolving Handle



With Revolving Handle



Made from high strength black reinforced plastic. Resistant to solvents, oils, grease and other chemical agents. Extra large molded in steel hub allows for greater mounting flexibility such as square hole, coaxial shafts, drive holes, etc.

Item No.	A	B	Bore	D	E	F	G	H	J	Pack Qty.	Bulk Pack Qty.
w/o Revolving Handle											
ESP-425	4.92	2.17	.394	1.26	1.10	.59	.71	—	.87	1	10
ESP-430	6.30	2.76	.394	1.65	1.38	.67	.87	—	1.02	1	10
ESP-435	7.83	3.35	.472	2.09	1.57	.79	1.02	—	1.06	1	10
ESP-440	9.80	4.13	.472	2.68	1.93	.87	1.18	—	1.18	1	10
w/ Revolving Handle											
ESP-405	4.92	2.17	.394	1.26	1.10	.59	.71	2.56	.87	1	10
ESP-410	6.30	2.76	.394	1.65	1.38	.67	.87	2.56	1.02	1	10
ESP-415	7.83	3.35	.472	2.09	1.57	.79	1.02	3.15	1.06	1	10
ESP-420	9.80	4.13	.472	2.68	1.93	.87	1.18	3.15	1.18	1	10



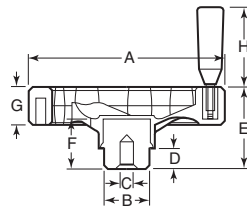
**Black Plastic
Straight
Three Spoke With or Without Revolving Handle
Inch**



Without Revolving Handle



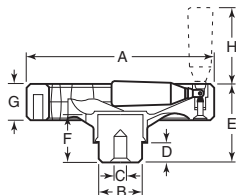
With Revolving Handle



Constructed of black fiber reinforced thermoplastic. Zinc plated molded in steel hub. Available without handle or with a revolving plastic handle with zinc plated steel spindle. Hand wheels come with a pilot hole in the hub.

Item No.	A	B	Pilot Hole C	D	E	F	G	H	Pack Qty.	Bulk Pack Qty.
w/o Revolving Handle										
WHW-100	3.94	.94	.16	.47	1.81	.94	.79	—	1	10
WHW-105	4.92	.94	.24	.47	2.01	1.10	.94	—	1	10
WHW-110	6.30	1.26	.24	.59	2.40	1.22	1.10	—	1	10
WHW-115	7.87	1.57	.24	.59	2.91	1.57	1.26	—	1	10
w/ Revolving Handle										
WHW-120	3.94	.94	.16	.47	1.81	.94	.79	1.97	1	10
WHW-125	4.92	.94	.24	.47	2.01	1.10	.94	1.97	1	10
WHW-130	6.30	1.26	.24	.59	2.40	1.22	1.10	2.76	1	10
WHW-135	7.87	1.57	.24	.59	2.91	1.57	1.26	3.54	1	10

**Black Plastic
Straight
Three Spoke With Fold Away Handle
Inch**



Constructed of black fiber reinforced thermoplastic. Zinc plated molded in steel hub. Revolving fold away handle is black thermoplastic with zinc plated steel spindle. It folds away by pulling up on it and moving towards the center. The handle snaps into use by pulling up.

Item No.	A	B	Pilot Hole C	D	E	F	G	H	Pack Qty.	Bulk Pack Qty.
WHW-140	4.92	.94	.24	.47	2.01	1.10	.94	2.13	1	10
WHW-145	6.30	1.26	.24	.59	2.40	1.22	1.10	2.91	1	10
WHW-150	7.87	1.57	.24	.59	2.91	1.57	1.66	3.70	1	10

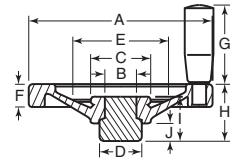
**Black Plastic
Dished
Solid With or Without Revolving Handle
Inch**



With Revolving Handle



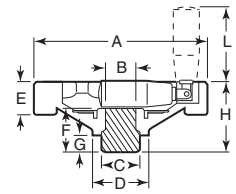
Without Revolving Handle



Constructed of tough, reinforced plastic. Solid construction pre-vents injuries due to getting hand caught in spokes. Steel hub molded in. Available with or without through bore.

Item No.	A	B	Bore	C	D	E	F	G	H	I	J	Pack Qty.	Bulk Pack Qty.
w/ Revolving Handle													
KHL-5	3.15	.63	—	1.10	.79	1.69	.55	1.57	1.22	1.10	.39	1	10
KHL-7	3.15	.63	.375	1.10	.79	1.69	.55	1.57	1.22	1.10	.39	1	10
KHL-10	3.94	.79	—	1.38	.94	2.13	.59	1.97	1.57	1.42	.47	1	10
KHL-12	3.94	.79	.375	1.38	.94	2.13	.59	1.97	1.57	1.42	.47	1	10
KHL-15	4.92	.94	—	1.73	1.26	2.76	.59	2.56	1.73	1.50	.59	1	10
KHL-17	4.92	.94	.375	1.73	1.26	2.76	.59	2.56	1.73	1.50	.59	1	10
KHL-20	5.91	.94	—	1.73	1.26	2.76	.71	2.56	1.89	1.50	.59	1	10
KHL-22	5.91	.94	.500	1.73	1.26	2.76	.71	2.56	1.89	1.50	.59	1	10
KHL-25	6.89	1.22	—	2.17	1.57	3.54	.75	3.15	2.09	1.69	.59	1	10
KHL-27	6.89	1.22	.500	2.17	1.57	3.54	.75	3.15	2.09	1.69	.59	1	10
KHL-30	7.87	1.22	—	2.17	1.57	3.54	.83	3.54	2.24	1.69	.59	1	10
KHL-32	7.87	1.22	.625	2.17	1.57	3.54	.83	3.54	2.24	1.69	.59	1	10
KHL-35	9.80	1.50	—	2.60	1.93	4.33	.98	3.54	2.56	1.73	.59	1	10
w/o Revolving Handle													
KHL-55	3.94	.79	—	1.38	.94	2.13	.59	—	1.57	1.42	.47	1	10
KHL-65	5.91	.94	—	1.73	1.26	2.76	.71	—	1.89	1.50	.59	1	10
KHL-70	6.89	1.22	—	2.17	1.57	3.54	.75	—	2.09	1.69	.59	1	10
KHL-80	9.80	1.50	—	2.60	1.93	4.33	.98	—	2.56	1.73	.59	1	10
KHL-85	11.85	2.28	—	3.70	2.28	5.83	.98	—	2.95	2.20	.71	1	10

**Black Plastic
Dished
Solid With Fold Away Handle
Inch**



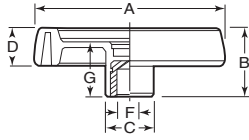
This heavy duty solid wheel is made with high strength reinforced thermosetting plastic. Comes with molded-in steel hub and is available with or without through bore. The revolving fold away handle snaps into use by pulling up. It is folded away by pulling up on the handle and pushing it towards the center. Finger grips on front and back of rim.

Item No.	A	B	Bore	C	D	E	F	G	H	L	Pack Qty.	Bulk Pack Qty.
KHM-5	3.94	.79	—	.94	1.53	1.02	1.29	.47	2.04	2.20	1	10
KHM-7	3.94	.79	.375	.94	1.53	1.02	1.29	.47	2.04	2.20	1	10
KHM-10	4.92	.94	—	1.26	1.81	1.18	1.50	.59	2.36	2.56	1	10
KHM-12	4.92	.94	.375	1.26	1.81	1.18	1.50	.59	2.36	2.56	1	10
KHM-15	5.91	.94	—	1.26	1.89	1.26	1.50	.59	2.48	2.56	1	10
KHM-17	5.91	.94	.500	1.26	1.89	1.26	1.50	.59	2.48	2.56	1	10
KHM-18	7.01	1.22	—	1.57	2.20	1.26	1.69	.59	2.56	3.54	1	10
KHM-20	7.91	1.22	—	1.57	2.36	1.34	1.69	.59	2.76	3.54	1	10
KHM-22	7.91	1.22	.625	1.57	2.36	1.34	1.69	.59	2.76	3.54	1	10
KHM-25	9.80	1.50	—	1.93	2.76	1.42	1.73	.59	3.03	3.54	1	10
KHM-27	9.80	1.50	.625	1.93	2.76	1.42	1.73	.59	3.03	3.54	1	10



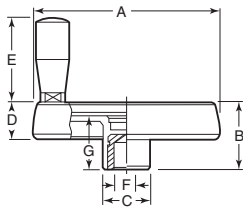
HAND WHEELS

**Black Thermoplastic
Straight
Solid Without Handle
Inch**



Item No.	A	B	C	D	Bore F	G	Pack Qty.	Bulk Pack Qty.
JCL-1420	3.15	1.30	.94	.67	.313	1.14	1	10
JCL-1425	3.94	1.54	1.18	.83	.375	1.34	1	10
JCL-1430	4.96	1.73	1.42	.94	.375	1.46	1	10
JCL-1435	5.91	2.09	1.50	1.14	.500	1.69	1	10
JCL-1440	6.81	2.20	1.57	1.26	.500	1.81	1	10
JCL-1445	7.99	2.32	1.73	1.34	.625	1.93	1	10

**Black Thermoplastic
Straight
Solid With Revolving Handle
Inch**



Item No.	A	B	C	D	E	Bore F	G	Pack Qty.	Bulk Pack Qty.
JCL-1450	3.15	1.30	.94	.67	2.17	.313	1.14	1	10
JCL-1455	3.94	1.54	1.18	.83	2.17	.375	1.34	1	10
JCL-1460	4.96	1.73	1.42	.94	2.60	.375	1.46	1	10
JCL-1465	5.91	2.09	1.50	1.14	2.99	.500	1.69	1	10
JCL-1470	6.81	2.20	1.57	1.26	3.39	.500	1.81	1	10
JCL-1475	7.99	2.32	1.73	1.34	3.39	.625	1.93	1	10

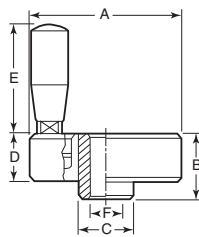
**Black Thermoplastic
Straight
Solid With or Without Revolving Handle
Inch**



With Revolving Handle



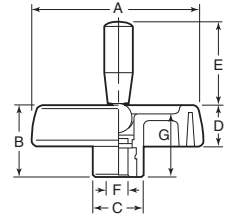
Without Revolving Handle



Made from black thermoplastic with a molded in steel hub.

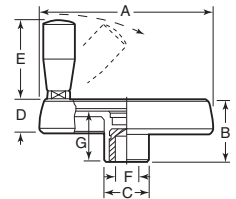
Item No.	A	B	C	D	E	Bore F	Pack Qty.	Bulk Pack Qty.
w/ Revolving Handle								
JCL-1540	3.15	1.30	1.14	.98	2.20	.313	1	10
JCL-1545	3.15	1.30	1.14	.98	2.20	.375	1	10
JCL-1550	3.15	1.30	1.14	.98	2.20	.500	1	10
w/o Revolving Handle								
JCL-1555	3.15	1.30	1.14	.98	—	.313	1	10
JCL-1560	3.15	1.30	1.14	.98	—	.375	1	10
JCL-1565	3.15	1.30	1.14	.98	—	.500	1	10

**Black Thermoplastic
Straight
Solid with Middle Fold Away Handle
Inch**



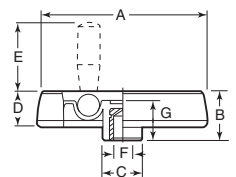
Item No.	A	B	C	D	E	Bore F	G	Pack Qty.	Bulk Pack Qty.
JCL-1530	3.15	1.30	.94	.71	1.54	.313	1.14	1	10
JCL-1535	3.94	1.65	1.18	.94	1.93	.375	1.42	1	10

**Black Thermoplastic
Straight
Solid with Folding Handle
Inch**



Item No.	A	B	C	D	E	Bore F	G	Pack Qty.	Bulk Pack Qty.
JCL-1480	3.15	1.30	.94	.67	2.17	.313	1.14	1	10
JCL-1485	3.94	1.54	1.18	.83	2.17	.375	1.34	1	10
JCL-1490	4.96	1.73	1.42	.94	2.99	.375	1.46	1	10
JCL-1495	5.91	2.09	1.50	1.14	3.78	.500	1.69	1	10
JCL-1500	6.81	2.20	1.57	1.26	3.78	.500	1.81	1	10
JCL-1505	7.99	2.32	1.73	1.34	3.78	.625	1.93	1	10

**Black Thermoplastic
Straight
Solid with Fold Away Handle
Inch**



Item No.	A	B	C	D	E	Bore F	G	Pack Qty.	Bulk Pack Qty.
JCL-1515	5.91	2.09	1.50	1.10	2.36	.500	1.73	1	10
JCL-1520	6.89	2.28	1.57	1.30	3.15	.500	1.89	1	10
JCL-1525	7.87	2.48	1.73	1.50	3.54	.625	2.09	1	10



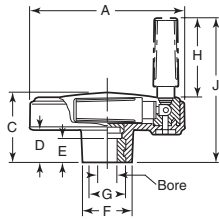
**Black Thermoplastic
Novo-Grip® Straight
Solid With Revolving or Fold Away Handle
Inch and Metric**



**With Fold
Away Handle**



**With Revolving
Handle**



Made from black thermoplastic, this modern design gives an attractive look along with sure gripping and positioning. No spokes for hands to get caught in. The steel hub is molded in for strength and a cap is provided to cover shaft end for neat appearance. Available with revolving handle or a fold away revolving handle.

Item No.	A	Bore Size	C	D	E	F	G	H	J	Pack Qty.	Bulk Pack Qty.
w/ Fold Away Handle - Inch											
GK-575	3.15	3/8	1.48	.69	.51	.98	.75	1.57	2.95	1	10
GK-585	3.94	1/2	1.73	.79	.51	1.10	.75	1.93	3.54	1	10
GK-590	4.92	1/2	2.09	.93	.73	1.38	.98	2.34	4.29	1	10
GK-595	6.30	1/2	2.54	1.10	.73	1.77	.98	3.29	5.67	1	10
GK-600	6.30	3/4	2.54	1.10	.73	1.77	.98	3.29	5.67	1	10
w/ Fold Away Handle - Metric											
KPB-1519	80	8	37.5	17.5	13	25	19	40	75	1	10
KPB-1524	125	12	53	23.5	18.5	35	25	60	109	1	10
KPB-1525	125	14	53	23.5	18.5	35	25	60	109	1	10
KPB-1526	125	16	53	23.5	18.5	35	25	60	109	1	10
w/ Revolving Handle - Inch											
GK-550	3.15	3/8	1.48	.69	.51	.98	.75	1.57	2.95	1	10
GK-560	3.94	1/2	1.73	.79	.51	1.10	.75	1.93	3.54	1	10
w/ Revolving Handle - Metric											
KPB-1509	80	8	37.5	17.5	13	25	19	40	75	1	10
KPB-1510	80	10	37.5	17.5	13	25	19	40	75	1	10
KPB-1512	100	10	44	20	13	28	19	49	90	1	10

**Black Plastic
Straight
Solid with Revolving or Fold Away Handle
Inch**



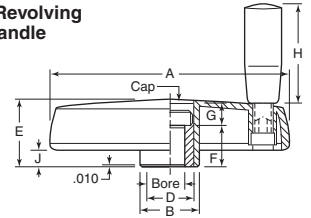
**Black Plastic
Straight
Solid with Revolving or Fold Away Handle
Inch**



**With Fold
Away Handle**



**With Revolving
Handle**



Constructed from high strength impact resistant technopolymer with a black matte finish. Solid "disc" construction prevents injuries due to hands getting caught in spokes. Rear finger grips assist in gripping and turning the hand wheel from a side or off center position. Steel hub is molded in. Press fit cap is provided to block off the shaft ends and give a finished appearance. Available with a revolving handle or revolving fold-away handle. The KHT-204 through KHT-230 have a manual fold-away handle and the KHT-305 through KHT-315 have an automatic fold-away handle.

Item No.	A	B	Bore	D	E	F	G	H	J	Pack Qty.	Bulk Pack Qty.
w/ Fold Away Handle											
KHT-204	3.27	.98	.312	.71	1.14	.67	.31	1.38	.35	1	10
KHT-205	4.02	1.18	.375	.87	1.34	.87	.35	1.97	.39	1	10
KHT-210	4.92	1.38	.375	1.02	1.54	1.06	.31	2.20	.43	1	10
KHT-305*	6.93	1.73	.500	1.38	1.93	1.1	.63	3.15	.51	1	10
KHT-225	7.87	1.97	.625	1.57	2.09	1.42	.51	3.54	.55	1	10
KHT-310*	7.87	1.97	.625	1.58	2.09	1.42	.51	3.54	.55	1	10
KHT-230	9.84	2.24	.625	1.57	2.36	1.42	.74	3.54	.66	1	10
KHT-315*	9.84	2.24	.625	1.57	2.36	1.42	.74	3.54	.66	1	10
w/ Revolving Handle											
KHT-105	3.27	.98	.313	.71	1.14	.67	.315	1.57	.35	1	10
KHT-110	4.02	1.18	.375	.87	1.34	.87	.354	1.97	.39	1	10
KHT-115	4.92	1.38	.375	1.02	1.54	1.06	.315	2.20	.43	1	10
KHT-120	5.91	1.50	.500	1.02	1.73	1.18	.394	2.56	.47	1	10
KHT-130	7.87	1.97	.625	1.57	2.09	1.42	.512	3.54	.55	1	10

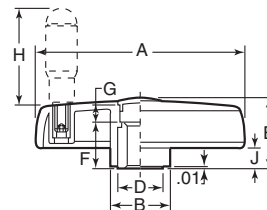
*Automatic Folding Handle



**With Revolving
Handle**



**With Fold Away
Handle**

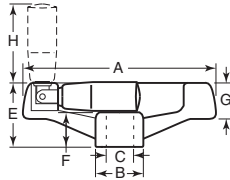


Constructed from high strength plastic with black matte finish. Solid "disc" construction prevents injuries due to hands getting caught in spokes. Rear finger grips assist in gripping and turning the hand wheel from a side or off center position. Steel hub is molded in. Press fit black cap is provided to block off the shaft ends and give a finished appearance.

Revolving Handle	Fold Away Handle	A	B	Bore	D	E	F	G	H	J	Pack Qty.	Bulk Pack Qty.
ESP-10	ESP-25	5.91	1.50	.500	1.02	1.87	1.18	.61	2.87	.47	1	10
—	ESP-20	4.92	1.38	.375	1.02	1.67	1.06	.53	2.56	.43	1	10



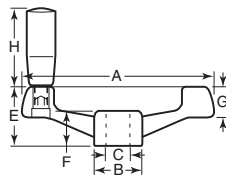
**Aluminum
Dished
Two Spoke With Fold Away Handle
Inch**



Constructed of cast aluminum with a matte black powder coat finish. The finish can withstand temperatures up to 500° F. Supplied with a revolving fold away handle. The handle folds away by pulling up on it and moving it towards the center. The handle snaps into use by pulling up.

Item No.	A	B	Bore C	E	F	G	H	Pack Qty.	Bulk Pack Qty.
KHV-105	4	1.25	.375	1.77	.812	.750	2.20	1	10
KHV-110	4	1.25	.500	1.77	.812	.750	2.20	1	10
KHV-115	5	1.31	.375	1.93	.875	.750	2.56	1	10
KHV-120	5	1.31	.500	1.93	.875	.750	2.56	1	10
KHV-125	6	1.44	.500	2.05	1.000	.750	2.56	1	10
KHV-130	6	1.44	.625	2.05	1.000	.750	2.56	1	10
KHV-135	8	1.94	.500	2.74	1.375	.937	3.15	1	10
KHV-140	8	1.94	.625	2.74	1.375	.937	3.15	1	10
KHV-145	10	1.94	.625	2.80	1.375	.937	3.15	1	10
KHV-150	10	1.94	.750	2.80	1.375	.937	3.15	1	10

**Aluminum
Dished
Two Spoke With or Without Revolving Handle
Inch**



Constructed of cast aluminum with a matte black powder coat finish. The finish can withstand temperatures up to 500° F. Available with or without a revolving handle.

Item No.	A	B	Bore C	E	F	G	H	Pack Qty.	Bulk Pack Qty.
w/o Handle									
KHV-5	4	1.25	.375	1.77	.812	.750	—	1	10
KHV-10	4	1.25	.500	1.77	.812	.750	—	1	10
KHV-15	5	1.31	.375	1.93	.875	.750	—	1	10
KHV-20	5	1.31	.500	1.93	.875	.750	—	1	10
KHV-25	6	1.44	.500	2.05	1.00	.750	—	1	10
KHV-30	6	1.44	.625	2.05	1.00	.750	—	1	10
KHV-40	8	1.94	.625	2.74	1.375	.937	—	1	10
KHV-50	10	1.94	.750	2.80	1.375	.937	—	1	10
w/ Handle									
KHV-55	4	1.25	.375	1.77	.812	.750	2.20	1	10
KHV-60	4	1.25	.500	1.77	.812	.750	2.20	1	10
KHV-65	5	1.31	.375	1.93	.875	.750	2.56	1	10
KHV-70	5	1.31	.500	1.93	.875	.750	2.56	1	10
KHV-75	6	1.44	.500	2.05	1.00	.750	2.56	1	10
KHV-80	6	1.44	.625	2.05	1.00	.750	2.56	1	10
KHV-85	8	1.94	.500	2.74	1.375	.937	3.15	1	10
KHV-90	8	1.94	.625	2.74	1.375	.937	3.15	1	10
KHV-95	10	1.94	.625	2.80	1.375	.937	3.15	1	10
KHV-100	10	1.94	.750	2.80	1.375	.937	3.15	1	10

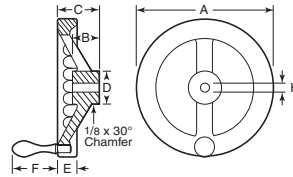
**Coated Aluminum - Black
Dished
Two Spoke With or Without Revolving Handle
Inch**



Without Handle



Revolving Handle



Available with deluxe chrome plated steel revolving handle or without handle. High-quality aluminum alloy casting color-coated with baked on enamel finish. Cleaner - no black rub-off from aluminum or rust from cast iron. Finger-grip design minimizes hand-slipping.

Item No.	A	Hub Lgth. B	C	D	E	F	H	Pack Qty.	Bulk Pack Qty.
w/o Handle									
AW-1045	4	.875	1.438	1.313	.750	—	.375	1	10
AW-1065	6	1.125	2.000	1.750	.875	—	.500	1	10
AW-1085	8	1.250	2.375	2.125	1.000	—	.625	1	10
w/ Chrome-Plated Revolving Handle									
AW-1145	4	.875	1.438	1.313	.750	2.063	.375	1	10
AW-1165	6	1.125	2.000	1.750	.875	3.031	.500	1	10
AW-1165A	6	1.125	2.000	1.750	.875	3.031	.625	1	10

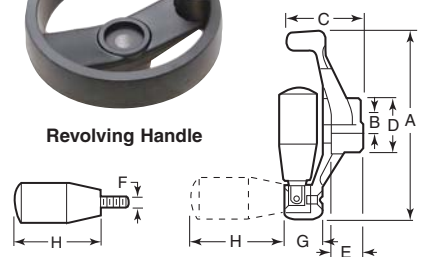
**Aluminum Die Cast
Dished
Two Spoke With Fold Away or Revolving Handle
Inch**



Fold Away Handle



Revolving Handle

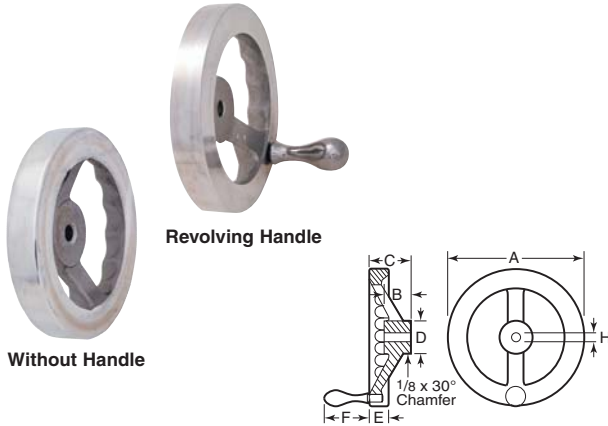


Made from die cast aluminum and are available with fold away revolving handle or revolving handle.

Item No.	A	Ream B	C	D	E	F	G	H	Pack Qty.	Bulk Pack Qty.
Fold Away Handle										
A7-4	4.00	3/8	1 1/8	1 1/8	.67	1/4-20	3/4	2.19	1	10
A7-5	5.00	3/8	1 3/4	1 1/4	.70	5/16-18	7/8	2.50	1	10
A7-6	6.30	1/2	1 7/8	1 1/2	.80	3/8-16	1	3.15	1	10
A7-8	8.00	5/8	2 1/8	1 7/8	1.00	3/8-16	1 1/8	3.15	1	10
Revolving Handle										
A9-4	4.00	3/8	1 1/8	1 1/8	.67	1/4-20	3/4	1.96	1	10
A9-5	5.00	3/8	1 3/4	1 1/4	.70	5/16-18	7/8	2.49	1	10
A9-6	6.30	1/2	1 7/8	1 1/2	.80	3/8-16	1	3.24	1	10
A9-8	8.00	5/8	2 1/8	1 7/8	1.00	3/8-16	1 1/8	3.24	1	10



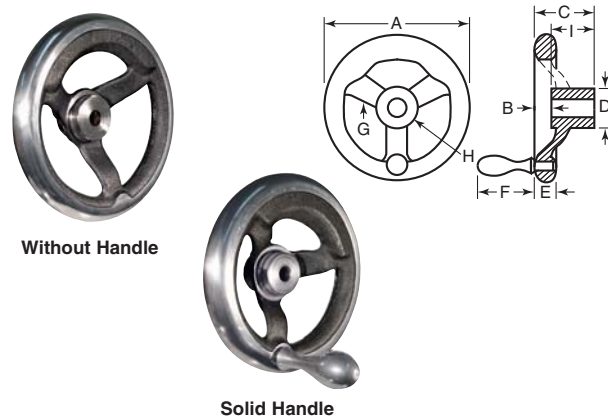
**Aluminum
Dished
Two Spoke With or Without Revolving Handle
Inch**



High quality hand wheels, functionally engineered and competitively priced. These wheels are cast from a non-pitting, non-rusting, corrosion-free aluminum alloy. Revolving handles are machined from steel. Finger-grips minimize hand slipping. Polished rim. Available with or without revolving handle.

Item No.	A	Hub Lgth. B	C	D	E	F	H	Pack Qty.	Bulk Pack Qty.
w/o Handle									
AW-1040	4	.875	1.438	1.313	.750	—	.375	1	10
AW-1040A	4	.875	1.438	1.313	.750	—	.500	1	10
AW-1050	5	1.000	1.625	1.500	.813	—	.375	1	10
AW-1060	6	1.125	2.000	1.750	.875	—	.500	1	10
AW-1070	7	1.250	2.250	1.750	1.000	—	.500	1	10
AW-1080	8	1.250	2.375	2.125	1.000	—	.625	1	10
w/ Handle									
AW-1140	4	.875	1.438	1.313	.750	2.063	.375	1	10
AW-1150	5	1.000	1.625	1.500	.813	2.063	.375	1	10
AW-1160	6	1.125	2.000	1.750	.875	3.031	.500	1	10
AW-1170	7	1.250	2.250	1.750	1.000	3.281	.500	1	10
AW-1180	8	1.250	2.375	2.125	1.000	3.281	.625	1	10

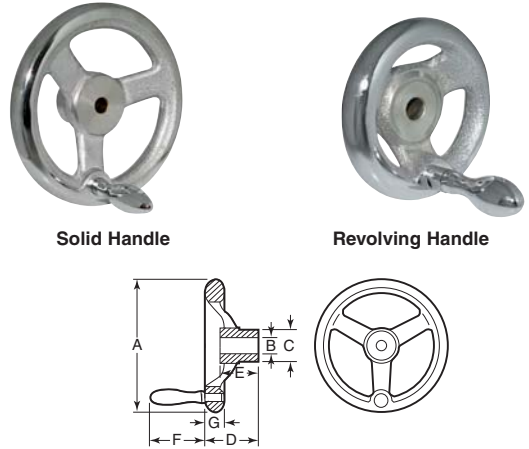
**Cast Iron
Dished
Counter-Balanced
Three Spoked w/o Handle, w/Handle, w/Revolving Handle
Inch**



These hand wheels are made of the best quality line grain cast iron. Center hole and faces of hub are true with rim. Rim and handles are ground and polished to high luster.

Item No.	A	B	C	D	E	F	No. of Spokes G	Hole Size H	Hub Lgth. I	Pack Qty.	Bulk Pack Qty.
w/o Handle											
WND-6	6	.75	2	1.50	.875	—	3	.500	1.25	1	10
w/ Solid Handle											
WSD-6	6	.75	2	1.50	.875	2.750	3	.500	1.25	1	10
w/ Revolving Handle											
WRD-6	6	.75	2	1.50	.875	3.031	3	.500	1.25	1	10

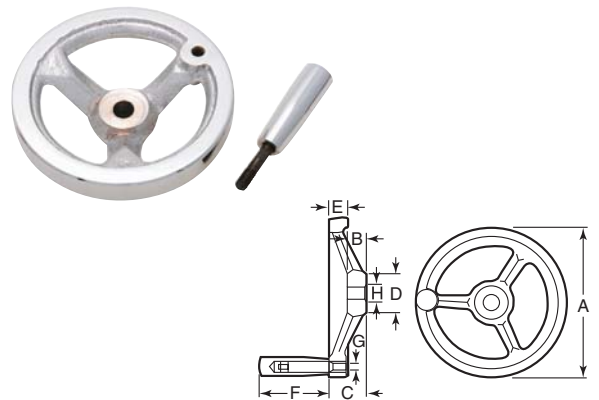
**Cast Iron
Dished
Three Spoked With Solid or Revolving Handle
Inch**



Made of cast iron with chrome plated finish. Rim and handle are ground and polished to high luster. Available with solid or revolving chrome plated handle. The 8", 10" and 12" wheels are scalloped for better gripping.

Item No.	No. of Spokes	A	Bore B	C	D	E	F	G	Pack Qty.	Bulk Pack Qty.
w/ Solid Handle										
A23-3S	3	3	3/8	1	1	1	1 1/16	1/2	1	10
A23-4S	3	4	3/8	1 1/8	1 1/2	1 1/16	1 1/16	9/16	1	10
A23-5S	3	5	3/8	1 1/4	1 3/4	1 1/16	2	5/8	1	10
A23-6S	3	6	1/2	1 3/8	1 3/4	1 1/4	2 3/8	1 1/16	1	10
A23-8S	3	8	5/8	1 1/2	2 1/8	1 1/2	3 1/8	7/8	1	10
A23-10S	5	10	3/8	1 7/8	2 3/8	1 5/8	3 3/8	1 5/16	1	10
A23-12S	5	12	3/4	2 1/8	2 1/2	1 3/4	3 3/4	1	1	10
w/ Revolving Handle										
A23-3R	3	3	3/8	1	1	1 3/8	1 1/8	1/2	1	10
A23-4R	3	4	3/8	1 1/8	1 1/2	1 1/16	1 1/8	9/16	1	10
A23-5R	3	5	3/8	1 1/4	1 3/4	1 1/16	2 1/4	5/8	1	10
A23-6R	3	6	1/2	1 3/8	1 3/4	1 1/16	2 13/16	1 1/16	1	10
A23-8R	3	8	5/8	1 1/2	2 1/8	1 1/2	3 3/8	7/8	1	10
A23-10R	5	10	3/8	1 7/8	2 3/8	1 5/8	3 3/8	1 5/16	1	10
A23-12R	5	12	3/4	2 1/8	2 1/2	1 3/4	4	1	1	10

**Cast Iron with Satin Chrome Plating
Dished
Three Spoked with Revolving Handle
Inch**




Made of high grade cast iron with polished finish and chrome plating. Center hole and face of hub are true with rim. Hand wheels have threaded hole for easy handle assembly. Steel revolving handle is included.

Item No.	A	B	C	D	E	F	G	Bore H	Pack Qty.	Bulk Pack Qty.
HA1-4A	4	3/4	1 1/4	7/8	3/16	2	1/4-20	3/8	1	10
HA1-5A	5	3/4	1 1/16	1 1/8	3/8	2 1/2	3/16-18	3/8	1	10
HA1-6A	6 1/4	1 3/16	1 1/16	1 1/4	3/4	3 1/4	3/16-16	1/2	1	10
HA1-8A	8	1	1 3/4	1 1/16	3/4	3 3/4	3/16-16	5/8	1	10
HA1-10A	10	1 1/16	2	1 1/4	7/8	4	1/2-13	3/4	1	10
HA1-12A	12 3/4	1 1/4	2 1/8	2 3/16	1 1/16	4	1/2-13	3/4	1	10



**Aluminum
Dished
Two, Three, Five or Six Spoke With Revolving Handle
Inch**



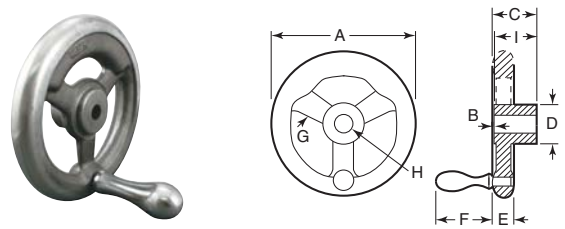
Made from 319 aluminum alloy. The rims are machined to run concentric with center drill. Lightweight. Excellent for high speed applications. The hand wheels listed below are supplied with a revolving handle.

Item No.	A	B	C	D	E	F	G	No. of Spokes	Pack Qty.	Bulk Pack Qty.
JAW-308	4	1 1/2	5/8	1 5/8	1/4	1	1 3/16	2	1	10
JAW-301	6	2	3/4	2 1/16	5/16	1 1/16	1 1/2	3	1	10
JAW-302	8	2 1/2	7/8	2 15/16	3/8	1 1/8	2	3	1	10
JAW-303	10	3	7/8	3 1/16	7/16	2 1/8	2 3/8	3	1	10
JAW-304	12	3 3/8	7/8	3 3/16	7/16	2 3/16	2 1/2	3	1	10
JAW-305	14	3 13/16	1	3 3/16	7/16	2 17/32	2 3/4	5	1	10
JAW-306	18	4 7/8	1 1/4	3 3/16	7/16	3 1/16	4 1/8	5	1	10
JAW-307	23	7 7/8	1 1/4	3 3/16	7/16	4 3/8	4 1/2	6	1	10

**Unfinished Cast Iron and Aluminum
Dished Hand Wheel Offset
Two, Three, Four, Five or Six Spoke
Without Handle
Inch**



**Cast Iron
Straight
Three Spoked With Revolving Handle
Inch**




These hand wheels are made of the best quality line grain cast iron. Center hole and faces of hub are true with rim. Rim and handles are ground and polished to high luster.

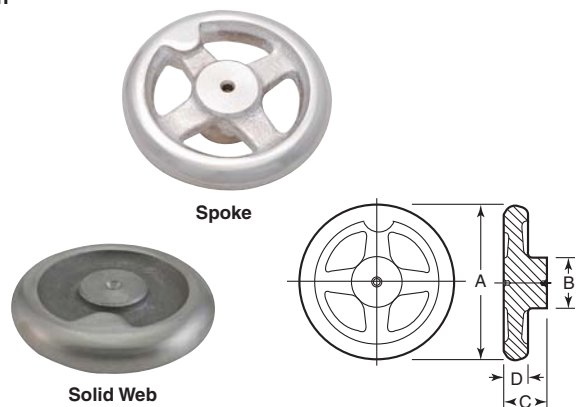
Cast Iron	Aluminum	Item No.	No. of Spokes	A	B	C	D	Pack Qty.	Bulk Pack Qty.
BOW-4	BAOW-4	2	4	1 1/4	1 1/2	7/8	1	1	10
BOW-5	—	3	5	1 1/2	1 3/4	7/8	1	1	10
BOW-6	BAOW-6	3	6	1 1/2	1 7/8	7/8	1	1	10
BOW-7	—	3	7	1 5/8	2 1/4	1	1	1	10
BOW-8	BAOW-8	3	8	1 3/4	2 1/2	1	1	1	10
BOW-9	—	3	9	2	2 3/4	1 1/8	1	1	10
BOW-10	BAOW-10	3	10	2 1/8	3	1 1/8	1	1	10
BOW-12	BAOW-12	4	12	2 1/2	3 1/4	1 1/4	1	1	10
BOW-15	—	5	15	3	3 1/2	1 1/4	1	1	10
BOW-18	—	6	18	3 3/8	3 3/4	1 1/2	1	1	10
BOW-20	—	6	20	3 1/2	3 3/4	1 1/2	1	1	10

Item No.	A	B	C	D	E	F	No. of Spokes	Hole Size	Hub Lgth.	Pack Qty.	Bulk Pack Qty.
WRS-6	6	.063	1.313	1.50	.875	3.031	3	.500	1.25	1	10

**Unfinished Cast Iron or Aluminum
Straight
Two, Three or Four Spoke
Without Handle
Inch**



**Plated Cast Iron
Straight
Four Spoked or Solid Without Handle
Inch**



All hand wheels are blank so that they can be modified to user's specifications. Hand wheels come with 2, 3 or 4 spokes as noted below. Made of unfinished cast iron or aluminum for more economical use.

The cast iron has a chrome finish - provides high quality without the cost of our other hand wheels. All unmachined surfaces are tumbled smooth. Excellent alternative for lower cost machinery and proto-types. All are straight four spoke, except the 3" which is a solid web. Center hole and face of hub are true with rim.

Cast Iron	Aluminum	Item No.	No. of Spokes	A	B	C	D	Pack Qty.	Bulk Pack Qty.
BSW-4	BASW-4	2	4	1 1/4	1 1/8	7/8	1	1	10
BSW-5	—	3	5	1 1/2	1 1/8	7/8	1	1	10
BSW-6	BASW-6	3	6	1 1/2	1 1/4	7/8	1	1	10
BSW-7	—	4	7	1 3/4	1 1/4	3/4	1	1	10
BSW-8	BASW-8	3	8	1 5/8	1 1/2	7/8	1	1	10
BSW-10	BASW-10	3	10	2 1/4	2 1/4	1	1	1	10
BSW-12	BASW-12	4	12	3	3	1 1/4	1	1	10
BSW-14	—	4	14	3	3 1/2	1 1/4	1	1	10
BSW-16	—	4	16	3	3 1/2	1 1/2	1	1	10

Item No.	A	B	C	D	Pack Qty.	Bulk Pack Qty.
A3-3*	3	1	1 1/16	5/8	1	10
A3-4	4	1 1/4	1 1/8	5/8	1	10
A3-5	5	1 1/4	1 1/8	5/8	1	10
A3-6	6	1 5/8	1 1/4	3/4	1	10
A3-8	8	1 7/8	1 3/8	7/8	1	10
A3-10	10	2 1/4	2 1/4	1	1	10

* Solid Web



HAND WHEELS

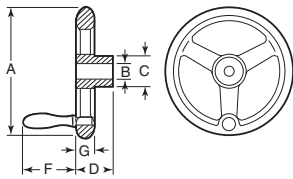
Cast Iron Straight Three or Five Spoked With Solid or Revolving Handle Inch



Straight with Revolving Handle



8", 10", 12" Straight with Solid Handle



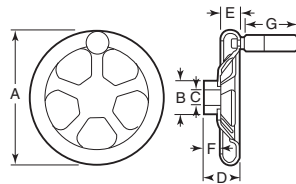
Made of cast iron with chrome plated finish. Rim and handle are ground and polished to high luster. Available with solid or revolving chrome plated handle. The 8", 10" and 12" wheels are scalloped for better gripping.

Item No.	No. of Spokes	A	Bore B	C	D	F	G	Pack Qty.	Bulk Pack Qty.
w/ Solid Handle									
A43-3S	3	3	3/8	1	1	1 1/16	1/2	1	10
A43-4S	3	4	3/8	1 1/8	1 1/16	1 1/16	9/16	1	10
A43-5S	3	5	3/8	1 1/4	1 3/16	2	19/32	1	10
A43-6S	3	6	1/2	1 3/8	1 1/4	2 5/8	2 1/32	1	10
A43-8S	3	8	5/8	1 2 1/2	1 1/2	3 1/4	7/8	1	10
A43-12S	5	12	3/4	2 3/32	1 25/32	3 3/4	1	1	10
w/ Revolving Handle									
A43-3R	3	3	3/8	1	1	1 7/8	1/2	1	10
A43-4R	3	4	3/8	1 1/8	1 1/16	1 7/8	9/16	1	10
A43-5R	3	5	3/8	1 1/4	1 3/16	2 1/4	19/32	1	10
A43-6R	3	6	1/2	1 3/8	1 1/4	2 3/8	2 1/32	1	10
A43-8R	3	8	5/8	1 2 1/2	1 1/2	3 3/8	7/8	1	10
A43-10R	5	10	5/8	1 7/8	1 2 1/2	3 3/8	1 1/16	1	10
A43-12R	5	12	3/4	2 3/32	1 25/32	4	1	1	10

Stainless Steel - Type 304 Straight Four or Five Spoke With or Without Handle Inch



With Handle



Without Handle

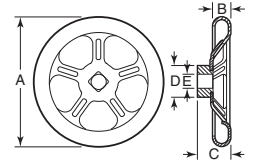
Made of pressed Type 304 stainless steel with satin finish. Stainless steel hub is welded to body. Available with revolving plastic handle with stainless steel stem or without handle.

Item No.	No. of Spokes	A	B	C	D	E	F	G	Pack Qty.	Bulk Pack Qty.
w/ Handle										
WSH-1	4	6.30	1.18	.500	1.54	.87	.79	3.15	1	10
WSH-2	4	7.87	1.57	.625	1.73	.87	.94	3.15	1	10
WSH-3	5	9.84	1.77	.750	2.05	1.18	1.10	3.54	1	10
w/o Handle										
WSH-4	4	6.30	1.18	.500	1.54	.87	.79	—	1	10
WSH-5	4	7.87	1.57	.625	1.73	.87	.94	—	1	10
WSH-6	5	9.84	1.77	.750	2.05	1.18	1.10	—	1	10

Black Coated Steel Straight Three, Four or Five Spoke Without Handle Inch



Three Spoke Bored



Pressed steel hand wheels are black plastic coated. Have high mechanical strength and are not affected by shock or knocks. Welded steel hub. Available with bored round hole or square hole broached.

Bored	Broached	Item No.	Item No.	No. of Spokes	A	B	C	D	E	Pack Qty.	Bulk Pack Qty.
WHW-5	WHW-35	3	4.92	.71	1.14	1.18	.500	1	10		
WHW-10	WHW-40	4	6.30	.87	1.46	1.18	.500	1	10		
WHW-15	WHW-45	4	7.87	.87	1.81	1.57	.625	1	10		
WHW-20	—	5	9.84	1.18	2.05	1.77	.750	1	10		
WHW-25	—	5	12.40	1.38	2.52	2.17	.750	1	10		
WHW-30	—	5	15.75	1.57	3.23	2.56	1.00	1	10		

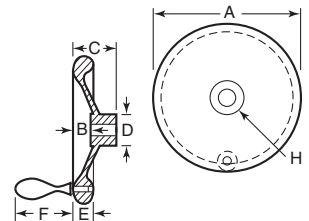
Cast Iron Dished Solid Web w/o Handle, w/ Solid Handle, w/ Revolving Handle Inch



Without Handle



With Handle



Made of fine grain cast iron. Available as blanks-rough, unfinished castings without handle or bore or as finished wheels. Finished hand wheels have a starter hole which can be made larger by user. Rim polished to high luster. Handles are polished steel. Web contoured for maximum strength. Rear edge of rim cut back to provide better grasp for operator. Center hole and face of hub are true with rim. Used where safety regulations prohibit the use of spoked hand wheels or where the use of spoked hand wheels are not desirable.

Item No.	A	B	C	D	E	F	H	Pack Qty.	Bulk Pack Qty.
Blank Casting - w/o Handle									
BOS-3	3	5/8	1	7/8	5/8	—	—	1	10
BOS-4	4	3/4	1 1/2	1	3/4	—	—	1	10
BOS-6	6	1	1 7/8	1 5/8	7/8	—	—	1	10
BOS-7	7	1 1/2	2 1/4	1 3/8	1	—	—	1	10
BOS-8	8	1 1/2	2 1/2	1 1/2	1	—	—	1	10
BOS-9	9	2 1/2	2 1/2	2	1 1/2	—	—	1	10
BOS-10	10	1 1/4	2 3/8	2 1/8	1 1/8	—	—	1	10
Finished Hand Wheel - w/o Handle									
RND-3	3	5/8	1	1 1/16	5/8	—	1/4	1	10
RND-4	4	3/4	1 1/2	1	3/4	—	1/4	1	10
RND-5	5	7/8	1 3/4	1 1/8	3/4	—	5/16	1	10
RND-6	6	1	1 7/8	1 1/4	7/8	—	5/16	1	10
RND-7	7	1 1/2	2 1/4	1 3/8	1	—	3/8	1	10
RND-8	8	1 1/2	2 1/2	1 1/2	1	—	3/8	1	10
RND-9	9	2 1/2	2 1/2	2	1 1/2	—	1/2	1	10
Finished Hand Wheel - w/ Solid Handle									
RSD-4	4	3/4	1 1/2	1	3/4	2	1/4	1	10
RSD-5	5	7/8	1 3/4	1 1/4	3/4	2	5/16	1	10
RSD-6	6	1	1 7/8	1 1/2	7/8	3	5/16	1	10
RSD-9	9	2 1/2	2 1/2	2	1 1/2	3 1/4	1/2	1	10
Finished Hand Wheel - w/ Revolving Handle									
RRD-3	3	5/8	1	1 1/16	5/8	1 1/2	1/4	1	10
RRD-4	4	3/4	1 1/2	1	3/4	2	1/4	1	10
RRD-5	5	7/8	1 3/4	1 1/4	3/4	2	5/16	1	10
RRD-9	9	2 1/2	2 1/2	1 3/8	1 1/2	3 1/4	1/2	1	10
RRD-6	6	1	1 7/8	1 1/2	7/8	3	5/16	1	10
RRD-7	7	1 1/2	2 1/4	1 1/2	1	3	5/16	1	10
RRD-8	8	1 1/2	2 1/2	1 1/2	1	3 1/4	5/8	1	10



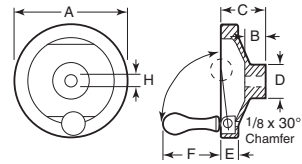
**Coated Aluminum
Black Discomatic Dished
Without Handle or With Revolving Fold-Away Handle
Inch**



**With Revolving
Fold-Away Handle**



Without Handle



Revolving handle folds away automatically when not in use. Smooth, spokeless web with no hazardous openings. Finger-grip rim design for minimum slippage. Strong, tough, chemical resistant coating provides good gripping surface. Dished design for more distance between rim and possible machine cabinet pinch-points. The revolving handle has a highly polished aluminum grip with a clear, anodized finish for durability. Spindle is made of steel and packed with grease to last the life of the hand wheel.

Item No.	A	Hub Lgth. B	C	D	E	F	H	Pack Qty.	Bulk Pack Qty.
w/o Handle									
BDW-094	5	1.000	2.130	1.500	1.000	—	.375	1	10
BDW-097	8	1.250	2.500	2.125	1.000	—	.625	1	10
w/ Revolving Fold-Away Handle									
BDW-224	5	1.000	2.130	1.500	1.000	2.125	.375	1	10
BDW-225	6	1.125	2.375	1.750	1.000	3.063	.500	1	10
BDW-227	8	1.250	2.500	2.125	1.000	3.063	.625	1	10

**Aluminum - Plain Finish or Black
Dished
Solid Web With or Without Revolving Handle
Inch**



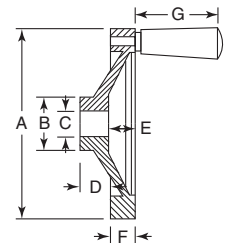
**Plain Finish With
Revolving Handle**



**Black Finish With
Revolving Handle**



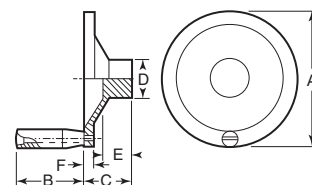
**Plain Finish Without
Revolving Handle**



Made from cast aluminum with a highly polished rim. Also available with a black powder coating. The smooth spokeless web has no hazardous openings. Available with or without revolving handle. Handle is heavy duty black plastic with steel insert.

Plain Item No.	Black Item No.	A	B	Bore C	D	E	F	G	Pack Qty.	Bulk Pack Qty.
w/o Handle										
KHW-5	—	3.15	1.02	.500	.630	.413	.512	—	1	10
KHW-10	KHW-210	3.94	1.10	.500	.670	.512	.551	—	1	10
KHW-15	KHW-215	4.92	1.22	.500	.709	.609	.591	—	1	10
KHW-20	KHW-220	5.51	1.42	.625	.748	.687	.650	—	1	10
KHW-25	KHW-225	6.30	1.42	.625	.787	.748	.709	—	1	10
KHW-30	KHW-230	7.88	1.65	.750	.945	.827	.807	—	1	10
KHW-35	KHW-235	9.84	1.89	.875	1.100	.904	.904	—	1	10
w/ Plastic Revolving Handle										
KHW-105	KHW-305	3.15	1.02	.500	.630	.413	.512	1.67	1	10
KHW-110	KHW-310	3.94	1.10	.500	.670	.512	.551	2.07	1	10
KHW-115	KHW-315	4.92	1.22	.500	.709	.609	.591	2.66	1	10
KHW-120	KHW-320	5.51	1.42	.625	.748	.687	.650	2.66	1	10
KHW-125	KHW-325	6.30	1.42	.625	.787	.748	.709	3.25	1	10
KHW-130	KHW-330	7.88	1.65	.750	.945	.827	.807	3.25	1	10
KHW-135	—	9.84	1.89	.875	1.100	.904	.904	3.64	1	10

**Stainless Steel - Type 300
Dished
Solid Web With Revolving Handle
Inch**



Handles also sold separately on page 104.

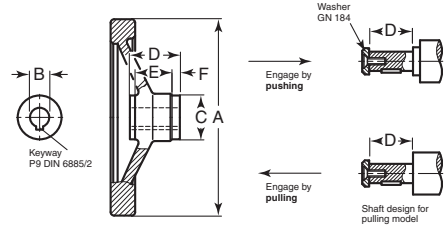
Made of Type 300 series stainless steel. Comes with stainless steel revolving handle. Hand wheel and handle are machined with a smooth finish.

Item No.	A	B	C	D	E	F	Pack Qty.	Bulk Pack Qty.
AS-3	3	1.49	1.10	.87	.67	.24	1	10
AS-4	4	1.57	1.25	1.02	.71	.31	1	10
AS-6	6	2.50	1.50	1.50	.87	.39	1	10



HAND WHEELS

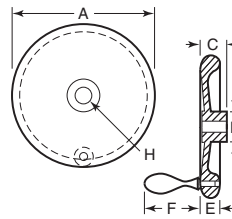
**Aluminum
Safety Clutch
Needle Bearing Mechanism
Without Handle
Metric**



Hand wheel body is made of aluminum. Hand wheel comes with no mounting hole in rim. Safety clutch hand wheels can be engaged by pulling or pushing.

Pulling		Pushing		A	Bore B	C	D	E	F	Pack Qty.	Bulk Pack Qty.
Item No.	Item No.	(mm)	(mm)	(mm)	(mm)	(mm)	(mm)	(mm)	(mm)		
WSH-10	WSH-16	125	12	29	42	18	12	1	10		
WSH-11	WSH-17	140	12	29	42	18	12	1	10		
WSH-12	WSH-18	140	14	33	48	20	14	1	10		
WSH-13	WSH-19	160	14	33	48	20	14	1	10		
WSH-14	WSH-20	200	18	39	50	24	13	1	10		
WSH-15	WSH-21	250	22	46	54	28	13	1	10		

**Cast Iron
Straight
Solid Web w/o Handle, w/ Solid Handle, w/ Revolving Handle
Inch**

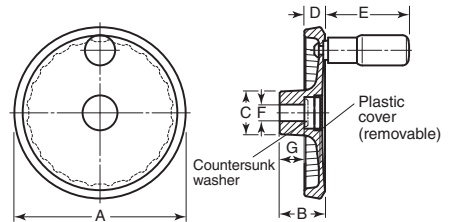


Made of fine grain cast iron. Available as blanks-rough, unfinished castings without handle or bore or as finished wheels. Finished hand wheels have a starter hole which can be made larger by user. Rim polished to high luster. Handles are polished steel. Web contoured for maximum strength. Rear edge of rim cut back to provide better grasp for operator. Center hole and face of hub are true with rim. Used where safety regulations prohibit the use of spoked hand wheels or where the use of spoked hand wheels are not desirable.

Item No.	A	C	D	E	F	H	Pack Qty.	Bulk Pack Qty.
Blank Casting - w/o Handle								
BSS-4	4	1 1/8	1 1/16	5/8	—	—	1	10
BSS-5	5	1 1/4	1 1/2	5/8	—	—	1	10
BSS-7	7	1 1/4	1 3/4	3/4	—	—	1	10
BSS-8	8	1 3/8	1 7/8	7/8	—	—	1	10
RNS-3	3	1 1/8	1 1/16	5/8	—	1/4	1	10
Finished Hand Wheel - w/o Handle								
RNS-4	4	1 1/8	1 1/4	5/8	—	1/4	1	10
RNS-5	5	1 1/4	1 3/8	5/8	—	3/16	1	10
RNS-6	6	1 1/4	1 1/8	3/4	—	3/16	1	10

Item No.	A	C	D	E	F	H	Pack Qty.	Bulk Pack Qty.
Finished Hand Wheel - w/ Solid Handle								
RSS-4	4	1 1/8	1 1/16	5/8	2	1/4	1	10
RSS-5	5	1 1/4	1 7/16	5/8	2	3/16	1	10
RSS-6	6	1 1/4	1 1/8	3/4	3	5/16	1	10
RSS-8	8	1 3/8	1 7/8	7/8	3 1/4	3/8	1	10
Finished Hand Wheel - w/ Revolving Handle								
RRS-3	3	1 1/8	1 1/16	5/8	1 1/2	1/4	1	10
RRS-4	4	1 1/8	1 1/8	5/8	2	1/4	1	10
RRS-6	6	1 1/4	1 1/16	3/4	3	3/16	1	10
RRS-7	7	1 1/4	1 1/4	3/4	3	3/8	1	10
RRS-8	8	1 3/8	1 1/16	7/8	3 1/4	3/8	1	10

**Aluminum - Matte Black or Silver Textured Finish
Flat-Faced Solid Disk
With or Without Revolving Handle
Inch**

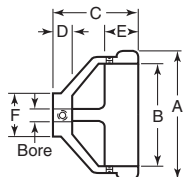


These flat-faced solid disk hand wheels are distinguished by their modern design. The removable plastic cover shrouds the assembly hardware such as screws and countersunk washers, as well as the shaft end. The hand wheel body is made of aluminum, pressure die-cast with powder coated matte black finish or silver textured finish. The rim is concentric and square to bore. The revolving handle is black nylon plastic with zinc plated steel threaded spindle. There is no mounting hole in the rim for hand wheels without a handle.

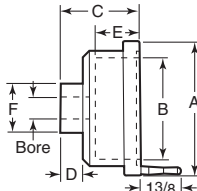
Black		Silver		A	B	C	D	E	Bore F	G	Pack Qty.	Bulk Pack Qty.
Item No.	Item No.											
w/ Revolving Handle												
WHW-200	WHW-230	3.15	1.02	1.02	.51	1.63	.500	.63	1	10		
WHW-205	WHW-235	3.94	1.18	1.10	.55	2.20	.500	.67	1	10		
WHW-210	WHW-240	4.92	1.30	1.22	.59	2.32	.500	.71	1	10		
WHW-215	WHW-245	5.51	1.42	1.42	.65	2.91	.625	.75	1	10		
WHW-220	WHW-250	6.30	1.54	1.42	.71	2.91	.625	.79	1	10		
WHW-225	WHW-255	7.87	1.77	1.65	.81	3.31	.750	.94	1	10		
w/o Revolving Handle												
WHW-260	WHW-290	3.15	1.02	1.02	.51	—	.500	.63	1	10		
WHW-265	WHW-295	3.94	1.18	1.10	.55	—	.500	.67	1	10		
WHW-270	WHW-300	4.92	1.30	1.22	.59	—	.500	.71	1	10		
WHW-275	WHW-305	5.51	1.42	1.42	.65	—	.625	.75	1	10		
WHW-280	WHW-310	6.30	1.54	1.42	.71	—	.625	.79	1	10		
WHW-285	WHW-315	7.87	1.77	1.65	.81	—	.750	.94	1	10		



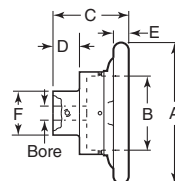
**Cast Aluminum
Fluted, Round with Handle, Spoked
Inch**



Fluted



Round with Handle

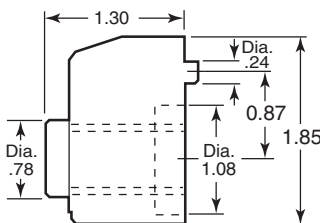


Spoked

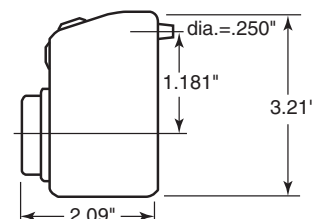
Indicating hand wheels accurately display the position of a control shaft on even the latest and most sophisticated machines. These indicators give precise settings and enable the operator to return to these exact settings without guess work. Only applicable to stems and shafts placed in a horizontal position. Hand wheel and indicator are sold as one unit. Hand wheels are cast aluminum with black powder coat. Indicator case is solid metal construction with celluloid crystal cover. Dial faces available with numbers reading clockwise or counterclockwise. Dial has two pointers, one indicates whole turns up to 12 and the other indicates the proportion of the turn. Available in three styles, fluted, round with handle or spoked with either counter clockwise or clockwise rotation. All are bored with set screws.

Item No.	Item No.	Style	A	B	C	D	E	F	Bore	Pack Qty.	Bulk Pack Qty.
TJ-21	—	Fluted	2 3/4	2 1/4	1 3/4	1/2	3/4	1	3/8	1	5
TJ-22	—	Fluted	2 3/4	2 1/4	1 3/4	1/2	3/4	1	1/2	1	5
TJ-23	—	Fluted	2 3/4	2 1/4	1 3/4	1/2	3/4	1	5/8	1	5
TJ-31	—	Fluted	3 1/2	2 3/4	2 3/8	1/2	15/16	1 1/8	3/8	1	5
TJ-32	TJ-37	Fluted	3 1/2	2 3/4	2 3/8	1/2	15/16	1 1/8	1/2	1	5
TJ-33	—	Fluted	3 1/2	2 3/4	2 3/8	1/2	15/16	1 1/8	5/8	1	5
TJ-41	TJ-46	Round	5	3 3/4	3	7/8	1 1/8	1 1/4	1/2	1	5
TJ-42	—	Round	5	3 3/4	3	7/8	1 1/8	1 1/4	5/8	1	5
TJ-43	—	Round	5	3 3/4	3	7/8	1 1/8	1 1/4	3/4	1	5
TJ-50	—	Spoked	7 3/16	3 3/4	3 15/16	1 1/8	3/4	2 1/4	1/2	1	5
TJ-51	—	Spoked	7 3/16	3 3/4	3 15/16	1 1/8	3/4	2 1/4	5/8	1	5

**Dial Position Indicators
Orange Plastic
Direct Drive
Inch**



1/2" Shaft



3/4" Shaft

Mounts on control spindles in any position for giving actual reading of the positioning of the machine component. Four figure digital counter with clockwise and counter clockwise rotation available in various standard ratios. High impact resistant, orange plastic case, sealed to prevent tampering and dust penetration. Resistant to solvents, oils, grease and other chemical agents. Black oxide steel inserts. Rear torque pin for positioning. Rear rubber gasket. Socket head grub screw for fitting to the shaft.

Item No.	Item No.	Ratio	Bore	Pack Qty.	Bulk Pack Qty.
CE-983960	—	0.020	1/2	1	5
CE-983988	CE-983987	0.050	1/2	1	5
—	CE-984019	00.10	1/2	1	5
CE-984040	CE-984039	00.20	1/2	1	5
—	CE-984133	01.00	1/2	1	5
—	CE-984153	001.0	1/2	1	5
CE-984294	—	010.0	1/2	1	5
—	CE-986019	000.10	3/4	1	5
CE-986040	CE-986039	000.20	3/4	1	5
—	CE-986133	001.00	3/4	1	5
—	CE-986153	0001.0	3/4	1	5

**Reduction Sleeves
Inch**



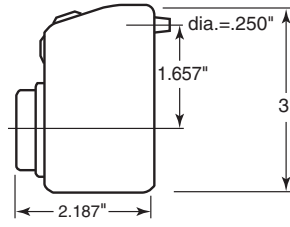
Item No.	Bore Size	Pack Qty.	Bulk Pack Qty.	Item No.	Bore Size	Pack Qty.	Bulk Pack Qty.	Item No.	Bore Size	Pack Qty.	Bulk Pack Qty.
CE-985950	1/2 to 3/8	1	5	CE-987940	3/4 to 3/8	1	5	CE-987960	3/4 to 3/8	1	5



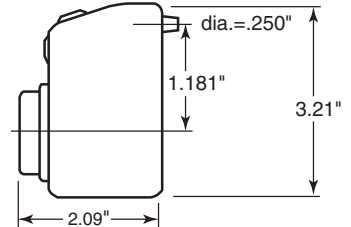
Front Readout



Top Readout



Plastic Housing



Metal Housing

Easily mounts on all types of machinery and equipment where there is an adjusting hand wheel or crank. Ideal for packaging, woodworking, textile, printing, and converting machines. Reduces setup time and allows repeatable manual position changes and settings. Provides exact, incremental position readings on manually adjusted control shafts or spindles from a fraction of a turn to multiple turns. Sealed to prevent cover separation and dust free operation. Steel black oxide shaft collars and "positive drive" internal gear mechanism for smooth, exact operation. Available in either injection molded plastic housing or heavy duty metal housing. Five digit counter with clockwise and counter-clockwise rotation available in various standard ratios. Rear foam mounting gasket included. Fastens on to shaft with set screw. Made in the U.S.A.

Digital Position Indicators

Plastic Housing

Front Readout, Top Readout

Inch

Clockwise		Counter Clockwise				Clockwise		Counter Clockwise			
Item No.	Item No.	Ratio	Bore	Pack Qty.	Bulk Pack Qty.	Item No.	Item No.	Ratio	Bore	Pack Qty.	Bulk Pack Qty.
Top Readout Position						Front Readout Position					
TJ-0101	—	00010	3/8	1	5	TJ-0121	—	00010	3/8	1	5
TJ-0102	TJ-0112	00010	1/2	1	5	TJ-0122	TJ-0132	00010	1/2	1	5
TJ-0103	—	00010	5/8	1	5	TJ-0123	—	00010	5/8	1	5
TJ-0104	—	00010	3/4	1	5	TJ-0124	TJ-0134	00010	3/4	1	5
TJ-0105	—	00010	1	1	5	TJ-0222	—	00020	1/2	1	5
TJ-0202	—	00020	1/2	1	5	—	TJ-0235	00020	1	1	5
TJ-0203	TJ-0213	00020	5/8	1	5	—	TJ-0531	00050	1/2	1	5
TJ-0204	TJ-0214	00020	3/4	1	5	TJ-1022	—	00100	1/2	1	5
TJ-0502	—	00050	5/8	1	5						
TJ-0503	—	00050	3/4	1	5						
TJ-1001	TJ-1011	00100	3/8	1	5						
TJ-1002	TJ-1012	00100	1/2	1	5						
TJ-1003	—	00100	5/8	1	5						
TJ-1005	—	00100	1	1	5						

Note: Digital readout after one full revolution

Metal Housing

Front Readout, Top Readout

Inch

Clockwise				Clockwise			
Item No.	Ratio	Bore	Pack Qty.	Item No.	Ratio	Bore	Pack Qty.
Top Readout Position				Front Readout Position			
TJ-2102	00010	1/2	1	TJ-2125	00010	1	1
TJ-2104	00010	3/4	1	TJ-2222	00020	1/2	1
TJ-2105	00010	1	1	TJ-2224	00020	3/4	1
TJ-2203	00020	5/8	1	TJ-2522	00050	5/8	1
TJ-3001	00100	3/8	1	TJ-3022	00100	1/2	1
TJ-3002	00100	1/2	1	TJ-3025	00100	1	1
TJ-3003	00100	5/8	1				
TJ-3004	00100	3/4	1				
TJ-3005	00100	1	1				

Note: Digital readout after one full revolution

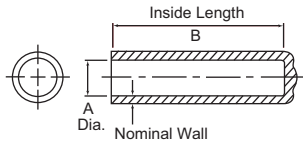
NEW

TIMERS

Pages 563 - 565



VGRD
Black or Red Vinyl PVC
Round



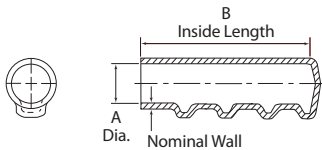
Features:

- Flexible material can stretch onto slightly larger dimensions for a snug fit without tearing, splitting or shredding
- Special order colors and materials available

Item No.	Material & Color	A		B		Pack Qty.	Bulk Pack Qty.
		In	mm	In	mm		
VGRD07504000A	Black PVC	0.750	19.1	4.000	101.6	1	500
VGRD07504000B	Textured Black PVC	0.750	19.1	4.000	101.6	1	500
VGRD07505000A	Black PVC	0.750	19.1	5.000	127.0	1	250
VGRD07505000B	Textured Black PVC	0.750	19.1	5.000	127.0	1	250
VGRD07505000D	PVC Red	0.750	19.1	5.000	127.0	1	250
VGRD08124500A	Textured Black PVC	0.812	20.6	4.500	114.3	1	400
VGRD08434500B	Textured Black PVC	0.843	21.4	4.500	114.3	1	400
VGRD08754000B	Textured Black PVC	0.875	22.2	4.000	101.6	1	400
VGRD08755000A	Black PVC	0.875	22.2	5.000	127.0	1	300
VGRD08755000B	Textured Black PVC	0.875	22.2	5.000	127.0	1	150
VGRD08755000C	PVC Red	0.875	22.2	5.000	127.0	1	300
VGRD09374000A	Black PVC	0.937	24.7	4.000	101.6	1	300
VGRD09374000B	Textured Black PVC	0.937	24.7	4.000	101.6	1	300
VGRD10004000A	Black PVC	1.000	25.4	4.000	101.6	1	400
VGRD10004500A	Black PVC	1.000	25.4	4.500	114.3	1	300

Item No.	Material & Color	A		B		Pack Qty.	Bulk Pack Qty.
		In	mm	In	mm		
VGRD10005000A	Black PVC	1.000	25.4	5.000	127.0	1	250
VGRD10005000B	Textured Black PVC	1.000	25.4	5.000	127.0	1	300
VGRD10005000C	PVC Red	1.000	25.4	5.000	127.0	1	300
VGRD10624000A	Black PVC	1.062	27.0	4.000	101.6	1	300
VGRD10624500B	Textured Black PVC	1.062	27.0	4.500	114.3	1	300
VGRD11254000B	Textured Black PVC	1.125	28.6	4.000	101.6	1	250
VGRD11255000A	Black PVC	1.125	28.6	5.000	127.0	1	200
VGRD11255000B	Textured Black PVC	1.125	28.6	5.000	124.0	1	200
VGRD12504500A	Black PVC	1.250	31.8	4.500	114.3	1	250
VGRD12504500C	PVC Red	1.250	31.8	4.500	114.3	1	200
VGRD12505000B	Textured Black PVC	1.250	31.8	5.000	127.0	1	200
VGRD15004000A	Black PVC	1.500	38.1	4.000	101.6	1	200
VGRD15004500B	Textured Black PVC	1.500	38.1	4.500	114.3	1	200
VGRD17504000A	Black PVC	1.750	44.4	4.000	101.6	1	150

VGN
Black Vinyl PVC
Round Finger Grasp

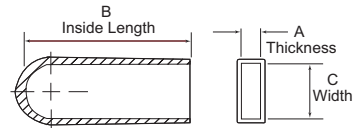


Features:

- Ideal for applications requiring a uniform finger grasp
- Flexible material can stretch onto slightly larger dimensions for a snug fit without tearing, splitting or shredding
- Special order colors and textured materials available

Item No.	A		B		Pack Qty.	Bulk Pack Qty.
	In	mm	In	mm		
VGN10004000A	1.000	25.4	4.000	101.6	1	350
VGN07504500A	0.750	19.1	4.500	114.3	1	200
VGN10004500A	1.000	25.4	4.500	114.3	1	300
VGN08755000A	0.875	22.2	5.000	139.7	1	350

VG Series
Black Vinyl PVC
Flat Rectangular



Features:

- Ideal for capping bar stock for general protection
- Flexible material can stretch onto slightly larger dimensions for a snug fit without tearing, splitting or shredding
- Special order colors and textured materials available

Item No.	A		C		B		Pack Qty.	Bulk Pack Qty.
	In	mm	In	mm	In	mm		
VG12505004375A	0.125	3.2	0.500	12.7	4.375	111.1	1	1500
VG12507504375A	0.125	3.2	0.750	19.1	4.375	111.1	1	600
VG12510004375A	0.125	3.2	1.000	25.4	4.375	111.1	1	250
VG25007504250A	0.250	6.4	0.750	19.1	4.250	108.0	1	800
VG25010004375B	0.250	6.4	1.000	25.4	4.375	111.1	1	400
VG25012504500A	0.250	6.4	1.250	31.8	4.500	114.3	1	250



**Black Vinyl
Round or Rectangle
Inch**



Grip replacements for worn grips on hand trucks, punch presses, tools and other equipment. Grips are molded of strong rigid black vinyl. They fit standard bar sizes and have a 1/4" hole opposite the open end, except where noted otherwise. All grips for 1" bar diameter will work with 3/4" I.P.S. pipe size.

Item No.	Style	Lgth.	For Bar Dia.	Pack Qty.	Bulk Pack Qty.	Item No.	Style	Lgth.	For Bar Dia.	Pack Qty.	Bulk Pack Qty.
GRIP1200A	A	4 1/16	3/4	1	100	GRIP0200A	G	5 1/16	7/8	1	125
GRIP1300A	A	4 3/4	7/8	1	100	GRIP0100A	G	5 1/16	1	1	100
GP-1R	A	4 1/2	1	1	50	GP-213	G	5 1/4	1 1/8	1	50
GP-118R	A	4 1 1/16	1 1/8	1	50	GP-214	G	5 1/4	1 1/4	1	50
GP-114R	A	4 1 1/16	1 1/4	1	50	GP-206	H	5 1/8	3/4	1	50
GP-34F	B	4 1 3/16	3/4	1	50	GP-207	H	5 1/8	7/8	1	50
GRIP0500A	B	3 3/8	7/8	1	200	GP-208	H	5 1/8	1	1	50
GRIP0600A	B	4 5/8	7/8	1	125	GP-209	I	4 3/4	7/8	1	50
GP-1F	B	4 9/16	1	1	50	GP-210	I	4 3/4	1	1	50
GP-118F	B	4 1 1/16	1 1/8	1	50	GP-12D	J	4 9/16	1/2	1	50
GP-114F	B	4 1 1/16	1 1/4	1	50	GP-58D	J	4 9/16	5/8	1	50
GP-4*	C	4 9/16	7/8	1	50	GP-34D	J	4 9/16	3/4	1	50
GP-5*	D	4 9/16	7/8	1	50	GRIP0700A	J	4 9/16	7/8	1	125
GP-51*	D	4 9/16	1	1	50	GRIP0800A	J	4 9/16	1	1	100
GP-8	E	4 1/2	7/8	1	50	GP-18FB	K	4 3/4	1/8 x 1	1	50
GRIP0300A	F	4 1/4	7/8	1	125	GP-316FB	K	4 3/4	3/16 x 1	1	50
GRIP0400A	F	4 1/2	1	1	125	GP-14FB	K	4 3/4	1/4 x 1	1	50
GP-211	G	4 1/8	1 1/2	1	50	GRIP1000A	L	4 5/16	1	1	125
GP-212	G	4 1/8	5/8	1	50	GRIP0900A	L	4 5/16	1 1/4	1	125
GP-203	G	5 1/16	3/4	1	50						

*No opposite end hole

**Black Closed Cell Foam Rubber
Soffoam
Inch**



Sculptured




Plain

Item No.	Grip Description	Lgth.	For Bar Dia.	Pack Qty.	Bulk Pack Qty.
GP-101	Sculptured	5	3/4	1	50
GP-102	Sculptured	5	7/8	1	50
GP-103	Sculptured	5	1	1	50
GP-104	Plain	4 1/2	3/4	1	50
GP-105	Plain	4 1/2	7/8	1	50
GP-106	Plain	4 1/2	1	1	50

Made of closed cell foam rubber that can stand up to the duress of the most demanding industrial or consumer applications. The soffoam rubber material provides comfort and reduces hand fatigue especially when vibration is a factor. Excellent weathering capabilities for outdoor use. Black color.

**Black Rubber
Round
Inch**



UV Resistant

These easy-to-install handle grips provide a simple, affordable and ergonomic solution for a multitude of uses. The non-slip grip provides better control and safety, while the ergonomic design reduces muscle fatigue. Can be installed on a variety of cylindrical and semi-cylindrical objects such as:

- Screwdrivers
- Hammers
- Wrenches
- Ratchets
- Levers
- Flashlights
- Shovels
- Brooms
- Rakes
- Axes
- Sledges
- Wheelbarrows

Item No.	Length	For Bar Dia.	Pack Qty.	Bulk Pack Qty.
GP-500	7	.63 to 1.3	1	50
GP-501	7	.76 to 1.6	1	50
GP-502	7	.98 to 2.2	1	50

Note: The colored coil shown in the photo is discarded after the grip has been installed.